

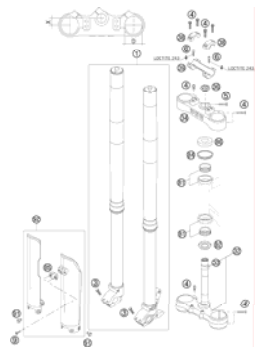
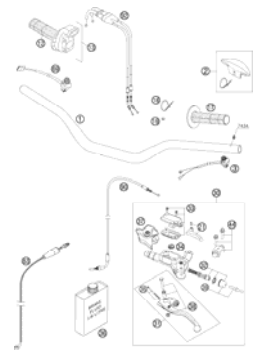
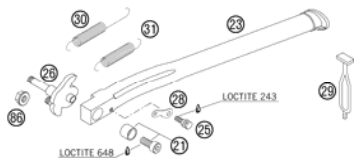
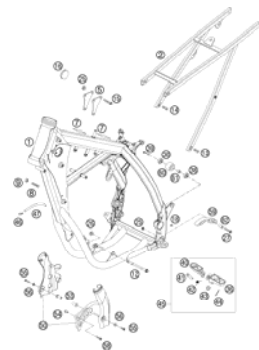
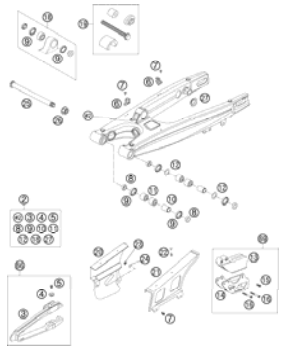
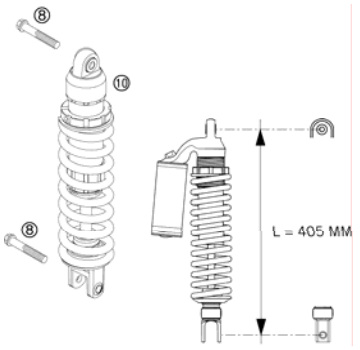
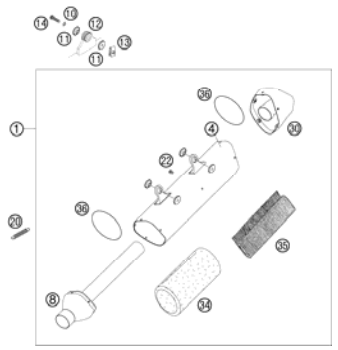
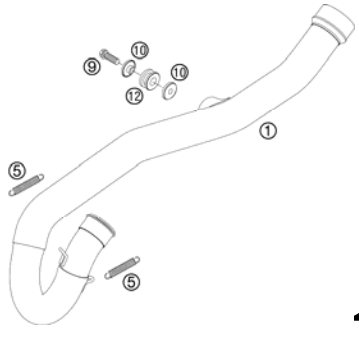
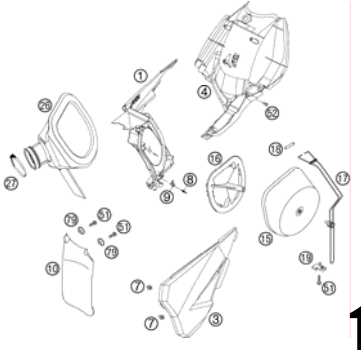
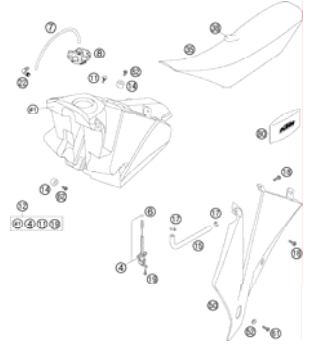
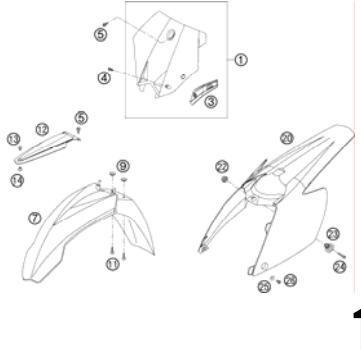

250 XCF-W USA 2007

SPARE PARTS MANUAL: CHASSIS

ART.NO.: 3CF8175G9EN

ENGLISH



<p>FRONT FORK</p>  <p>3</p>	<p>HANDLEBAR, CONTROLS</p>  <p>4</p>	<p>SIDE STAND</p>  <p>5</p>	<p>FRAME, SUB FRAME</p>  <p>6</p>
<p>SWINGARM</p>  <p>7</p>	<p>MONOSHOCK WP</p>  <p>8</p>	<p>EXHAUST SILENCER</p>  <p>9</p>	<p>EXHAUST MANIFOLD</p>  <p>10</p>
<p>AIR FILTER BOX</p>  <p>11</p>	<p>TANK, SEAT, COVER</p>  <p>12</p>	<p>MASK, FENDERS</p>  <p>13</p>	<p>DECAL</p>  <p>14</p>

FRONT WHEEL

15

REAR WHEEL

16

WIRING HARNESS

17

HAND BRAKE CYLINDER

18

BRAKE CALIPER FRONT

19

BRAKE CALIPER REAR

20

REAR BRAKE CONTROL

21

SPEEDOMETER

22

ACCESSORIES

23

!

All information contained is without obligation. KTM-Sportmotorcycle AG particularly reserves the right to modify any equipment, technical specifications, prices, colors, shapes, materials, services, service work, constructions, equipment and the like so as to adapt them to local conditions or to cancel any of the above items, all without previous announcement and without giving reasons. KTM may stop manufacturing certain models without previous notice. KTM shall not be held liable for any deviations of availability and/or ability to deliver, illustrations, descriptions, printing and/or other errors. The illustrated models partly contain extra equipment, which is not applied to standard models. © 2004 by KTM-SPORTMOTORCYCLE AG, Mattighofen AUSTRIA; All rights reserved; Reprint, also in extracts, with written allowance of KTM-SPORTMOTORCYCLE AG, Mattighofen only.

FRONT FORK

250 XCF-W USA 2007

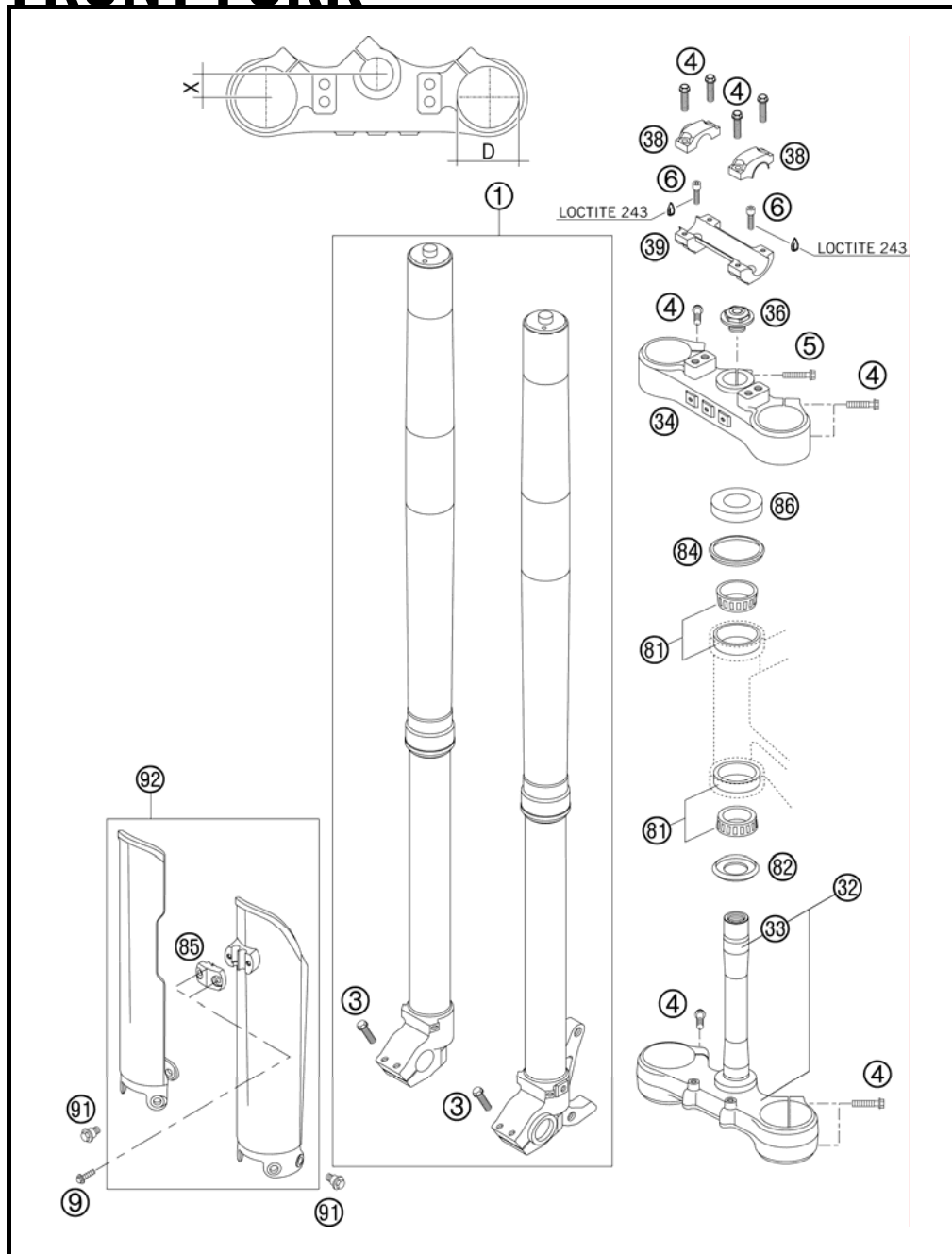


FIG	PART NUMBER	DESCRIPTION	QTY
1*	14187C04	FORK LEG WP D48MA250/300EXC 07	1
3	0015080253	HH COLLAR SCREW M 8X25 WS=10	4
4	0015080303	HH COLLAR SCREW M 8X30 WS=10	12
5	0015080353	HH COLLAR SCREW M 8X35 WS=10	1
6	0912100250	AH SCREW DIN6912-M10X25,10.9,L	2
9	0017060203	EJOT PT SCREW K60X20 WS=6	2
32	59001132120	BOT. TRIP. CL. CPL. X=20MM/D=60MM	1
33	50101033100	FORK TUBE L=244 '91	1
34	59001034120	TOP TRIPLE CLAMP X=20MM/D=54MM	1
36	54801036000	STEER. HEAD SCREW M20X1,5 WS=27	1
38	59001038200	HANDLEBAR CLAMP D=28MM 2000	2
39	59001039100	HANDLEBAR SUPPORT 28MM SC'99	1
81	54201081100	TAPERED ROLLER BEARING CPL. 06	2
82	54601084100	O-RING SUPPORT W. SEALING LIP	1
84	54601184000	STEERING HEAD GASKET TOP	1
85	5900108510004	CLAMP F. SPEED. CABLE ORANGE 06	1
86	54201086000	STEERING HEAD COVER	1
91	59001092050	SPECIAL SCREW M6X12,5 WS=8	6
92	5900109400004	FORK PROT. L/S +R/S ORG 02	1

075230100 / C077700105

* NEW PART

X AS REQUIRED

HANDLEBAR, CONTROLS

250 XCF-W USA 2007

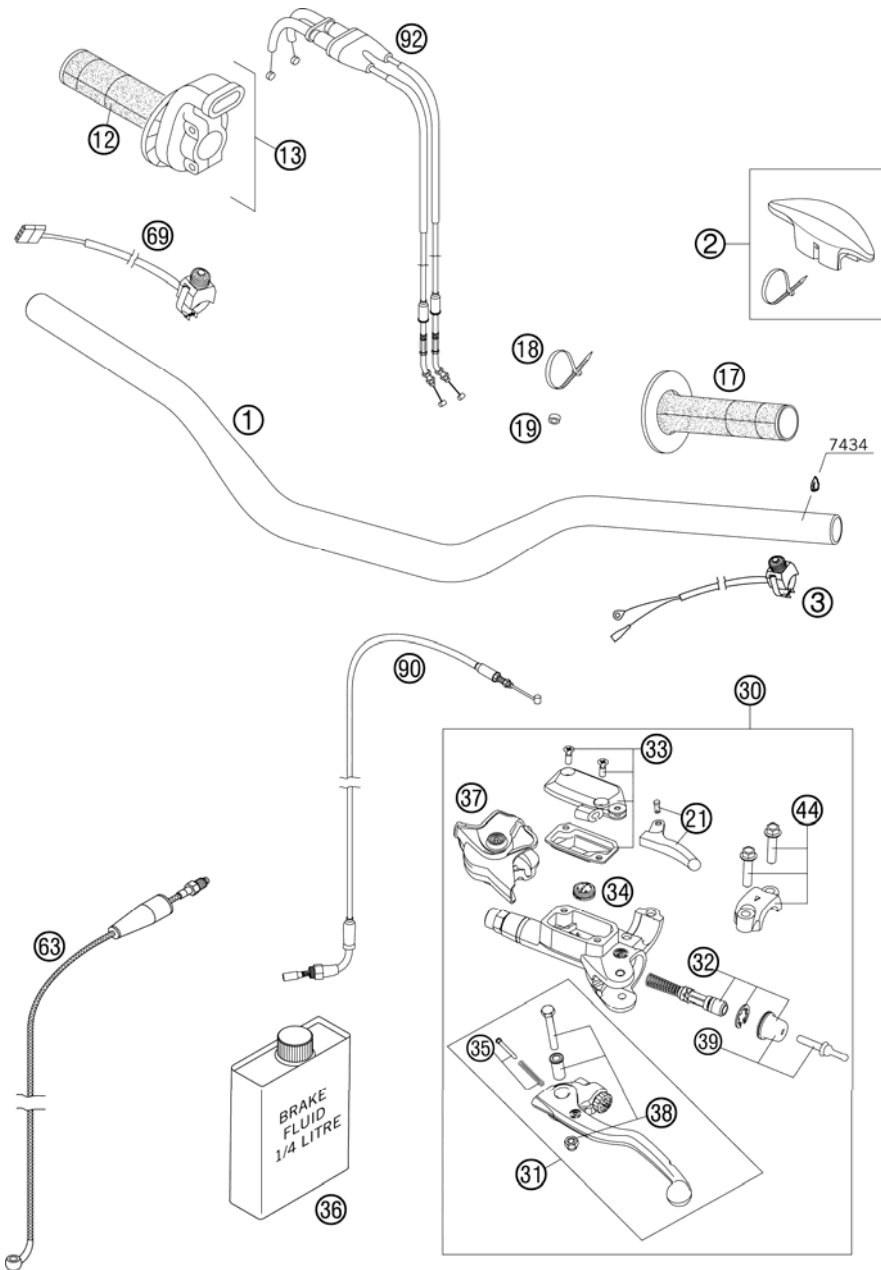


FIG	PART NUMBER	DESCRIPTION	QTY
1	59002001000	HANDLEBAR 28MM HIGH 2000	1
2	59002002000	HANDLEBAR PAD 05	x
3	50311089200	SHORT CIRCUIT BUTTON 02	1
12	54802013000	TWIST GRIP COVER RENTAL 04	1
13	59402010000	THROTTLE GRIP CPL. RACING 2004	1
17	54802039000	FIXED GRIP RENTAL 04	1
18	44011076100	CABLE TIE 100/2,5MM BLACK	x
18	44011076200	CABLE TIE 200/3,6MM BLACK	x
19	50301089000	SPACER BUSHING 6X10X5	1
21	77002047000	HOT START LEVER CPL. 07	1
30	77002030044	MASTER CYLINDER CPL. 07	1
31	54802031000	CLUTCH LEVER CPL. BREMBO 06	1
32	54802032000	REP. KIT PISTON 06	1
33	77002003000	COVER HYD. CLUTCH CPL. 07	1
34	54802051000	VALVE	1
35	54802052000	BOLT KPL.	1
36	306054	BRAKE FLUID DOT 4.0	1
37	54802037000	PROTECTION CAP 06	1
38	54802038100	LEVER SCREW CPL. 06	1
39	54802046000	PUSH ROAD CPL.	1
44	54802005100	CLAMP CPL. 06	1
63	54832063000	CLUTCH PIPE 06	1
69	59411074000	STARTER CONTROL 04	1
90	77002096000	HOT START CABLE 05	1
92	77002091000	THROTTLE CABLE 250 SXF 2005	1

077700207 / C077700207

* NEW PART

X AS REQUIRED

SIDE STAND

250 XCF-W USA 2007

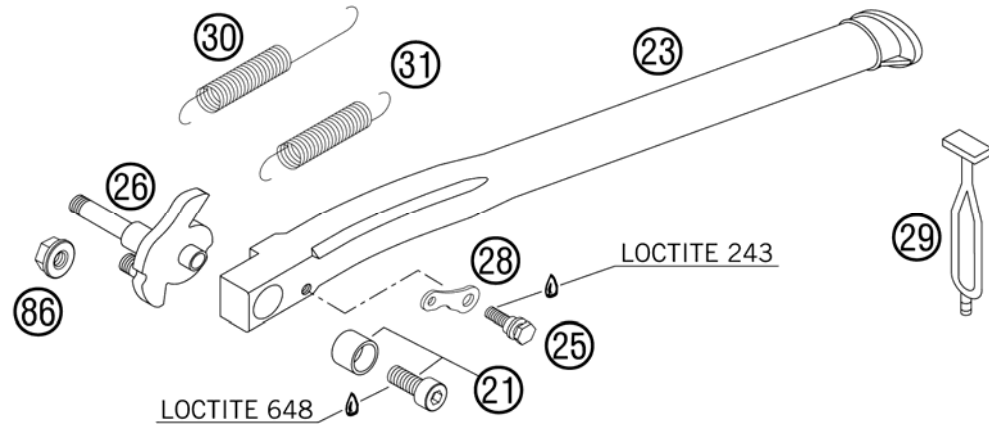


FIG	PART NUMBER	DESCRIPTION	QTY
21	50303023270	BUSHING WITH SCREW EXC EU	1
23	50303023000	SIDE STAND L=377MM '98	1
25	50303023152	BOLT SIDE ST.SPRING M5 EGS'98	1
26	50303026100	SIDE STAND BRACKET CPL. 2002	1
28	50303023054	BRACKET FOR SPRING EGS '98	1
29	50303018000	RUBBER L=145MM	1
30	50303024000	SIDESTAND SPRING 125-380EXC'98	1
31	10003021000	STAND SPRING SHORT	1
86	54310086200	SELF LOCKING NUT M8 10.9	1

065230302 / C065230302

* NEW PART

X AS REQUIRED

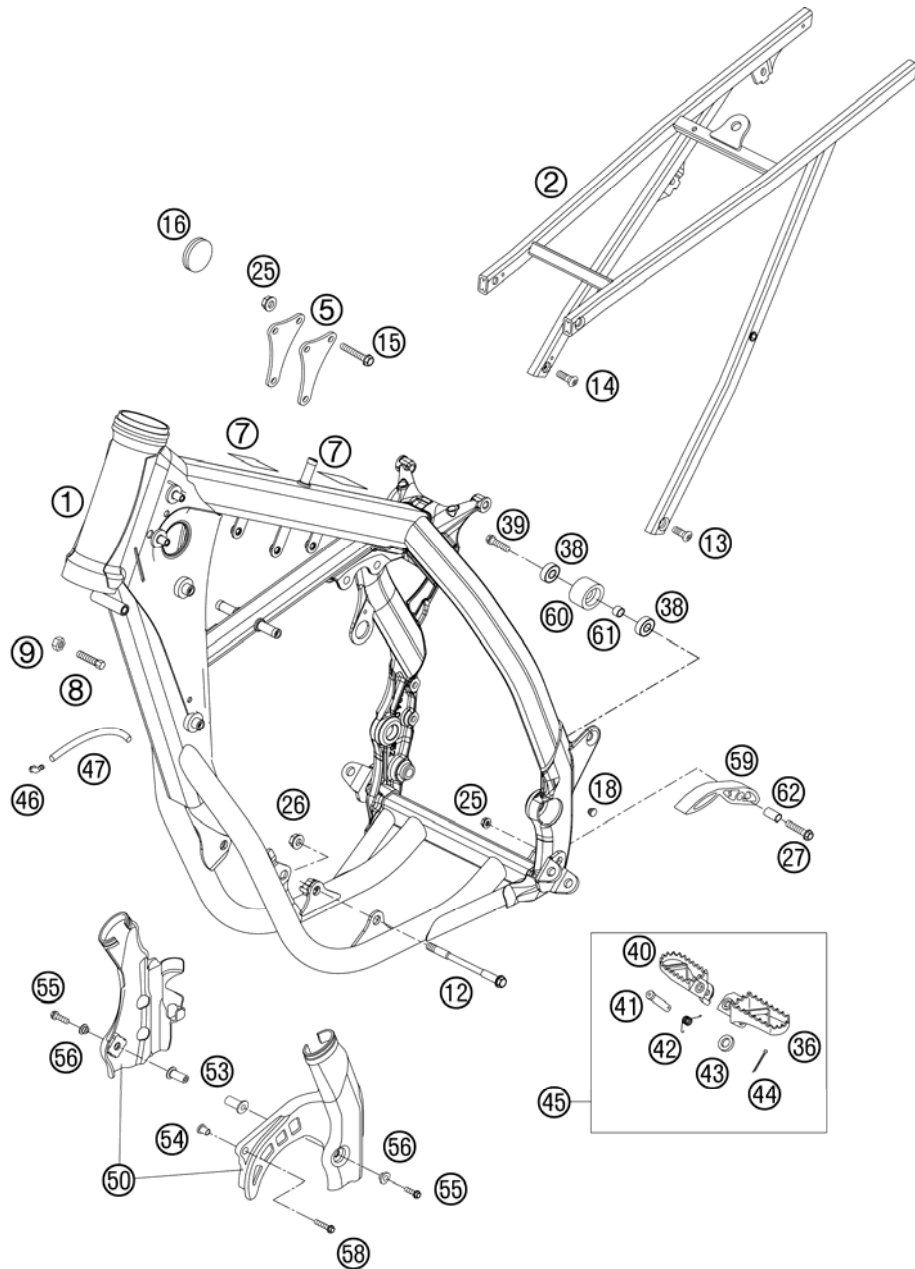


FIG	PART NUMBER	DESCRIPTION	QTY
1	7700300120030	FRAME EXC-F USA "DI07"	1
2	59403002344	SUB FRAME CPL. EXC+MXC "M5" 05	1
5	77003013000	REINFORCING B. R/S 250 SXF 05	2
7	50307012000	ADH. FOIL TRANSP. 80X80 MM 04	2
8	59001037000	SPECIAL SCREW M8X26 WS=10	2
9	0934080003	HEXAGON NUT DIN0934-M 8	2
12	54603013000	ENGINE BRAC.SCR. M10X105 WS=13	2
13	54610052000	SPROCKET SCREW-AH M8X20 WS=6	2
14	54510052100	SPROCKET SCREW-AH M8X26 WS=6	2
15	56530079000	COLLAR SCREW M8X42 WS=13 10.9	3
16	54606004000	PLUG 37MM	2
18	54403135000	PLASTIC CAP SFL10	1
25	54310086200	SELF LOCKING NUT M8 10.9	4
26	54310086100	SELF LOCKING NUT M10 CU WS=14	2
27	0015080353	HH COLLAR SCREW M 8X35 WS=10	1
36	59003040250	FOOT PED L/S SILVER 02	1
38	0625006087	GROOVED BALL BEAR. 608 2RS C3	2
39	0015080303	HH COLLAR SCREW M 8X30 WS=10	1
40	59003041250	FOOT PED R/S SILVER 02	1
41	54803044000	BOLT FOR FOOT PED 03	2
42	54603041000	FOOTREST SPRING L/S & R/S	2
43	0125100003	WASHER DIN0125-A10,5	2
44	0094032253	PIN DIN0094-3,2X25 STEEL	2
45*	5030314013390	FOOTREST L.+R. CPL. 03	1
46	50303089000	ANGEL PIECE '97	2
47	55007016001	PVC-HOSE 7X10 PER METER	x
50	54803094100	FRAME PROTECTION SET 05	1
53	54803092050	BLIND PLUG-IN NUT M5 WN 22A 03	2
54	59030060150	BUSHING F. SPROCKET COVER RAC.	1
55	0014050253	HH COLLAR SCREW M 5X25 WS=6	2
56	54803092060	BUSH F. FRAME PROTECTION 03	2
58	0015060353	HH COLLAR SCREW M 6X35 WS=8	1
59	51103053000	CHAIN SLIDING PIECE BELOW '97	1
60	50203053000	CHAIN ROLL D=30MM	1
61	74003021000	BUSHING 8.2 X 12 X 6	1
62	51103053051	BUSHING 8,2X10X20	1

077700306 / C077700306

* NEW PART

X AS REQUIRED

SWINGARM

250 XCF-W USA 2007

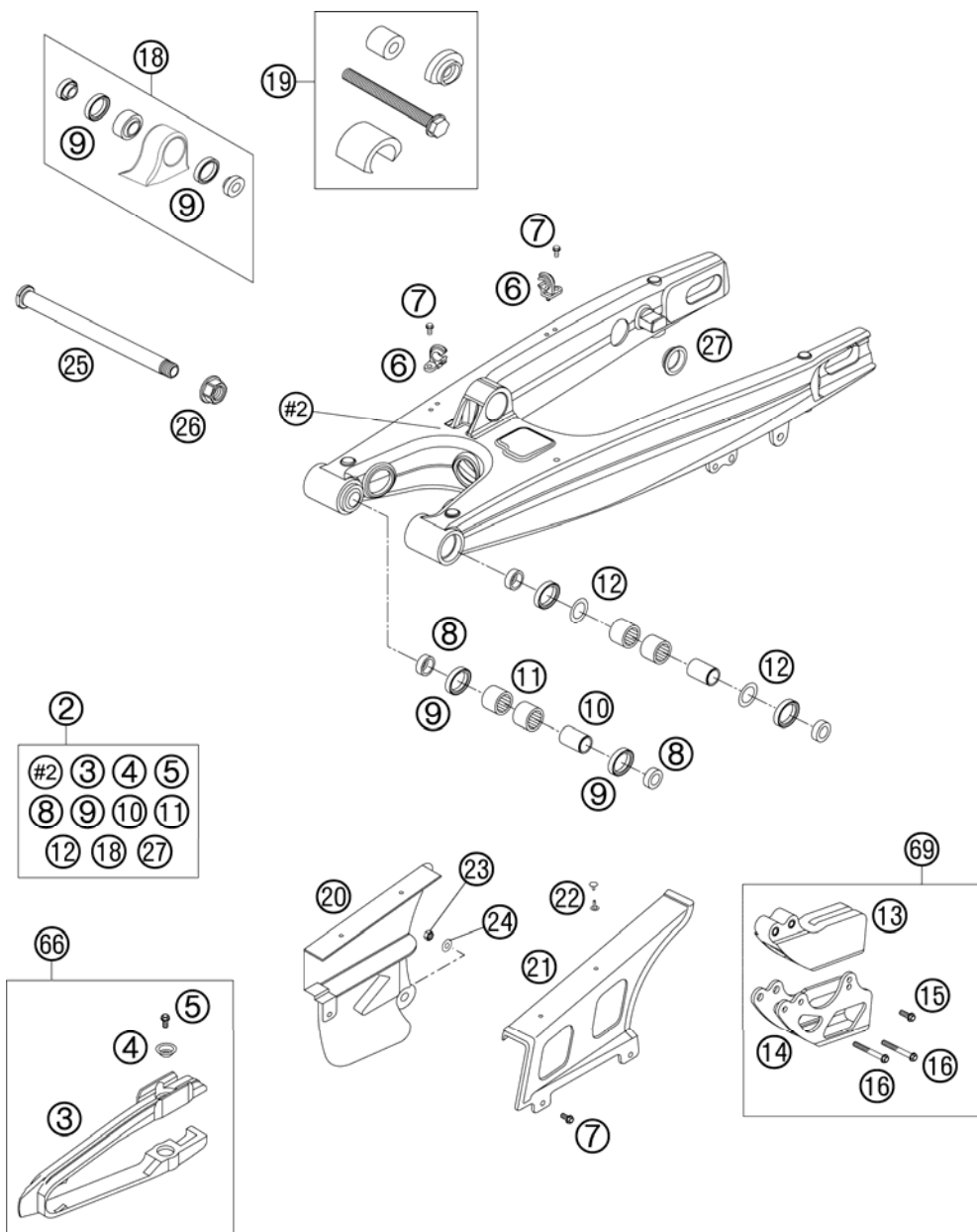


FIG	PART NUMBER	DESCRIPTION	QTY
2	54804230244	SWINGARM CPL. 2005	1
3	50304066100	CHAIN GUARD 05	1
4	72210079000	BUCKET	2
5	0015060103	HH COLLAR SCREW M 6X10 WS=8	2
6	54611076100	RETAIN.CLAMP FOR BRAKE HOSE'96	2
7	0009050103	SPECIAL SCREW M 5,0X10	x
8	54804034000	BUCKET F. SHAFT SEAL RING 03	4
9	0760253270	SHAFT SEAL RING 25X32X7	6
10	54804032000	BUSHING SLEEVE F. SWING ARM 03	2
11	58033097000	NEEDLE BEARING HK 2216	4
12	54603036000	STOP DISK 22,2X31,7X1	2
13	54607066100	CHAIN GUIDE REAR '94	1
14	54607070144	RETAINING PLATE CPL.	1
15	0015060163	HH COLLAR SCREW M 6X16 WS=8	1
16	0015060503	HH COLLAR SCREW M 6X50 WS=8	2
18	50304090044	PIVOT BEARING+BUSHES PDS '99	1
19	50329000044	TOOL BEARING MOUNTING PDS	1
20	50304060100	CHAIN GUARD SMALL EXC 2000	1
21	54607460000	CHAIN GUARD LARGE EGS	1
22	20012062055	HOLLOW RIVET TWO PARTS	2
23	0985060003	SELF LOCK. NUT DIN0985-M 6	1
24	0021060003	WASHER DIN9021-A 6,4	1
25*	77304037000	SWINGARM BOLT M16X1,5 07	1
26	54804038000	SELF LOCK.NUT M16X1,5 WS=19 03	1
27	58404041100	CLOSING COVER ROUND 03	5
66*	50304066110	CHAIN GUARD CPL. 05	x
69*	54607069000	CHAIN GUIDE REAR CPL.	x

075230400 / C075230400

* NEW PART

X AS REQUIRED

MONOSHOCK WP

250 XCF-W USA 2007

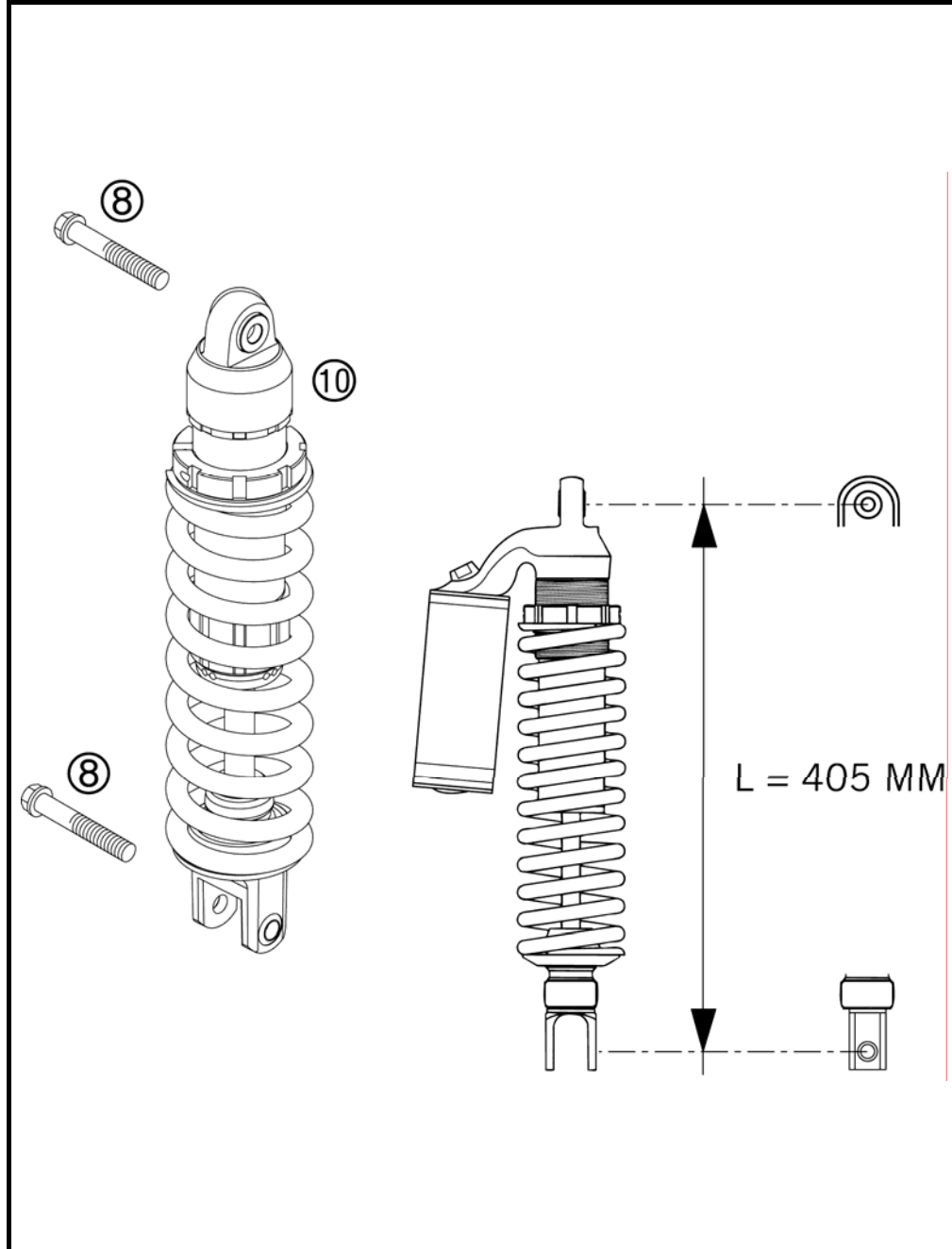


FIG	PART NUMBER	DESCRIPTION	QTY
8	0015120556S	HH COLLAR M12X55 WS=13 06	2
10*	12187C04	MONOSHOCK WP PDS 250/300EXC 07	1

05503040 / C075480401

* NEW PART

X AS REQUIRED

EXHAUST SILENCER

250 XCF-W USA 2007

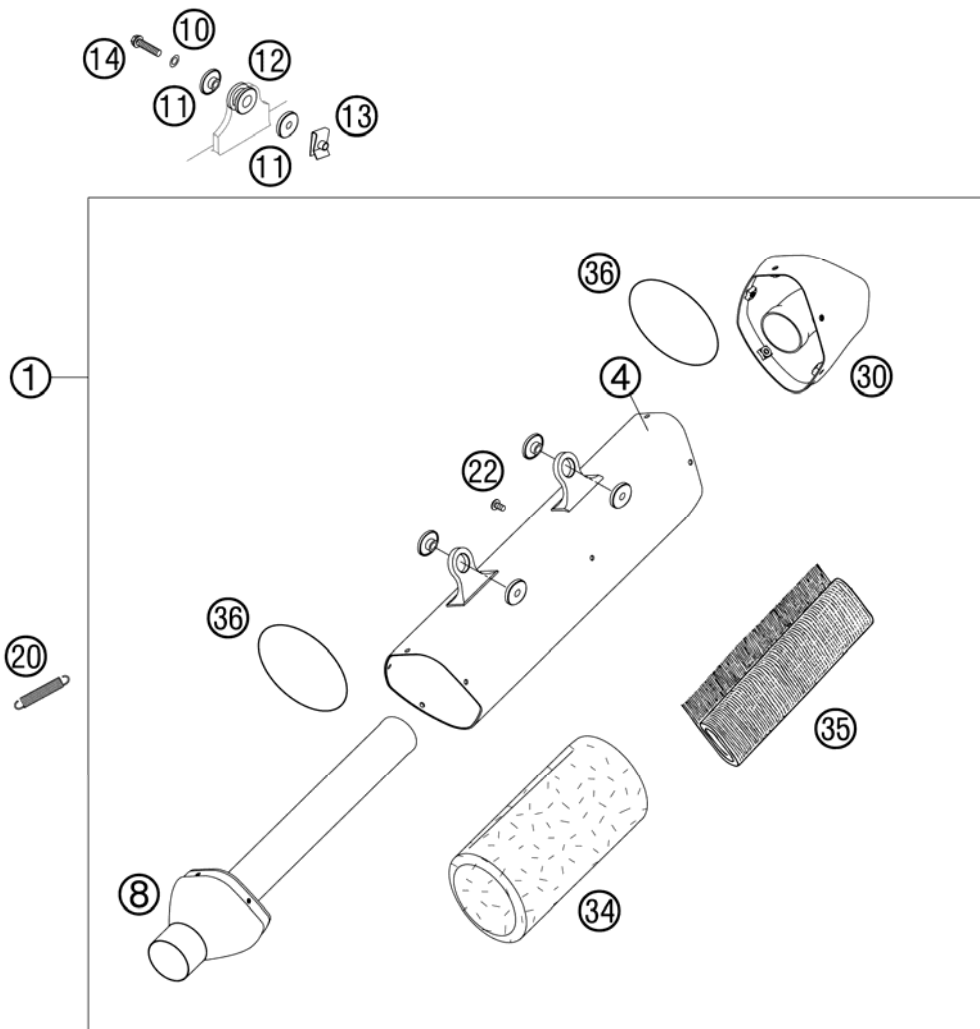


FIG	PART NUMBER	DESCRIPTION	QTY
1*	77005079100	EXHAUST SILENCER CPL.250SXF 07	1
4*	77005079150	SILENCER HOUSING 250 SX-F 07	1
8*	77005079109	SILENCER C. CPL. 250 SX-F 07	1
10	0137060003	SPRING WASHER DIN0137-B 6	2
11	54605069000	BUSHING 7,5X12X28X7,8 '96	4
12	54605068000	EXHAUST BRACKET RUBBER BLACK	2
13	54603048100	RANGE CHANGE METAL NUT M6	2
14	0015060303	HH COLLAR SCREW M 6X30 WS=8	2
20	50305016000	TEN.SPRING L=62MM EY.MOVEABLE	2
22*	58605083010	SCREW TORX M5X10 05	10
30*	77305079006	ENDCAP 07	1
34*	77005079020	STUFFING YARN 250SX-F 07	1
35*	54605068000	EXHAUST BRACKET RUBBER BLACK	1
36	0770740015	O-RING 74,00X1,50 FKM 75SH	2

077700501 / C077700501

* NEW PART

X AS REQUIRED

EXHAUST MANIFOLD

250 XCF-W USA 2007

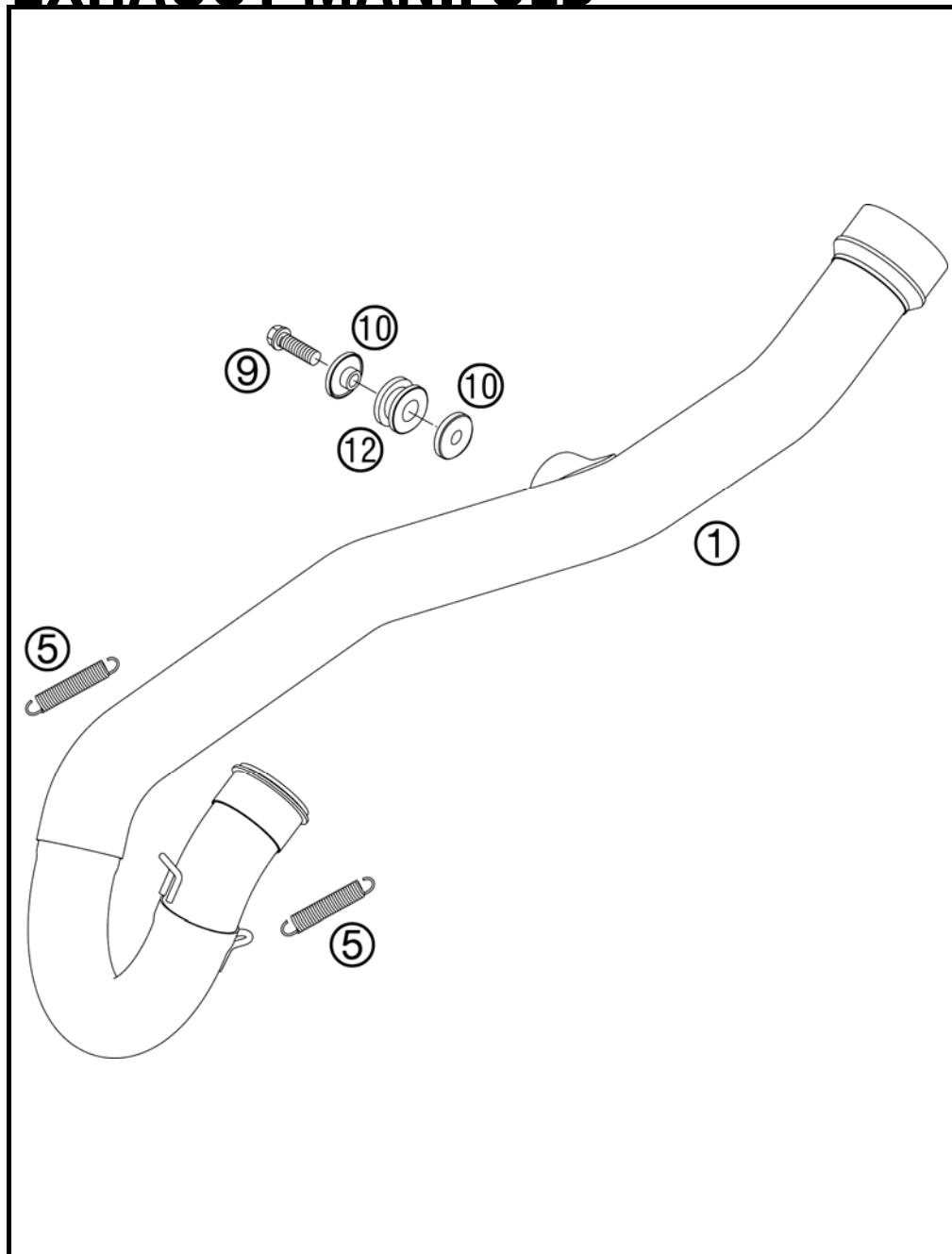


FIG	PART NUMBER	DESCRIPTION	QTY
1	77005007100	EXHAUST MANIFOLD 250 EXC-F 07	1
5	50305016000	TEN.SPRING L=62MM EY.MOVEABLE	2
9	0015080253	HH COLLAR SCREW M 8X25 WS=10	1
10	59405069000	BUSHING FOR EXHAUST SUPPORT 03	2
12	54605068000	EXHAUST BRACKET RUBBER BLACK	1

077700505 / C077700505

* NEW PART

X AS REQUIRED

AIR FILTER BOX

250 XCF-W USA 2007

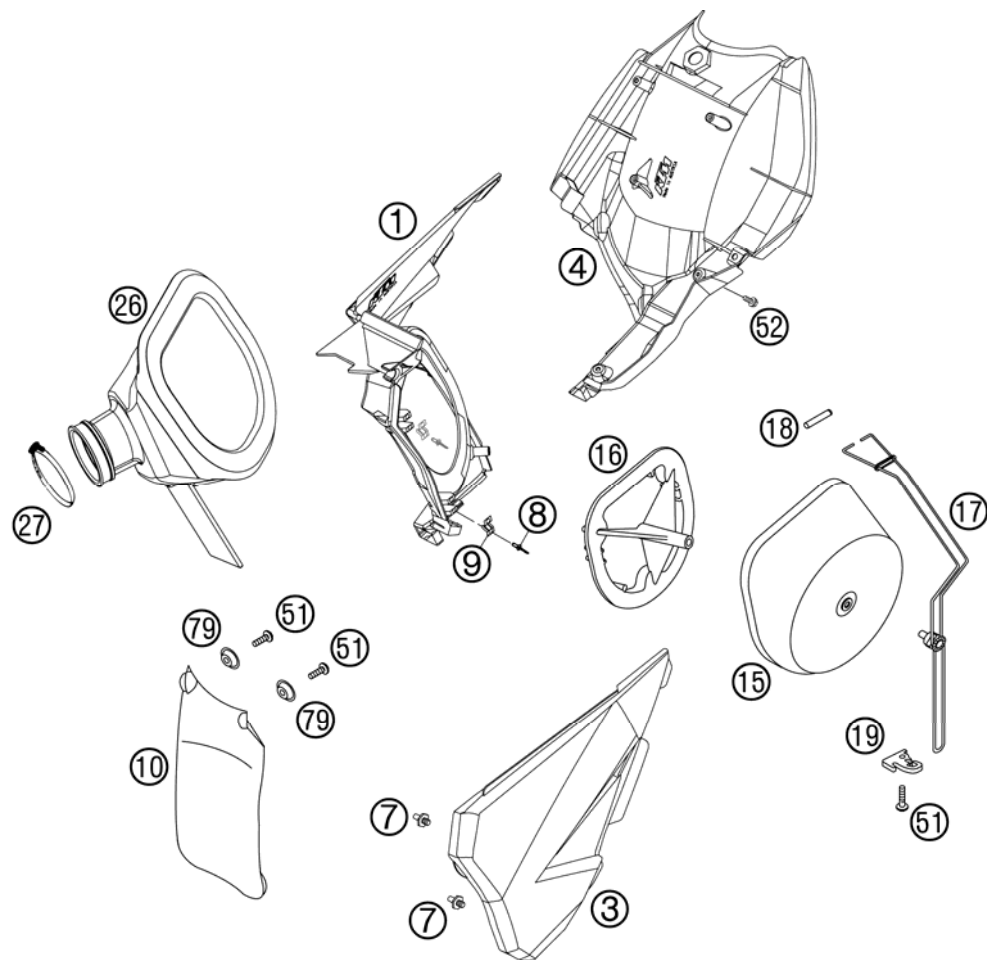


FIG	PART NUMBER	DESCRIPTION	QTY
1	54806001051	FILTER WALL 03	1
3	54806003000	FILTER BOX COVER 03	1
4	54806001052	REAR PART FILTER BOX 03	1
7	54806008051	QUICK RELEASE-NIPPLE 03	2
8	54806108052	BLIND RIVET 3,3X9,7 GROOVED 04	4
9	54806008050	QUICK RELEASE-SPRING HANGER	2
10	50306010000	FENDER FOR FILTER BOX '98	1
15	59006015000	AIR FILTER RACING 2001	1
16	59006016000	FILTER CARRIER RAC. 2001	1
17	50306017000	FILTER SUPPORT CPL.2-STROKE'98	1
18	50306018000	FILTER SUPPORT BUSH 125-380'98	1
19	50306019000	FASTEN. DEVICE FILTER SUPPORT	1
26	77006026000	CABURETOR CONNECTING 06	1
27	46005058000	HOSE CLAMP 40-60MM	1
51	0017060203	EJOT PT SCREW K6X20 WS=6	3
52	0009050103	SPECIAL SCREW M 5,0X10	1
79	72210079000	BUCKET	2

05770060 / C067700605

* NEW PART

X AS REQUIRED

TANK, SEAT, COVER

250 XCF-W USA 2007

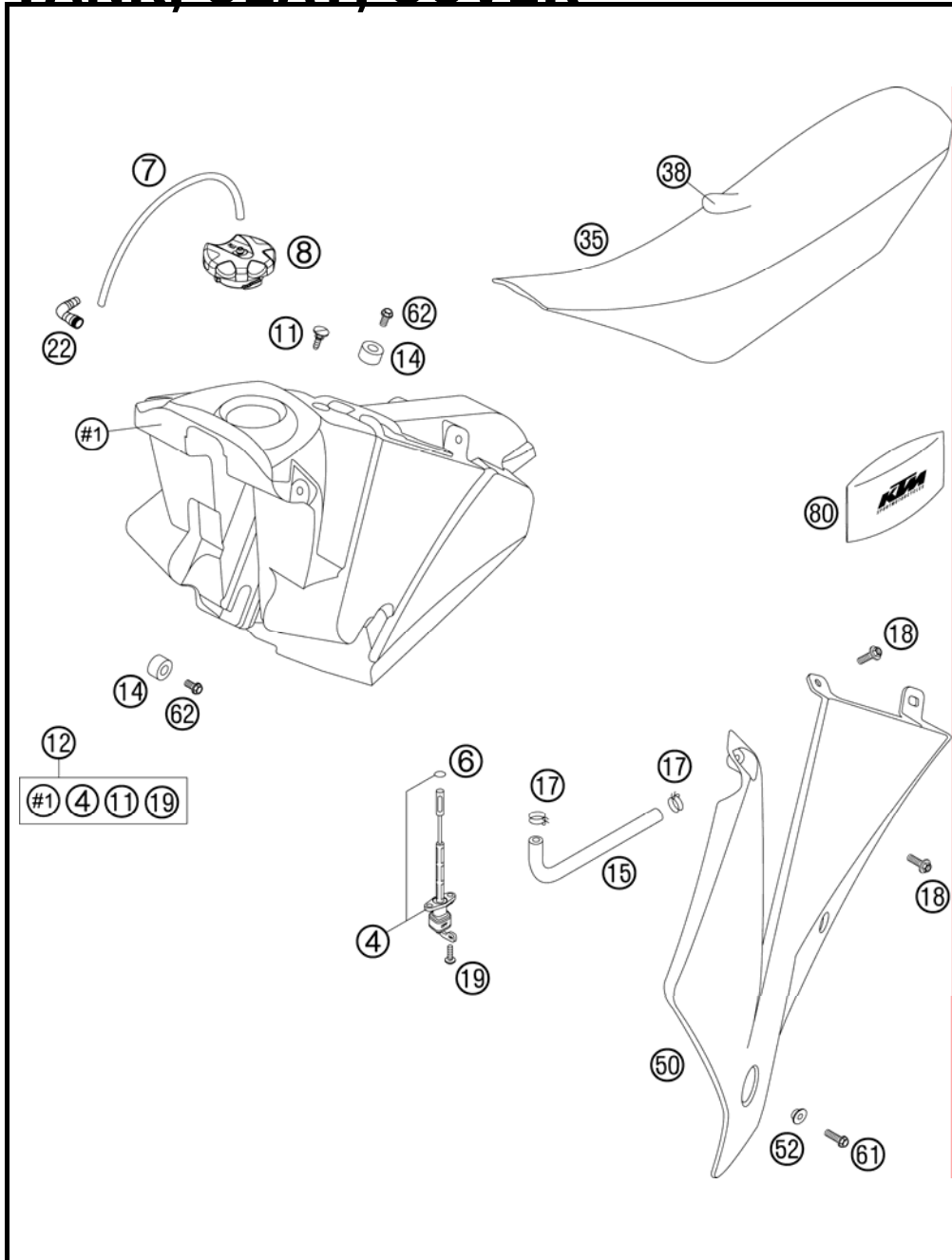


FIG	PART NUMBER	DESCRIPTION	QTY
4	54807004000	GAS COCK ON/OFF/RES 03	1
6	0770130023	O-RING 13,00X2,30	1
7	31007107001	PVC-HOSE 6X9 MM PER METER	x
8	77007008044	FILLER CAP CPL. 05	1
11	50307011000	SCREW SEAT FASTENING D=6X23/18	1
12*	7700711316644	FUEL TANK CPL. 7L EXC-F 06	1
14	50307014000	TANK ROLLER 12X26X12 '98	3
15	50307016000	FUEL PREFORMED HOSE SX 2001	1
17	58031005000	CLAMP YDNAC 10128 12MM	2
18	0017060204	EJOT PT SCREW K60X20 ALU WS=6	8
19	0017060203	EJOT PT SCREW K60X20 WS=6	2
22	51030022000	ANGLE PIECE 90 DEGREE M10X1	1
35	54807040400	SEAT BLACK WITHOUT KTM-LOGO 05	1
38	54807040450	SEAT COV.BLACK WITHOUT LOGO 05	1
50	5480805000004	SPOILER L/S ORANGE 05	1
50	5480805100004	SPOILER R/S ORANGE 05	1
52	50308052000	BUSH FOR SPOILER 6X11X16X5 MM	2
61	0015060203	HH COLLAR SCREW M 6X20 WS=8	4
62	0015060123	HH COLLAR SCREW M 6X12 WS=8	3
80*	77029099100	TOOL KIT 07	1

077700705 / C077700706

* NEW PART

X AS REQUIRED



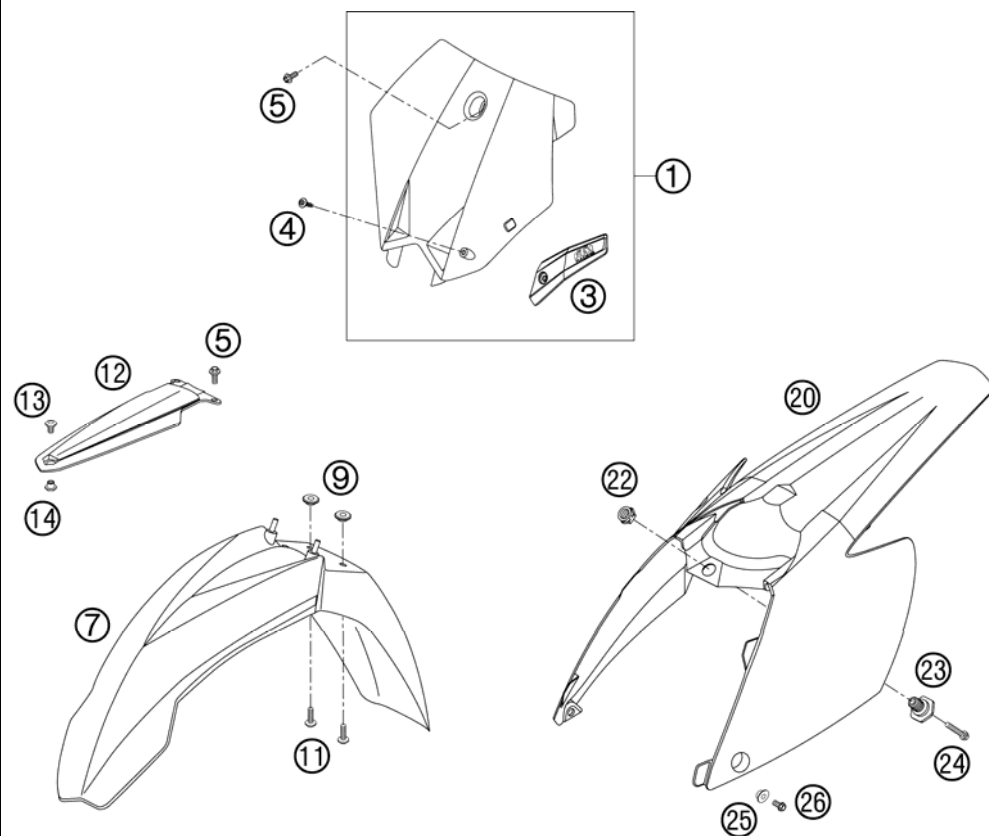



FIG	PART NUMBER	DESCRIPTION	QTY
1	5480800701004	NUMBER PLATE CPL. ORANGE 03	1
3	54808019000	BRAKE HOSE GUIDE BLACK 03	1
4	0017060204	EJOT PT SCREW K60X20 ALU WS=6	1
5	0014060153	HH COLLAR SCREW M 6X15 WS=8	3
7	5030801030004	FENDER FRONT WIDE ORANGE 03	1
9	54808020000	SPACER BUSHING 03	4
11	0014060203	HH COLLAR SCREW M 6X20 WS=8	4
12	50308009100	FENDER BRACE BLACK '99	1
13	50308009050	SCREW FEND.BRACE M8X9 WS=17	1
14	50308009051	NUT FENDER BRACE M8 WS=17	1
20	5480801300004	REAR PART SX ORANGE 03	1
22	50314057050	COLLAR NUT M12X1/WS17 H=5MM	1
23	54807048000	BUSHING FOR SEAT FASTENING 03	1
24	0015060253	HH COLLAR SCREW M 6X25 WS=8	1
25	50308052000	BUSH FOR SPOILER 6X11X16X5 MM	2
26	0015060163	HH COLLAR SCREW M 6X16 WS=8	4

065230802 / C065230802

* NEW PART

X AS REQUIRED

FIG	PART NUMBER	DESCRIPTION	QTY
1*	52308290200	SPOILER DECAL 2007	1
2*	77008091500	DISPLACEME. 250 XC-W F 06	1



①



②

077700807 / C077700807

* NEW PART

X AS REQUIRED

FRONT WHEEL

250 XCF-W USA 2007

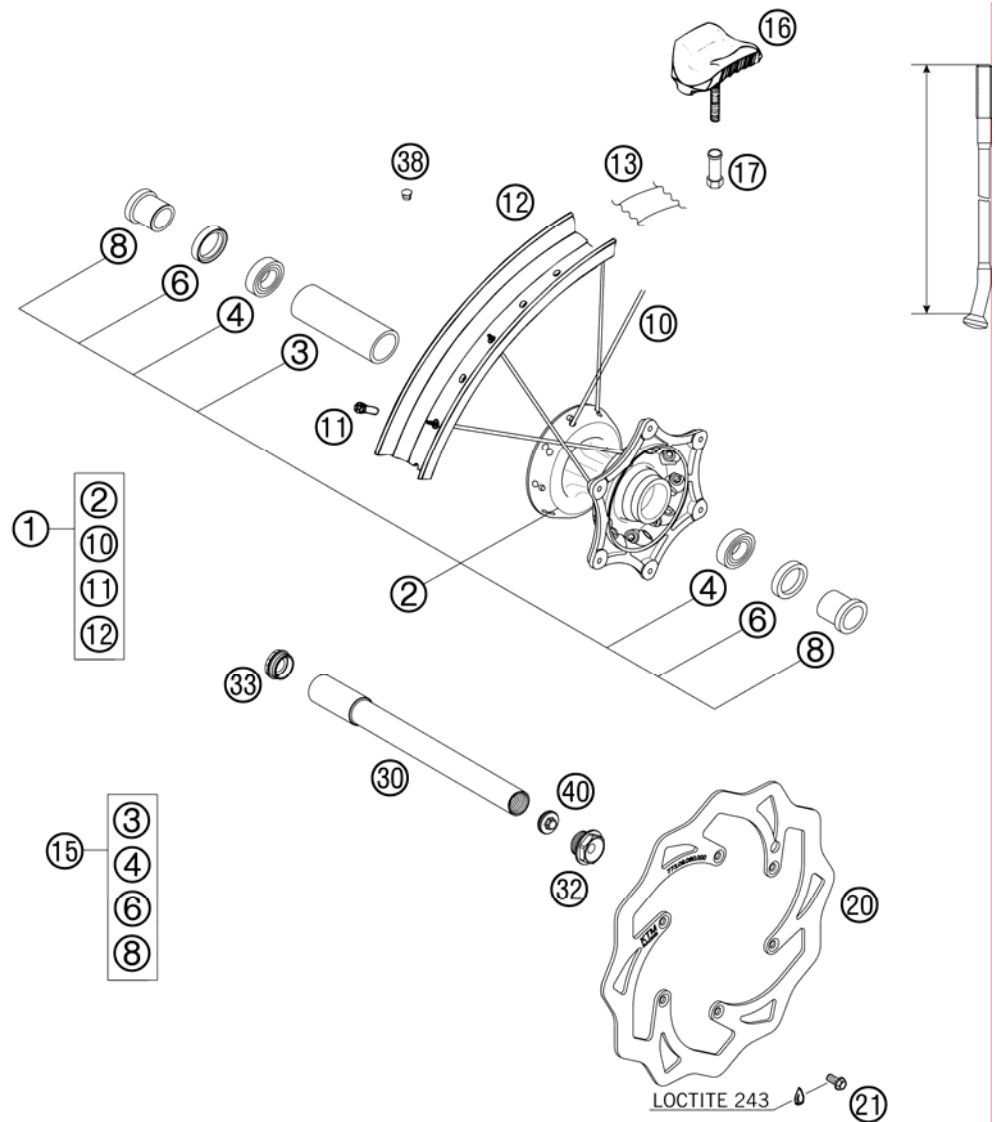


FIG	PART NUMBER	DESCRIPTION	QTY
1*	5480900184430	FRONTWHEEL CPL.1,6X21 EXCEL 07	1
2	5480901004491	FRONT HUB CPL. SX SILVER 03	1
3	54809011000	BEA.SPACERTUBE 35X2 L=79,4 03	1
4	0625069068	GR.BALL BEAR.6906 DDU2CG23S6NM	2
6	0760354771	SHAFT SEAL RING 35X47X7 TC	2
8	54809012000	SPACER BUSHING F. FR. WHEEL 03	2
10	50309072228	SPOKE M4,5X228-15G 21" DDE	36
11	50309072000	SPOKE NIPPLE M4,5X0,75 8X21	36
12*	5480907000030	FRONT RIM 1,6X21" EXCEL AL7	1
13	50309073000	RIM BAND 21"	1
15*	54809015000	FRONT WHEEL REP. KIT	x
16	51009100100	RIM LOCK VM1 (1,60")	1
17	50310090050	NUT FOR WHEEL HOLDER '96	1
20*	77309060000	BRAKE DISC FRONT 260	1
21	59009062013	SPECIAL SCREW M6X13 WS=8 10.9	6
30*	77309081000	WHEEL SPIN.FR. D=26 M24x1,5 07	1
32	54809082000	SPINDLE SCREW M24X1,5 WS=27 03	1
33	54809081050	PLUG BUSHING WS=27 03	1
38	55003135000	PLUG FOR RIM	x
40	54809081070	AUXILIARY SCREW FRONT 06	1

075230900 / C075230901

* NEW PART

X AS REQUIRED

REAR WHEEL

250 XCF-W USA 2007

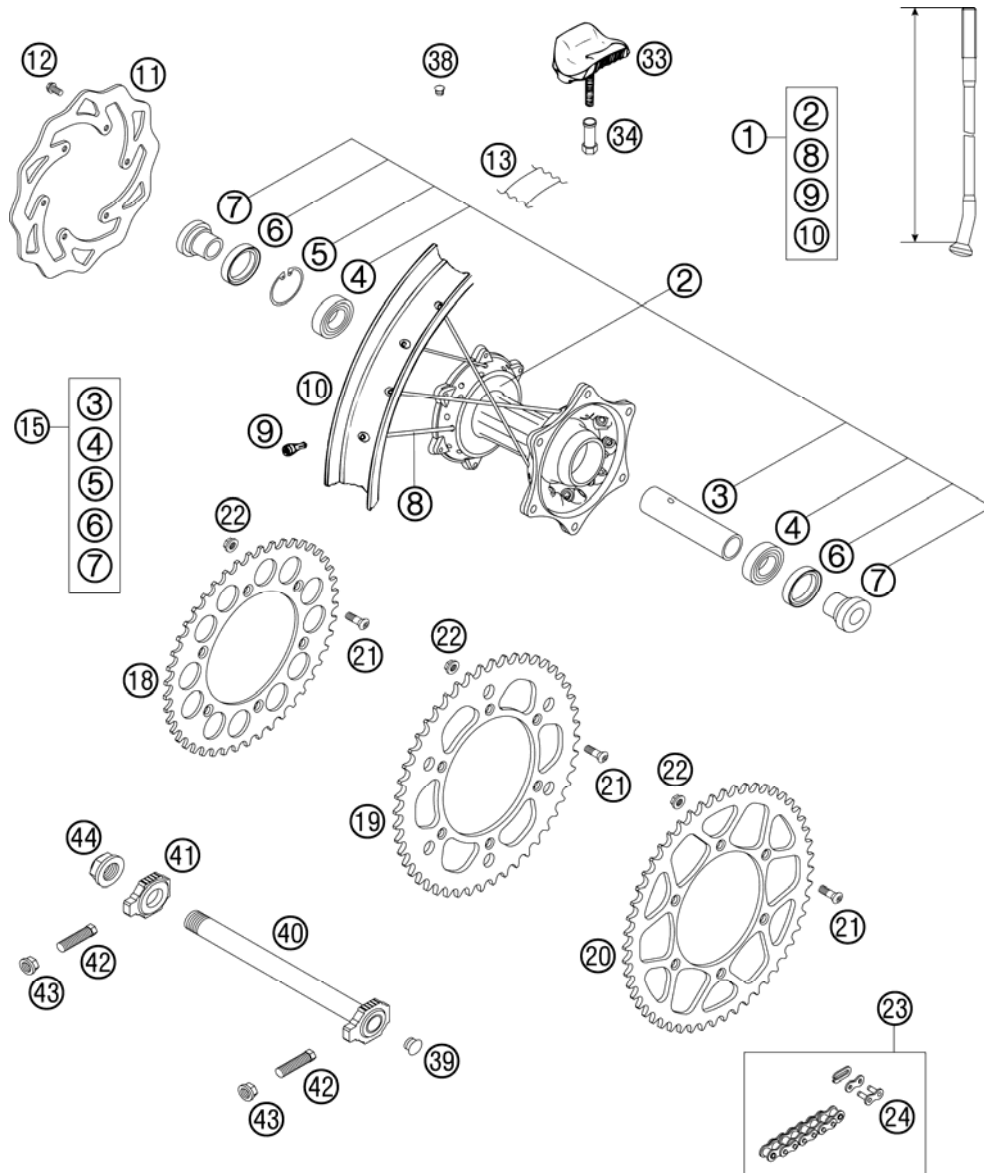


FIG	PART NUMBER	DESCRIPTION	QTY
1*	5481010104430	R. WHEEL CPL.2,15X18" EXCEL 07	1
2	5481001004491	REAR WHEEL HUB CPL. SX, EXC 03	1
3	59010011000	BUSHING SPACER TUBE 121,5MM 01	1
4	0625060058	GR.BALL BEAR.6005 DDU2CG23S6NM	2
5	0472047175	CIRCLIP DIN0472-47X1,75	1
6	0760324771	SHAFT SEAL RING 32X47X7 BSL	2
7	54610016000	BUSHING FOR HUB	2
8	50310072195	SPOKE M5X195-10G 18" DDE	36
9	58309072000	SPOKE NIPPLE M5-TA (8X21MM)	36
10*	5481007000030	REAR RIM 2,15X18" EXCEL AL7	1
11*	77310060000	BRAKE DISC REAR 220	1
12	59009062013	SPECIAL SCREW M6X13 WS=8 10.9	6
13	50310073200	RIM BAND 18" AND 19"	1
15*	54810015000	REAR WHEEL REP. KIT	x
18	58310051038	REAR SPROCKET 38-T	x
18	58310051042	REAR SPROCKET 42-T	x
18	58310151040	REAR SPROCKET 40-T	x
18	58310151045	REAR SPROCKET 45-T	x
19	58310151048	REAR SPROCKET 48-T	x
19	58310151049	REAR SPROCKET 49-T	x
20	58310151050	REAR SPROCKET 50-T	x
20	58310151051	REAR SPROCKET 51-T	x
20	58310151052	REAR SPROCKET 52-T	x
21	54510052100	SPROCKET SCREW-AH M8X26 WS=6	6
22	54310086200	SELF LOCKING NUT M8 10.9	6
23	50310800118	CHAIN Z-RING 118 ROLLS 05	1
24	50310366000	MASTER LINK FOR 50310800118	1
33	54010100100	RIM LOCK VM3 (2.15")	2
34	50310090050	NUT FOR WHEEL HOLDER '96	2
38	55003135000	PLUG FOR RIM	x
39	50210086000	COVERING CAP SFL16	x
40*	77310085044	WHEEL SPINDLE RE. CPL.265MM 07	1
41	50310084000	CHAIN TENSIONER R/S 2000	1
42	50304040100	SCREW M10X1,25X50 WS=10	2
43	58414030000	HH COLLAR NUT M10X1,25 WS=13	2
44	50310099000	HEXAGON NUT M20X1,5 '98	1

075231001 / C075231001

* NEW PART

X AS REQUIRED

WIRING HARNESS

250 XCF-W USA 2007

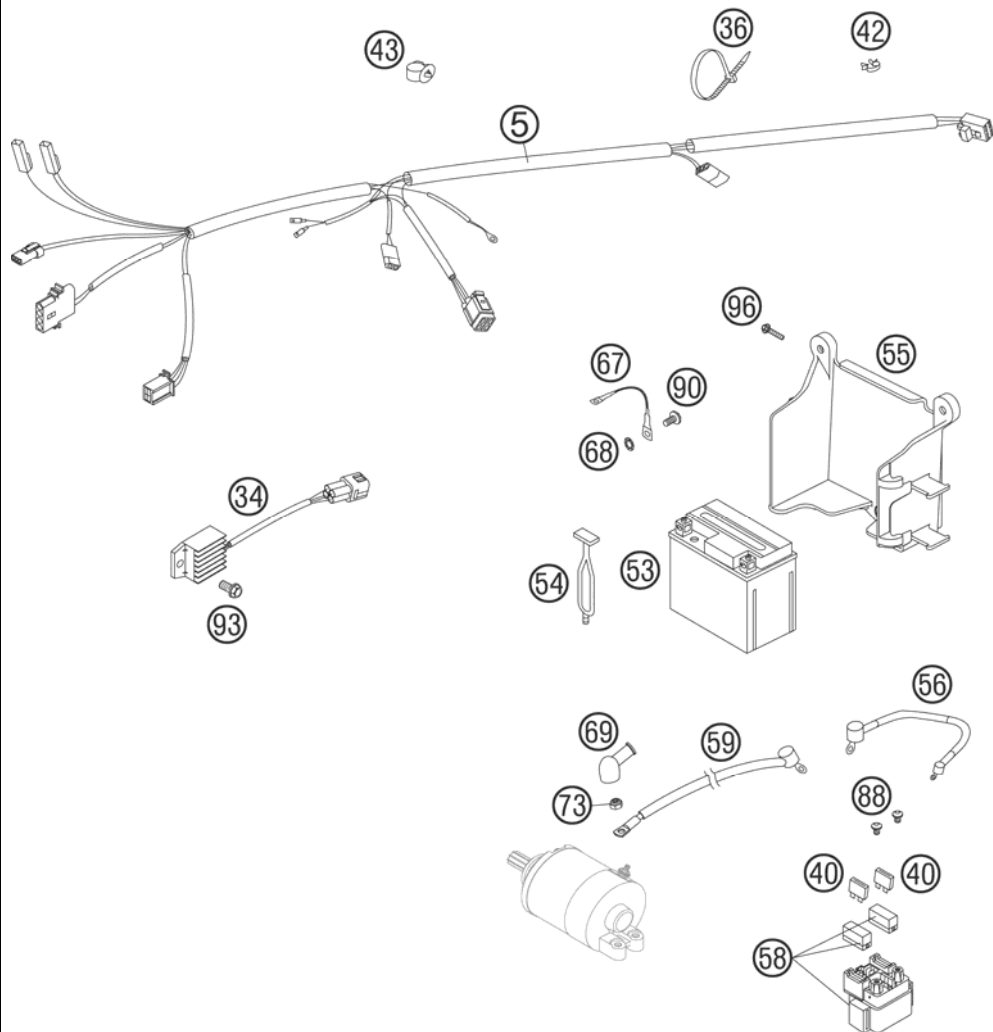


FIG	PART NUMBER	DESCRIPTION	QTY
5	59411075100	WIRING HARNESS RACING USA '05	1
34	80011034000	VOLTAGE REGULATOR '04	1
36	44011076200	CABLE TIE 200/3,6MM BLACK	x
36	44011076305	CABLE TIE 300/4,8MM BLACK	x
40	58011109110	FUSE 10 A '2000	2
42	57013072100	WIRING HOLDER 16MM	x
43	58111076000	CABLE SUPPORT KHS NR.150-47610	2
53	58511053000	BATTERY 12V 4(5)AH TX5L-BS	1
54	50303018000	RUBBER L=145MM	2
55	59011055100	BATTERY CARRIER PLAST.BLACK '05	1
56	58711086000	WIRING HARNESS BATTERY DUKE'99	1
58	58211058000	STARTER RELAY 12V '99	1
59	58411059100	STARTERCABLE 700 MM '97	1
67	58411097100	GROUND CABLE D=6MM L=140MM '97	1
68	58411098100	CONTACT WASHER M6 VSV-K6	1
69	58440099000	PROTECTION CAP F. STARTER ENG.	1
73	0985060003	SELF LOCK. NUT DIN0985-M 6	1
88	0902060083	AH OVAL SCREW ISO 7380 M 6X8	2
90	0014060103	HH COLLAR SCREW M 6X10 WS=8	1
93	0015060123	HH COLLAR SCREW M 6X12 WS=8	1
96	0017060203	EJOT PT SCREW K60X20 WS=6	3

065901101 / C065901101

* NEW PART

X AS REQUIRED

HAND BRAKE CYLINDER

250 XCF-W USA 2007

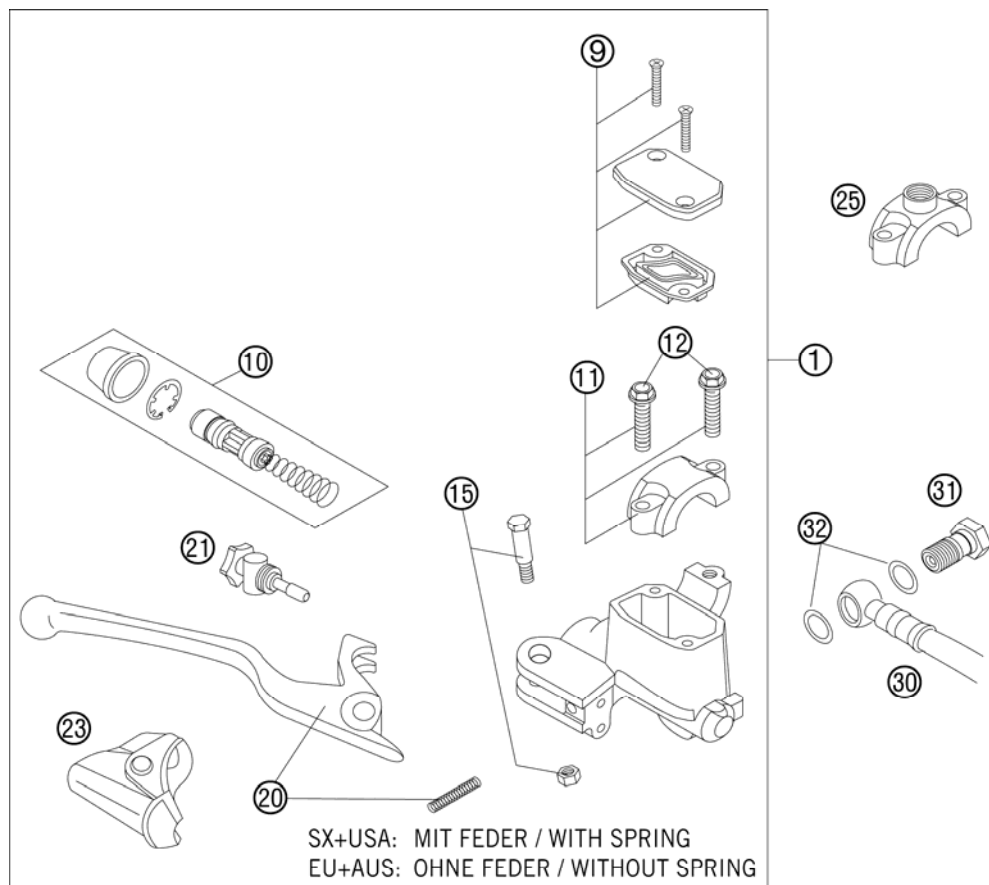


FIG	PART NUMBER	DESCRIPTION	QTY
1	54813001300	HAND BRAKE CYLINDER CPL.EXC 06	1
9	50313003000	HANDBRAKE CYL.COVER CPL.NATURE	1
10	54813008200	REP.SET PISTON D=10MM 2006	1
11	50313005000	CLAMP CPL. NATURE	1
12	0015060253	HH COLLAR SCREW M 6X25 WS=8	2
15	50313006100	LEVER SCREW CPL. 2001	1
20	54813002100	HAND BRAKE LEVER + SPRING 2006	1
21	54813007200	ADJUSTING SCREW CPL. EXC 2006	1
23	50313004000	PROTECTION CAP HAND BRAKE CYL.	1
25	58012040150	CLAMP FOR MIRROR '94	x
30	59013011000	BRAKEHO. FRONT 1300MM 2000	1
31	50213025000	HOLLOW SCREW M10X1X19	1
32	42013226000	CU-SEAL RING DIN7603-10X16X1	2
80	306054	BRAKE FLUID DOT 4.0	1

05503130 / C067701305

* NEW PART

X AS REQUIRED

BRAKE CALIPER FRONT

250 XCF-W USA 2007

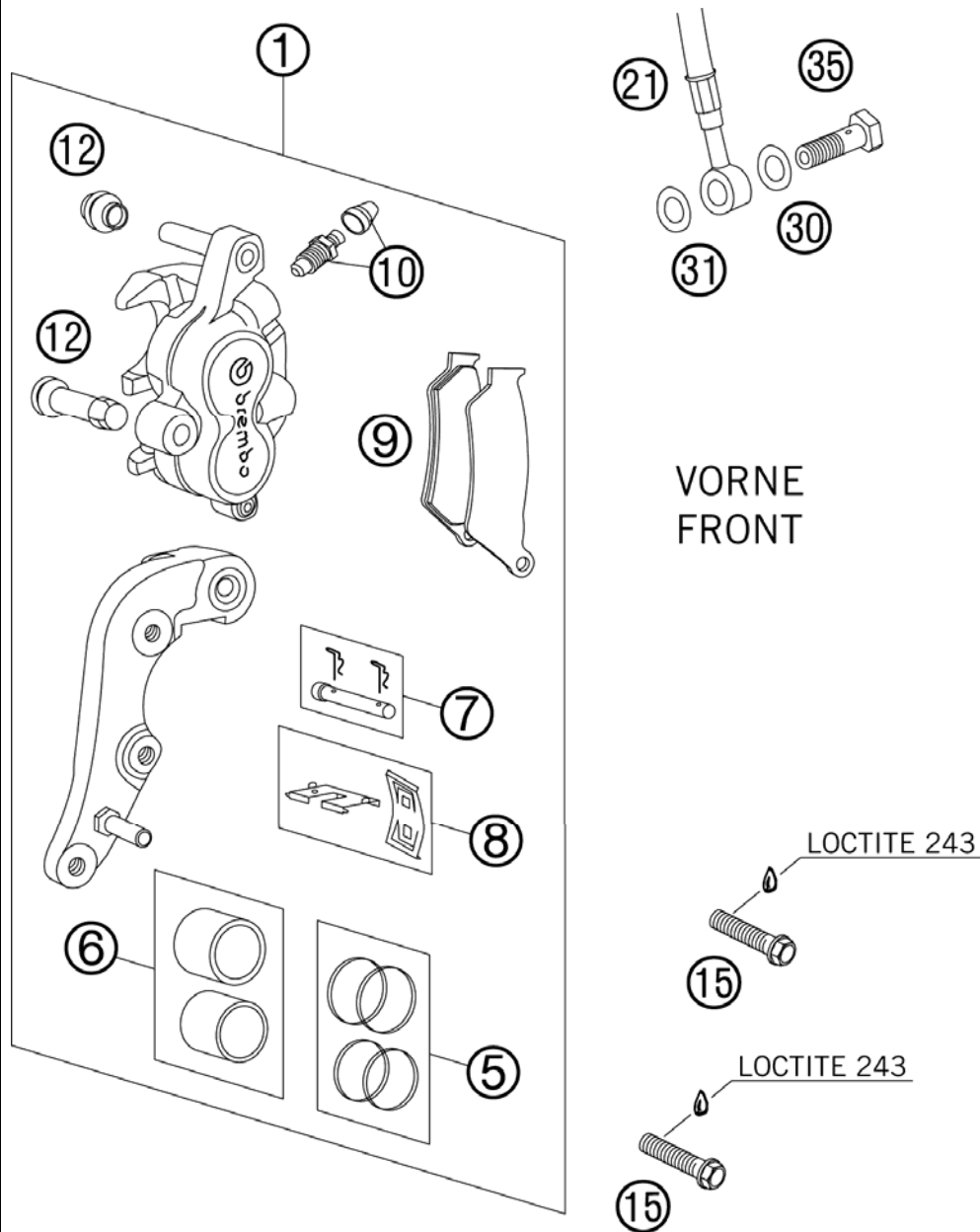


FIG	PART NUMBER	DESCRIPTION	QTY
1	59013015144	BRAKECALIPER FRONT BREMBO 2000	1
5	54613205000	REPAIR KIT 28MM	1
6	54613206000	REPAIR KIT PISTON 28MM	1
7	54613210100	BOLT CPL. 6X56	1
8	54613212000	RETAINING PLATE SET BREMBO	1
9	50313030100	BRAKEP.SET FR.TOSHIBATT2701HHB	1
10	60013020000	BLEEDER SCREW WITH CAP	1
12	54613218000	CUP SET SHORT	1
15	0015080353	HH COLLAR SCREW M 8X35 WS=10	2
21	59013011000	BRAKEHO. FRONT 1300MM 2000	1
30	42013226000	CU-SEAL RING DIN7603-10X16X1	2
31	42013026000	CU-SEAL RING DIN7603-10X16X1,5	2
35	50213025000	HOLLOW SCREW M10X1X19	1

065231306 / C067701306

* NEW PART

X AS REQUIRED

BRAKE CALIPER REAR

250 XCF-W USA 2007

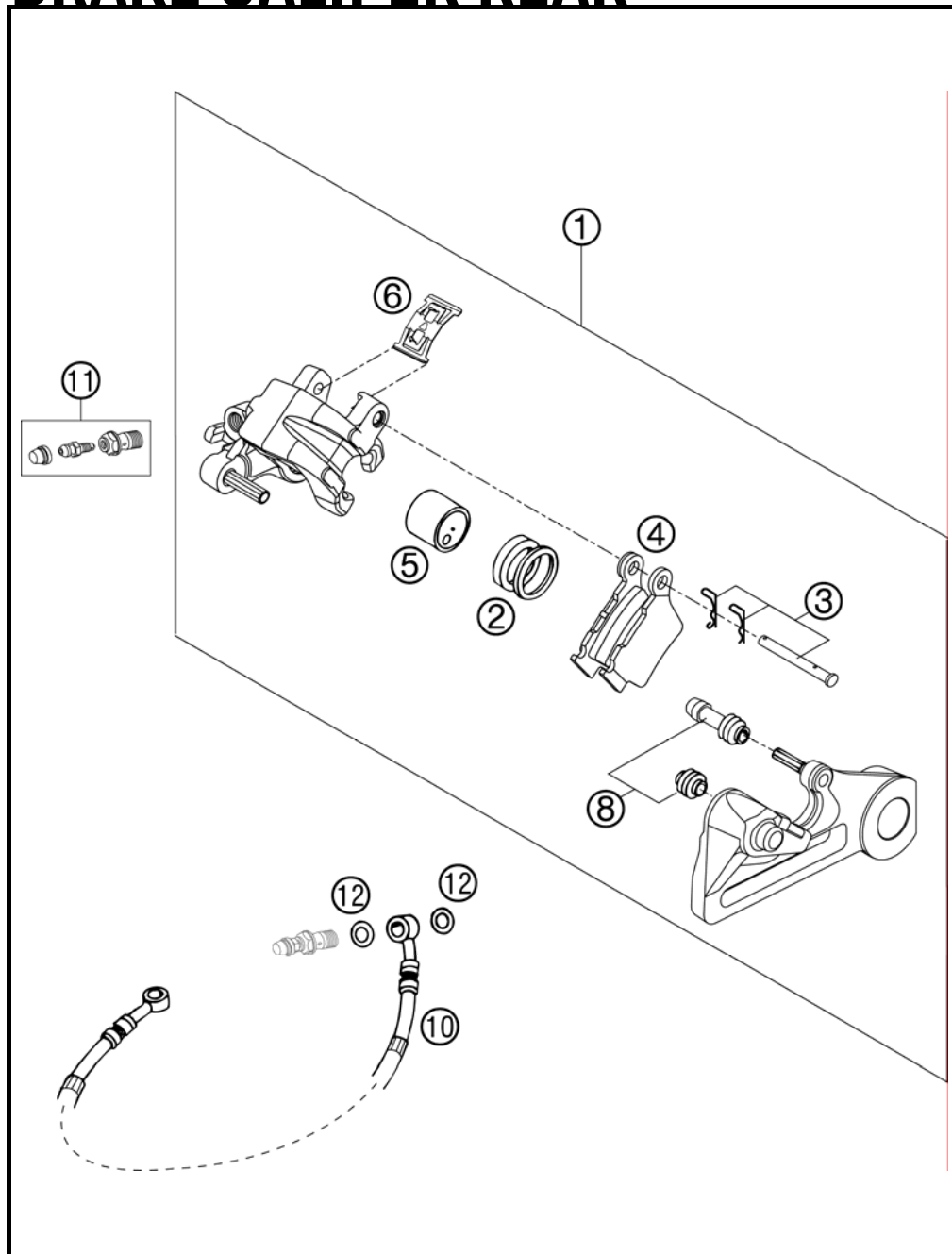


FIG	PART NUMBER	DESCRIPTION	QTY
1	54813080144	BRAKE CALIPER REAR CPL. 2005	1
2	50313081200	REPAIR KIT SEALING RINGS 26MM	1
3	54813082000	BOLT SET FOR BRAKE CALIPER 03	1
4	54813090300	BRAKE PAD SET REAR TOYO	1
5	54813083000	BRAKE PISTON 26MM 2003	1
6	54813018000	RETAINING SPRING SET 2003	1
8	54613218000	CUP SET SHORT	1
10	54813070000	BRAKE HOSE REAR 655MM 03	1
11	54813020000	BLEEDER HOLLOW SCREW M10X1	1
12	42013226000	CU-SEAL RING DIN7603-10X16X1	2

03590136 / C067701308

* NEW PART

X AS REQUIRED

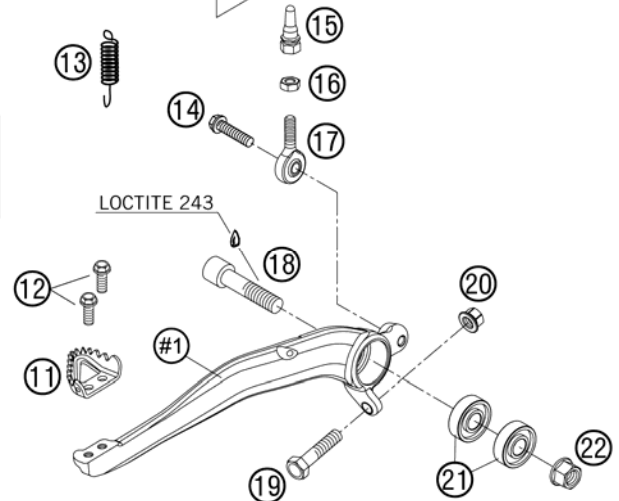
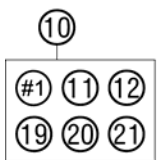
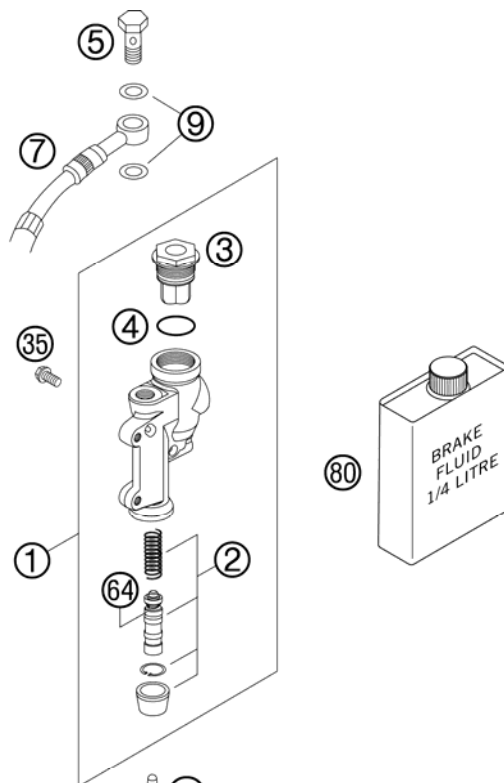


FIG	PART NUMBER	DESCRIPTION	QTY
1	54813060100	REAR BRAKE CYLINDER CPL. 2004	1
2	54813061200	REPAIR KIT PISTON 13MM 06	1
3	54813062100	REAR BRAKE CYL. COVER CPL. 04	1
4	54813063000	FOOT-BRAKE CYL. GASKET SX 03	1
5	54813020100	HOLLOW SCREW BLACK M10X1X19	1
7	54813070000	BRAKE HOSE REAR 655MM 03	1
9	42013226000	CU-SEAL RING DIN7603-10X16X1	2
10	54813050044	FOOT BRAKE LEVER CPL. 03	1
11	54813051000	STEP PLATE FOR BRAKE LEVER	1
12	0015050123	HH COLLAR SCREW M 5X12 WS=8	2
13	54603062000	RETURN SPRING FOR BRAKE LEVER	1
14	0015060203	HH COLLAR SCREW M 6X20 WS=8	1
15	54813056000	PUSH ROD L=28MM 03	1
16	0934060003	HEXAGON NUT DIN0934-M 6	1
17	54813055000	SWIVEL HEAD KA6 03	1
18	0912100406	AH SCREW DIN6912 M10X40 10.9	1
19	59001037000	SPECIAL SCREW M8X26 WS=10	1
20	46030045000	COLLAR NUT M8 WS=10	1
21	0625060002	BALL BEARING SKF 6000-2RS1	2
22	54630044000	COLLAR NUT M10 WS=13	1
35	0015060123	HH COLLAR SCREW M 6X12 WS=8	2
64	54813064200	BELLOWS FOR REPAIR KIT 06	1
80	306054	BRAKE FLUID DOT 4.0	1

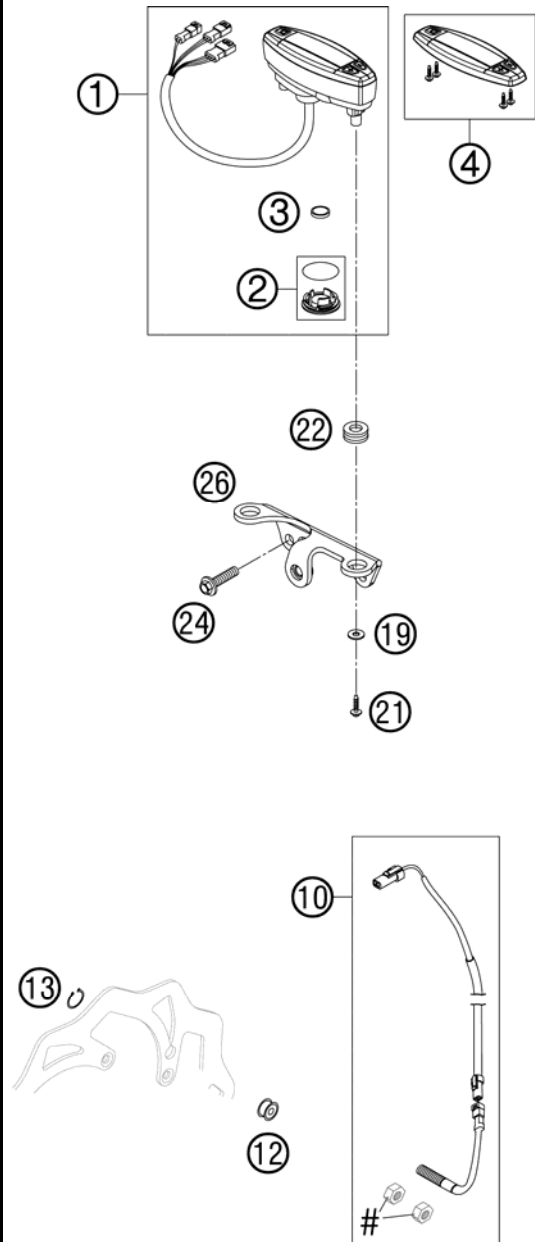
065231301 / C075231301

* NEW PART

X AS REQUIRED

SPEEDOMETER

250 XCF-W USA 2007



ACHTUNG !!!
EINBAU OHNE MUTTERN!
CAUTION !!!
WITHOUT NUT FITTING!

FIG	PART NUMBER	DESCRIPTION	QTY
1*	54814069400	SPEEDOMETER KM/H F. 21" 07 REPROGRAMMABLE: KM/H - MPH	1
2	54814069010	BATTERY COVER F. SPEEDOM. 2005	1
3	58314068000	BATTERY F. SPEEDOM. M.A.E. 02	1
4	54814069020	SPEEDOMETER TOP PART 05	1
10	54814068100	CABLE FOR DIGITAL SPEEDOM. 06	1
11	55011022100	CLAMP D=6/8MM, BLACK	3
12	54814069050	MAGNET FOR DIGITAL SPEEDOM. 03	1
13	0471009104	CIRCLIP DIN0471- 9X1 INOX	1
19	0021050003	WASHER DIN9021-A 5,3	2
21	0016050121	SCREW FOR PLASTIC 50X12	2
22	58214069051	RUBBER GROMMET 16X10,8X3 02	2
24	0014060253	HH COLLAR SCREW M 6X25 WS=8	2
26	52314060000	SPEEDOMETER BRACKET 06	1
42*	54813026000	CABLE SUPPORT 10/6MM 06	2

075231403 / C075231403

* NEW PART

X AS REQUIRED



FIG	PART NUMBER	DESCRIPTION	QTY
0	312305	DOCUMENTS BAG 2006	1
0	312313	KTM BALLPOINT ORANGE	1
0	3210039	CUSTOMER WELCOME LETTER	1
0	3211145	OWNERS MANUAL 250-525 RAC. 07	1
0	3CF8175G9EN	SPC CHASSIS 250 XCF-W USA 2007	1
0	3CM089311GEN	SPC ENGINE 250 EXC-F 2007	1

070002000 / C077702003

* NEW PART

X AS REQUIRED

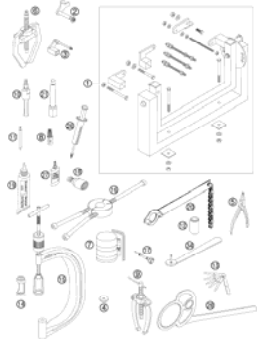
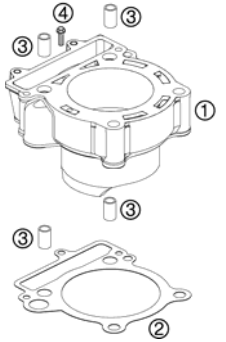
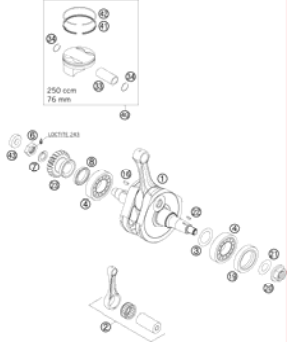
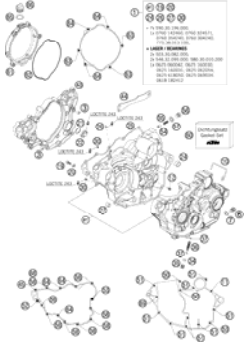

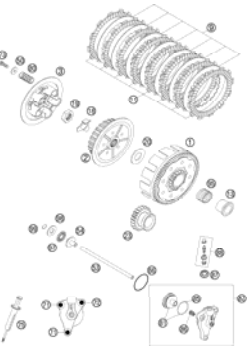

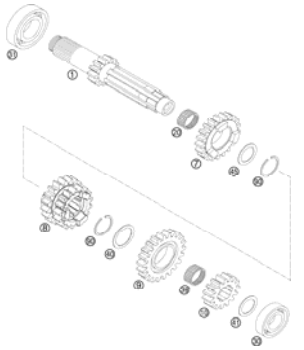
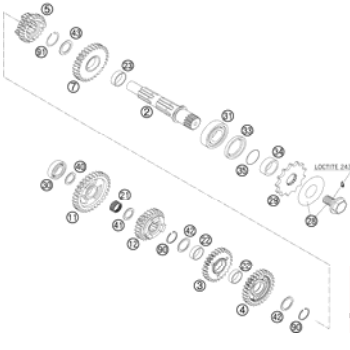
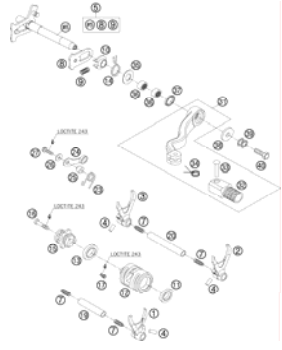
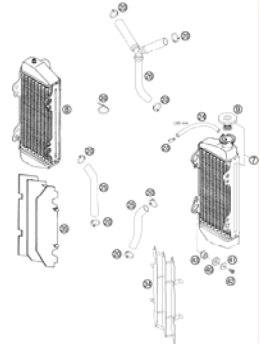
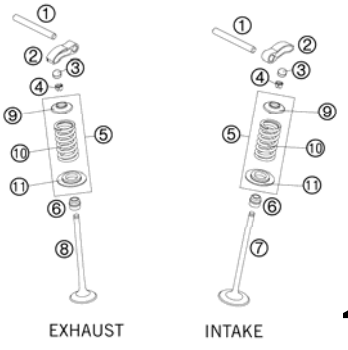
250 EXC-F 2007

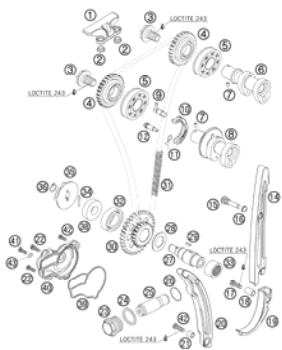
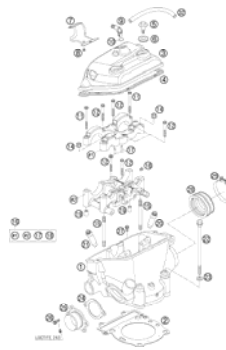
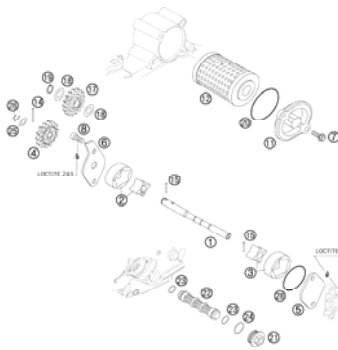
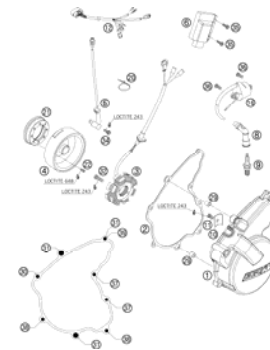
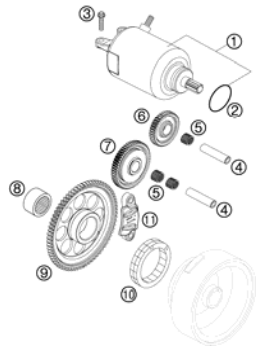
SPARE PARTS MANUAL: ENGINE

ART.NO.: 3CM089311GEN

ENGLISH



SPECIAL TOOLS  3	CYLINDER  4	CRANKSHAFT, PISTON  5	ENGINE CASE  6
CARBURETOR  8	CLUTCH  10	KICKSTARTER  11	TRANSMISSION I  12
TRANSMISSION II  13	SHIFTING MECHANISM  14	COOLING SYSTEM  15	VALVE DRIVE  EXHAUST INTAKE 16

<p>TIMING VALVE</p>  <p>17</p>	<p>CYLINDER HEAD</p>  <p>19</p>	<p>LUBRICATING SYSTEM</p>  <p>20</p>	<p>IGNITION SYSTEM</p>  <p>21</p>
<p>ELECTRIC STARTER</p>  <p>22</p>	<div style="display: flex; align-items: center;"> <div style="background-color: #cccccc; width: 60px; height: 100px; display: flex; align-items: center; justify-content: center; margin-right: 20px;"> ! </div> <div> <p>All information contained is without obligation. KTM-Sportmotorcycle AG particularly reserves the right to modify any equipment, technical specifications, prices, colors, shapes, materials, services, service work, constructions, equipment and the like so as to adapt them to local conditions or to cancel any of the above items, all without previous announcement and without giving reasons. KTM may stop manufacturing certain models without previous notice. KTM shall not be held liable for any deviations of availability and/or ability to deliver, illustrations, descriptions, printing and/or other errors. The illustrated models partly contain extra equipment, which is not applied to standard models. © 2004 by KTM-SPORTMOTORCYCLE AG, Mattighofen AUSTRIA; All rights reserved; Reprint, also in extracts, with written allowance of KTM-SPORTMOTORCYCLE AG, Mattighofen only.</p> </div> </div>		

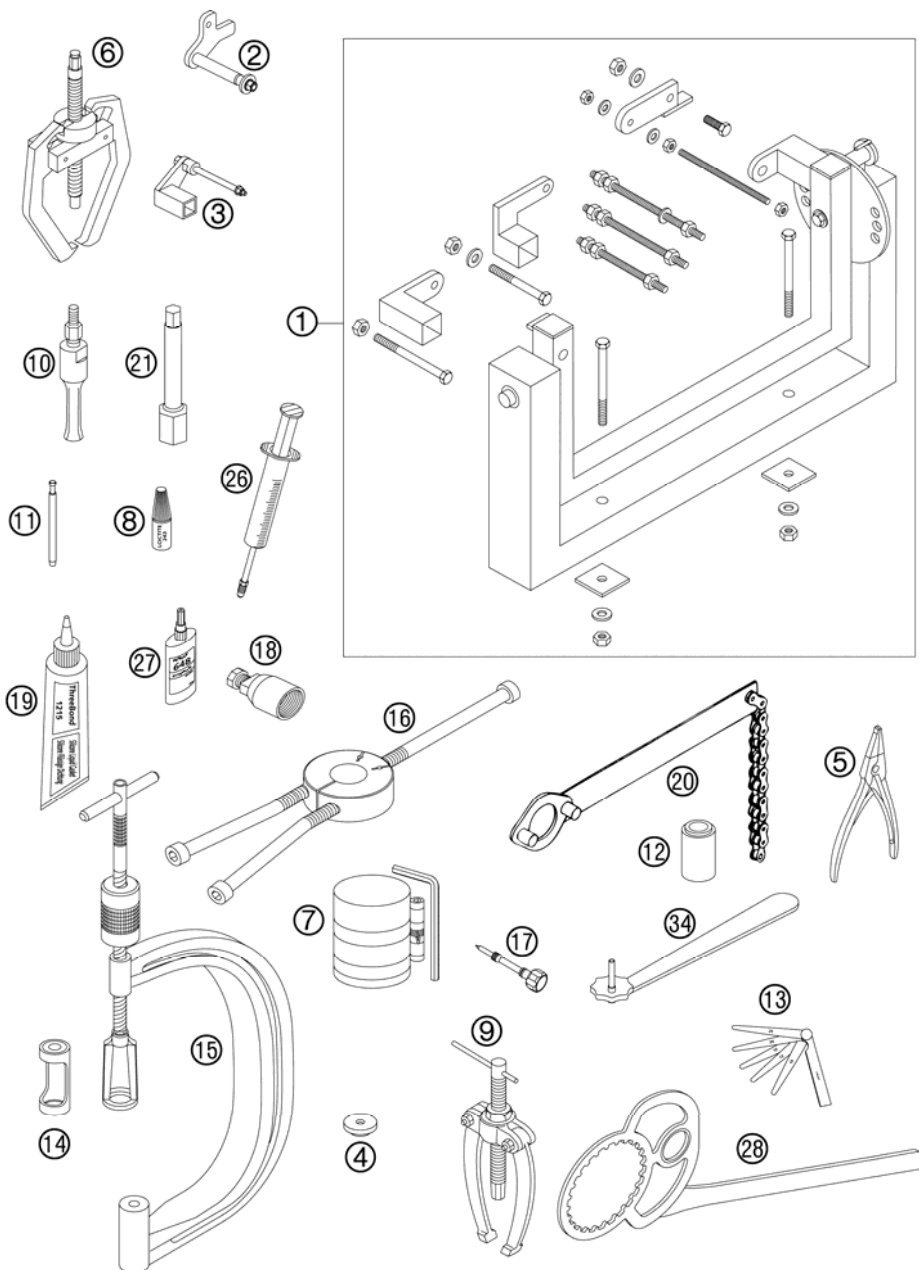


FIG	PART NUMBER	DESCRIPTION	QTY
1	56012001000	UNIVERSAL MOUNTING RACK '96	1
2	77029002000	FIXING ARM FRONT	1
3	77029003000	FIXING ARM REAR	1
4	77029035000	PROTECTION CAP FOR CAMSHAFT	1
5	51012011000	SPECIAL CIRCLIP PLIER	1
6	59029033000	EXTRACTOR FOR TIMING GEAR	1
7	60029015000	PISTON RING COMPRESSOR CPL. 03	1
8	6899785	LOCTITE 243 BLUE 6CCM	1
9	15112017000	BUSHING EXTRACTOR	1
10	15112018000	INTERN.BEAR.PULLER 12-16 MM	1
10	15112018100	INTERN.BEAR.PULLER 18-23 MM	1
10	15112018200	INTERN.BEAR.PULLER 5-7 MM	1
11	77029026000	LIMIT PLUG GAUGE F.VALVE GUIDE	1
12	60029043040	SEAL.RING PRESS PUNCH WAT.PUMP	1
13	59029041000	FEEL. GAUGE SET 10,12,15,20,25	1
14	77029041000	INSERT FOR VALVE SPRING LEVER	1
15	59029019000	VALVE SPRING LEVER	1
16	58429037037	MOUNTING TOOL INNER RING NJ206	1
17	59031017200	MIXT. CONTROL SCREW FACTORY 04	1
18	58012009000	FLYWHEEL EXTRACTOR	1
19	309098	SILICON GASKET THREE-BOND	1
20	51012012000	HOLDING SPANNER FOR SPROCKET	1
21	60029073000	SPARK PLUG WRENCH 16MM 1/2INCH	1
26	50329050000	VENT INJEKTION HYDR. CLUTCH	1
27	58429059000	LOCTITE 648 GREEN 24ML	1
28	50329003000	HOLD. PLATE CLUTCH 125/200 '98	1
34	59029034000	WRENCH F.MIXTURE CONTROL SCREW	1

057702901 / C057702901

* NEW PART

X AS REQUIRED

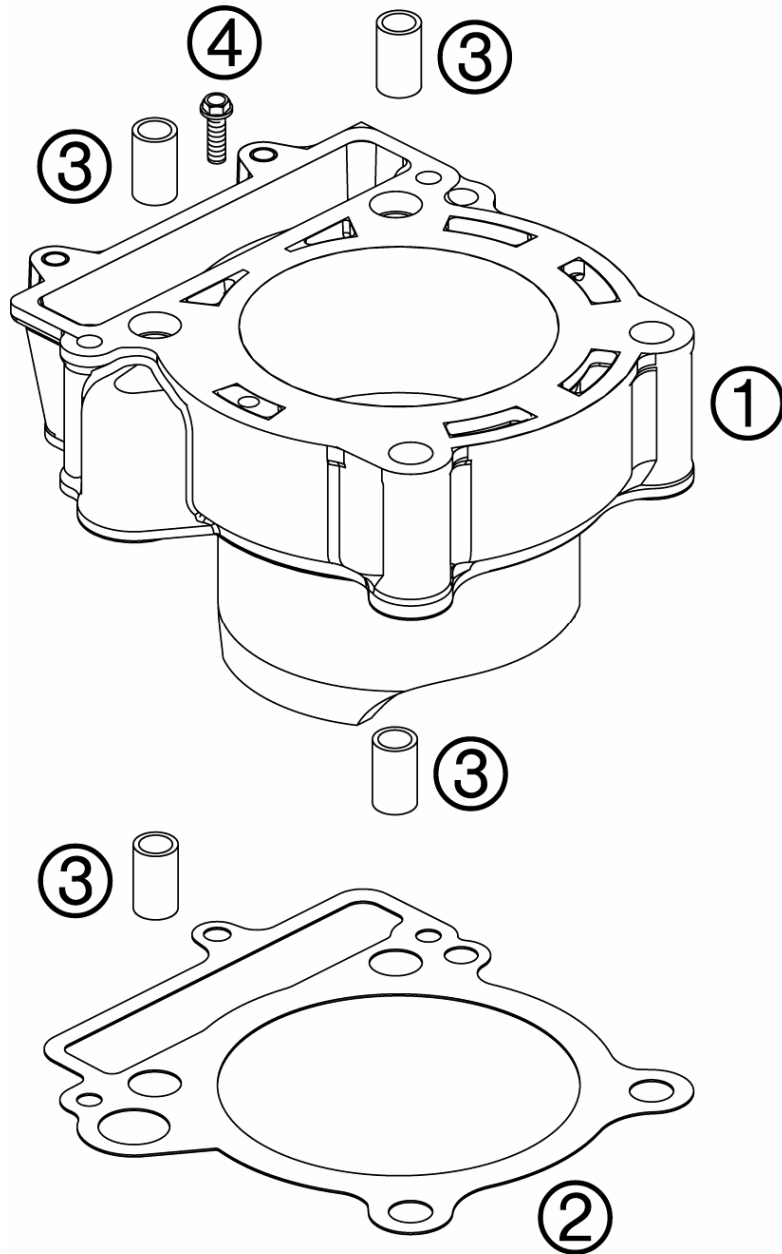


FIG	PART NUMBER	DESCRIPTION	QTY
1	77030005000	CYLINDER 2005	1
2	77030035000	CYLINDER BASE GASKET 05	1
3	58530014000	DOWEL 10,2X12,5X10 2001	4
4	0015060253	HH COLLAR SCREW M 6X25 WS=8	1

05770302 / C057703005

* NEW PART

X AS REQUIRED

CRANKSHAFT, PISTON

250 EXC-F 2007

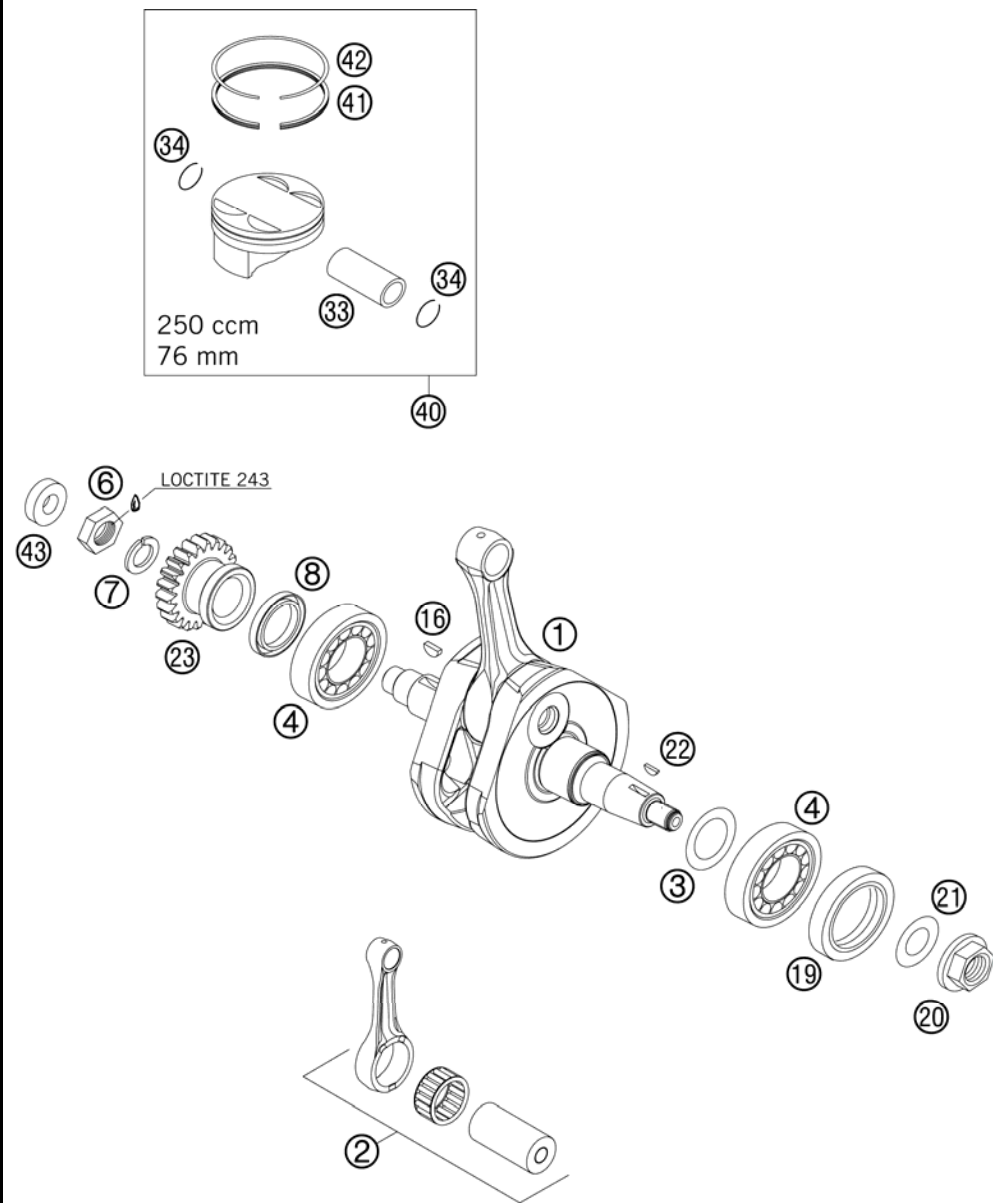


FIG	PART NUMBER	DESCRIPTION	QTY
1	77030118000	CRANKSHAFT CPL. EXC-F 06	1
2	77030015144	CON. ROD REP. SET 05	1
3	56030081000	THRUST WASHER 30,5X45X0,10	x
3	56030081100	THRUST WASHER 30,7X47X0,15	x
3	56030081200	THRUST WASHER 30,5X45X0,30	x
4	50330082000	CYL.ROLLER BEAR.NJ206 ET2XCS46	2
6	54630029000	HEX.NUT L/SH M18X1,5	1
7	58132072000	LOCK WASHER VSK 18	1
8	0760354240	SH.SEAL RING 35X42X4 B10FNIB	1
16	6946005	WOODRUFF KEY 5X6,5 HARDED	1
19	0760304240	SH. SEAL RING 30X42X4 B10F	1
20	49030021000	COLLAR NUT M12X1 R/S	1
21	0137120000	SPRING WASHER DIN0137-B12	1
22	0888030050	WOODRUFF KEY DIN6888-3X5X13	1
23	77032000122	PRIMARY GEAR 22T. 05	x
33	77030033000	PISTON PIN BOLT D=16mm 05	1
34	77030074000	CIRCLIP 05	1
40	77030007000 I	PISTON I CPL. 05	1
40	77030007000 II	PISTON II CPL. 05	1
41	77030032000	OIL SCRAPER RING D=76 05	1
42	77030030000	COMPRESSIONRING D=76	1
43	0760142460	SHAFT SEAL RING 14X24X6 B	1

067703006 / C067703006

* NEW PART

X AS REQUIRED

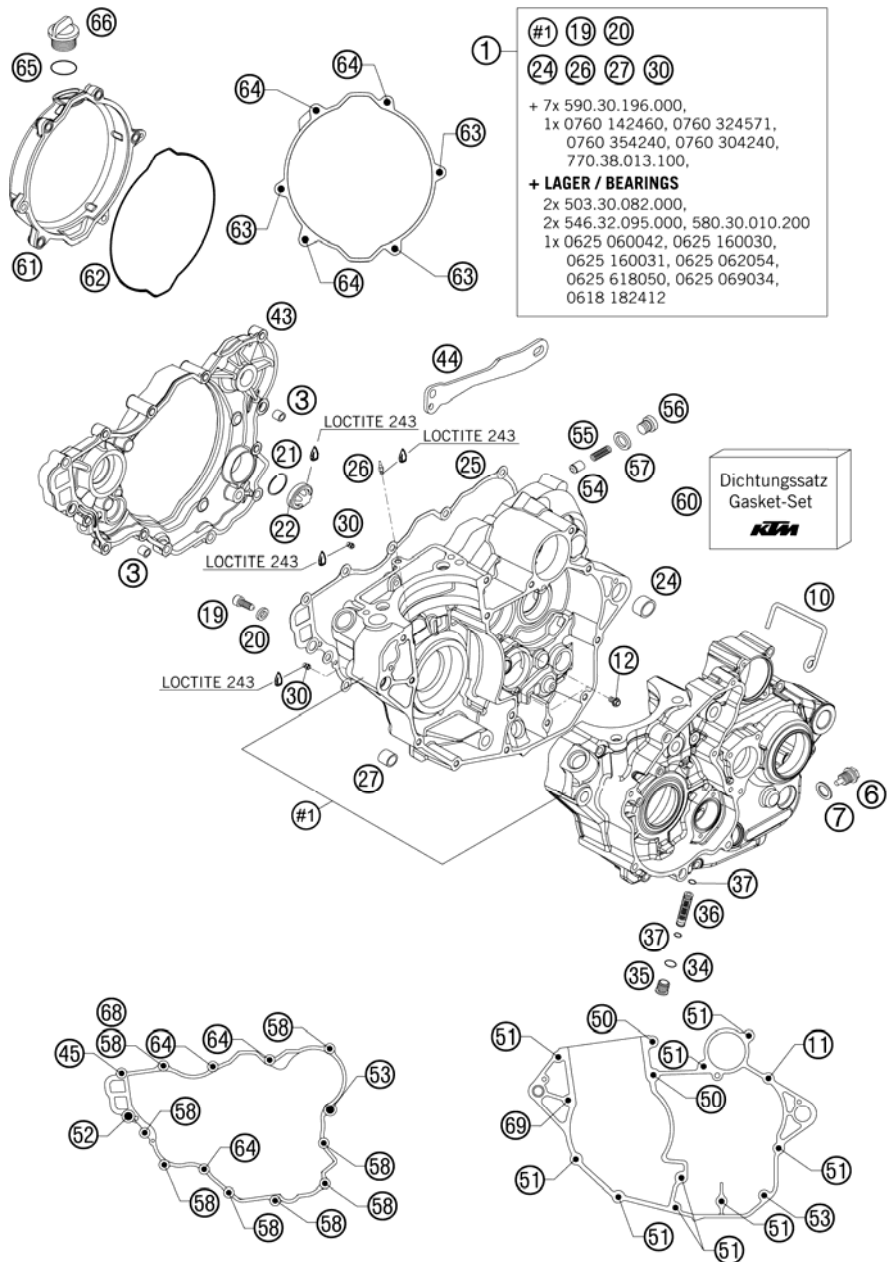


FIG	PART NUMBER	DESCRIPTION	QTY
1*	77030100144	ENGINE CASE CPL. W.TR.BEAR. 07	1
3	49030090000	DOWEL 9,8 X 7 X 10	2
6	58030021000	OILDRAIN PLUG W.MAG. M 12X1,5	1
7	58038022000	CU-SEAL RING DIN7603-12X18X1,5	1
10	77030090000	BRACKET FOR BREATH HOSE	1
11	0015060453	HH COLLAR SCREW M 6X45 WS=8	1
12	0015060083	HH COLLAR SCREW M 6X8 WS=8	2
19	58030080000	LOCATING SCREW M8 L=23	1
20	58030081000	CU-SEAL RING 8 X 14 X 3	1
21	61030019050	CIRCLIP OIL LEVEL GLASS 03	1
22	59030019000	OIL LEVEL GLASS G 1777 Y	1
24	59030024000	DOWEL 17 X 19 X 12	1
25	77030025100	GASKET FOR CLUTCH COVER 05	1
26	60030064070	OIL JET 70 M6X0,75 WS8 03	1
27	54630027000	DOWEL BUSHING 13,8X11X12	1
30	59030058000	JET 100 BING(44-031/180) M4	2
34	0770120020	O-RING 12,00X2,00 NBR 70	1
35*	59038014100	PLUG M16X1,5	1
36	59038015000	OIL SCREEN 11,8X44,5MM	1
37	0770090015	O-RING 9X1,5 NBR	2
43*	77030001044	CLUTCH COVER CPL.	1
44	77030047100	CHAIN DAMPERSHEET EXC-F 07	1
45	0015060353	HH COLLAR SCREW M 6X35 WS=8	1
50	0015060653	HH COLLAR SCREW M 6X65 WS=8	2
51	0015060503	HH COLLAR SCREW M 6X50 WS=8	9
52	0015060403	HH COLLAR SCREW M 6X40 WS=8	1
53	0015060303	HH COLLAR SCREW M 6X30 WS=8	2
54	58038028000	VALVE PISTON D=10MM	1
55	58038023300	PRESSURE SPRING L=25MM D=1MM	1
56	0908120153	PLUG DIN0908-M12X1,5	1
57	58038022000	CU-SEAL RING DIN7603-12X18X1,5	1
58	0015060253	HH COLLAR SCREW M 6X25 WS=8	8
60	77030099000	GASKET SET 05	1
61	77030026100	CLUTCH COVER OUTSIDE 06	1
62	77030027000	MOLDED RING 05	1
63	0015060253	HH COLLAR SCREW M 6X25 WS=8	3

077703005 / C077703005

* NEW PART

X AS REQUIRED

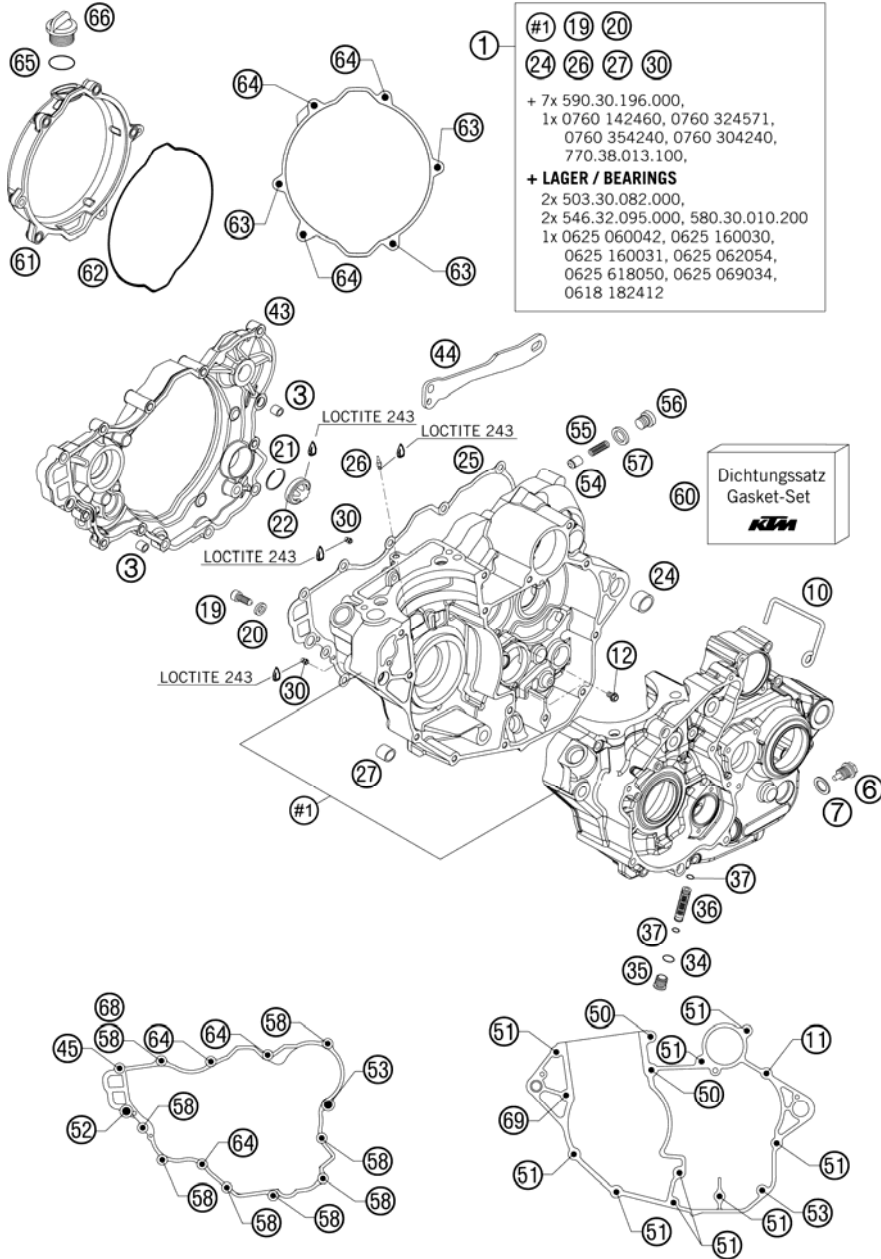


FIG	PART NUMBER	DESCRIPTION	QTY
64	0015060553	HH COLLAR SCREW M 6X55 WS=8	6
65	0770191015	O-RING 19,00X3,00 NBR	1
66	58030020000	PLUG M 24X3	1
68	0603061001	CU-SEAL RING DIN7603-6X10X1	1
69	0015060603	HH COLLAR SCREW M 6X60 WS=8	1

077703005 / C077703005

* NEW PART

X AS REQUIRED

CARBURETOR

250 EXC-F 2007

ACHTUNG !!!
Vor dem Einbau des Vergasers,
Bedüsung kontrollieren.

CAUTION !!!
Before mounting the carburetor,
check the jetting.

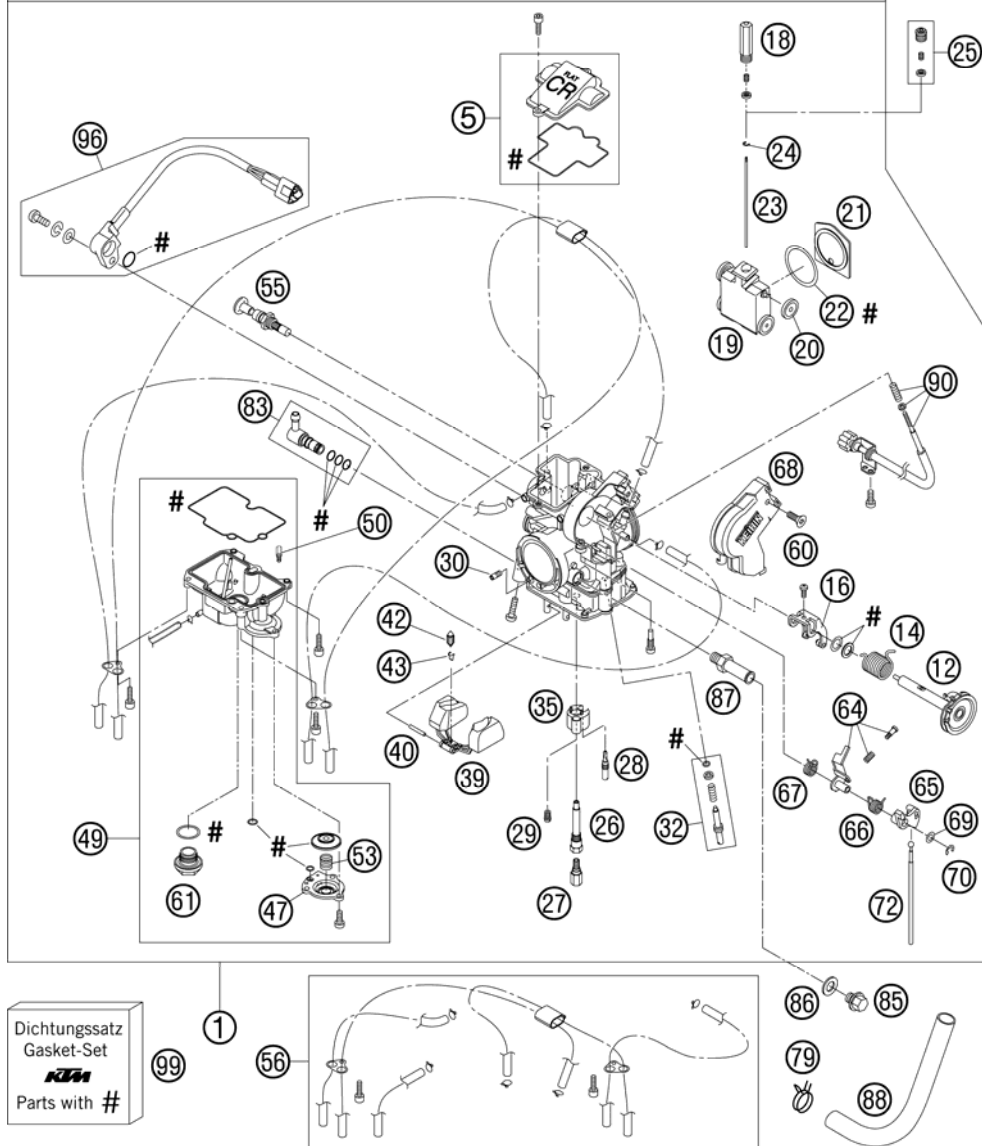


FIG	PART NUMBER	DESCRIPTION	QTY
1	77031001100	CARBURETOR FCR-MX 3900G,TPS 06	1
5	57331027044	CARBURETOR COVER WITH GASKET	1
12	57331046100	THROTTLE SHAFT CPL. 06	1
14	57331046050	COIL SPRING THROTTLE SHAFT	1
16	57331035051	LINK ARM THROTTLE VALVE CPL.	1
18	59031029010	SLIDE STOP 03	1
19	57331035000	THROTTLE VALVE CPL.	1
20	59031035050	BUSHING THROTTLE VALVE	4
21	57331035153	GASKET PLATE THROTTLE VALVE 04	1
22	59031035052	GASKET WASHER THROTTLE VALVE	1
23	57331034500	JET NEEDLE KEIHIN OBEKT	1
23	59031034100	JET NEEDLE KEIHIN OBETP	x
23	59031034200	JET NEEDLE KEIHIN OBETN	x
23	59031034300	JET NEEDLE KEIHIN OBETQ	x
24	59031029000	BAR CLIP	1
25	57331032000	NEEDLE SET SCREW CPL.	1
26	59031121000	NEEDLE JET FCR-MX	1
27	54531623160	MAIN JET 160 KEIHIN	x
27	54531623162	MAIN JET 162 KEIHIN	x
27	54531623165	MAIN JET 165 KEIHIN	x
27	54531623168	MAIN JET 168 KEIHIN	1
27	54531623170	MAIN JET 170 KEIHIN	x
27	54531623172	MAIN JET 172 KEIHIN	x
27	54531623175	MAIN JET 175 KEIHIN	x
27	54531623178	MAIN JET 178 KEIHIN	x
28	54531607038	IDLE JET 38 KEIHIN	x
28	54531607040	IDLE JET 40 KEIHIN	1
28	54531607042	IDLE JET 42 KEIHIN	x
29	59031051085	STARTER JET 85	1
30	57331107100	IDLE AIR JET 100 KEIHIN	1
32	59031017100	ADJUST SCREW CPL. FCR-MX	1
35	57331085000	BUFFER PLATE	1
39	57331009000	FLOAT CPL.	1
40	57331008000	ARM PIN FLOAT	1
42	54631220000	FLOAT NEEDLE	1
43	54531621000	CLAMP	1

077703105 / C077703105

* NEW PART

X AS REQUIRED

CARBURETOR

250 EXC-F 2007

ACHTUNG !!!
Vor dem Einbau des Vergasers,
Bedüsung kontrollieren.

CAUTION !!!
Before mounting the carburetor,
check the jetting.

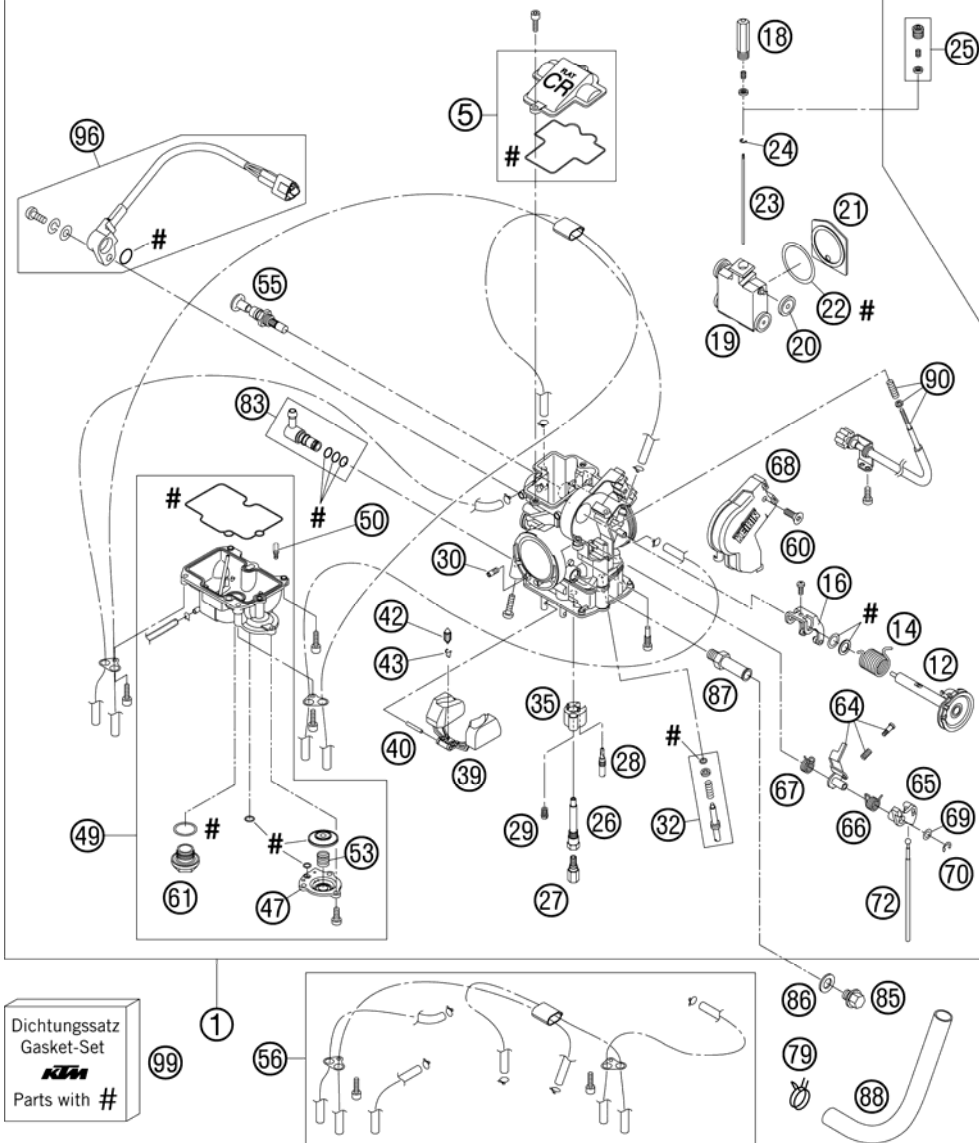


FIG	PART NUMBER	DESCRIPTION	QTY
47	5733106000	COVER ACCELERATOR PUMP	1
49	7703101100	FLOAT CHAMBER CPL.	1
50*	54631085000	JET POWER JET CLOSED KEIHIN	x
50	54631085050	JET POWER JET 50 KEIHIN	x
50	54631085060	JET POWER JET 60 KEIHIN	x
50	54631085070	JET POWER JET 70 KEIHIN	1
53	59031059000	COIL SPRING	1
55	57331048000	STARTER VALVE CPL.	1
56	57331098000	BREATH.HOSE FCR-MX KEIHIN CPL.	1
60	0965050103	FLAT HEAD SCREW DIN0965-M 5X10	1
61	54531699000	PLUG M 18X1	1
64	57331062000	INTERMEDIATE LEVER CPL.	1
65	57331056000	LINK LEVER	1
66	57331059000	SPRING LINK LEVER	1
67	57331159000	SPRING INTERMEDIATE LEVER	1
68	57331038200	CARBURETOR COVER 06	1
69	57331087000	WASHER LINK LEVER	1
70	57331084000	E-CLIP	1
72	57331061000	ROD ACCELERATOR PUMP	1
79	58431082100	YDNAC-CLAMP 10173 (16MM) '98	1
83	59031013044	HOSE CONNECTOR CPL.	1
85	0910100003	PLUG DIN0910-M 10X1	1
86	0603100141	COPPER GASKET DIN7603-10X14X1	1
87	59031040300	HOSE CONNECTOR KEIHIN	1
88	77031050000	ENGINE BREATHER TUBE	1
90	57331025000	STOP SCREW CPL. FCR-MX	1
96	59031077200	TPS-SENSOR FCRMX 190MM 2006	1
99	57331099000	GASKET SET FCR-MX KEIHIN	1

077703105 / C077703105

* NEW PART

X AS REQUIRED

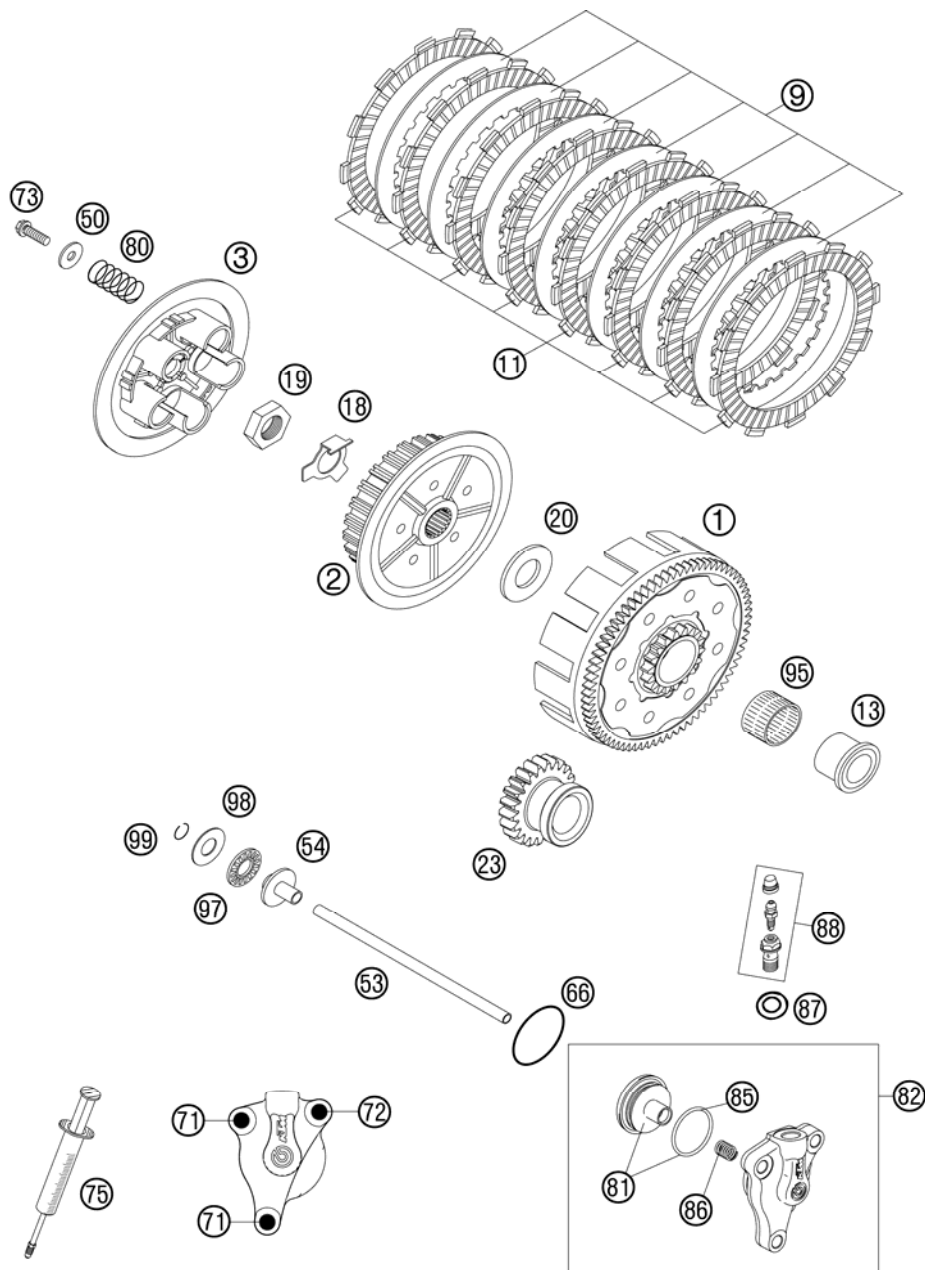


FIG	PART NUMBER	DESCRIPTION	QTY
1	77032001000	OUTER CLUTCH CPL. 05	1
2	77032002000	INNER CLUTCH HUB 05	1
3	77032003000	PRESSURE PLATE 05	1
9	77032010000	INTERMEDI. DISC STEEL 05	7
11	77032011000	LINING DISC 3,0MM 05	8
13	50332013000	INNER RING 20X26X25,9 '98	1
18	50332018000	SHEET METAL LOCK 1,5MM '98	1
19	0936181505	HEXAGON NUT DIN0936-M18X1,5 R.	1
20	50332020000	STOP DISK 20X39,6X3 '98	1
23	77032000122	PRIMARY GEAR 22T. 05	1
50	50232050000	WASHER 6,2X18X2	5
53	77032054000	PUSH ROD 05	1
54	50332054051	PRESSURE PIECE 125-380 '98	1
66	0770300015	O-RING 30,00X1,50 NBR 70	1
71	0015060203	HH COLLAR SCREW M 6X20 WS=8	2
72	0015060353	HH COLLAR SCREW M 6X35 WS=8	1
73	0015060253	HH COLLAR SCREW M 6X25 WS=8	5
75	50329050000	VENT INJEKTION HYDR. CLUTCH	1
80	77032005000	CLUTCH SPRING	5
81	54832066000	PISTON CPL.	1
82	54832061044	OUTPUT CYLINDER CPL. 06	1
85	54832067000	O-RING	1
86	54832069000	PRESSURE SPRING	1
87	42013226000	CU-SEAL RING DIN7603-10X16X1	1
88	54813020000	BLEEDER HOLLOW SCREW M10X1	1
95	56532095000	NEEDLE BEARING K26X30X22ZW.KSE	1
97	54637097200	AXIAL NEEDLE BEARING AXK 1226	1
98	54637098200	AXIAL WASHER AS1226 12X26X1	1
99	0993012000	CIRCLIP DIN7993-RW12	1

067703205 / C067703205

* NEW PART

X AS REQUIRED

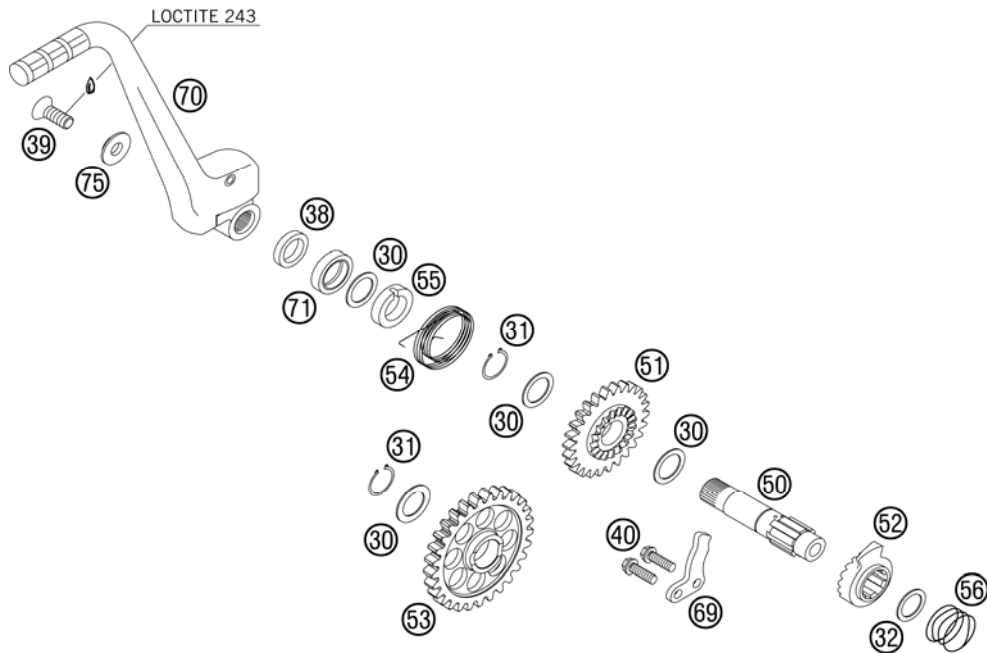


FIG	PART NUMBER	DESCRIPTION	QTY
30	50333030000	STOP DISK 17,2X24X1	4
31	0471170010	CIRCLIP DIN0471-17X1	2
32	0988162210	THRUST WASHER DIN0988-16X22X1	1
38	50333038100	SPACER BUSHING 16X23X26X6,1	1
39	54610052000	SPROCKET SCREW-AH M8X20 WS=6	1
40	0015060163	HH COLLAR SCREW M 6X16 WS=8	2
50	77033050000	KICKSTARTER SHAFT 05	1
51	77033051000	KICKSTART. GEAR 28-T 05	1
52	50333052000	KICKSTARTER RATCHET	1
53	77033053000	INTERMEDIATE GEAR 05	1
54	77033054000	KICKSTARTER SPRING 05	1
55	77033055000	DRIVING HUB 05	1
56	50333056000	SPRING 1,4MM '98	1
69	50333069000	STOP MET.SHEET 4MM 125/200'98	1
70	77033070044	KICKSTARTER CPL. 07	1
71	0760172870	SHAFT SEAL RING 17X28X7 B	1
75	54633037000	WASHER 8MM GALVANIZED	1

057703303 / C067703305

* NEW PART

X AS REQUIRED

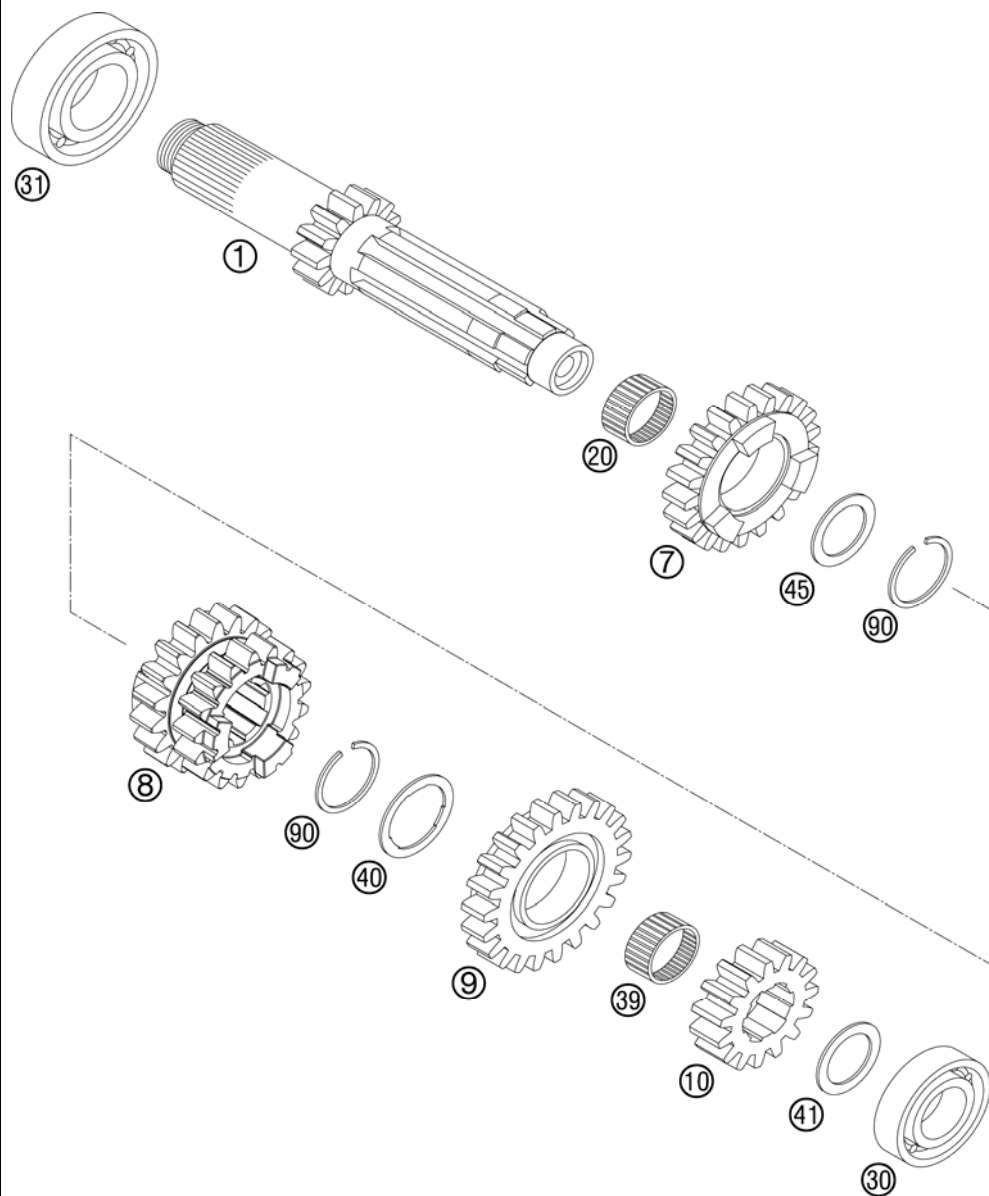


FIG	PART NUMBER	DESCRIPTION	QTY
1	77033101000	MAIN SHAFT CPL. Z=13 "B13"	1
7	77033105000	IDLER G. 5TH G=23 "5B23"	1
8	77033103000	SLIDING G.3/4. G19/23-T"B1923"	1
9	77033106000	IDLER G. 6TH G.26 "6B26"	1
10	77033102000	SOLID GEAR 2ND G.17-T"2B17"	1
20	0405222611	NEEDLE BEAR.K 22X26X10 DIVIDED	1
30	0625160030	GROOVED BALL BEARING 16003 C3	1
31	0625060042	BALL BEARING 6004 TN9 C4	1
39	50133099000	NEEDLE CAGE K18X22X10 PARTED	1
40	77033021000	STOP DISC 05	1
41	50333030000	STOP DISK 17,2X24X1	1
45	77033020000	STOP GEAR 22X28.5X1 05	1
90	50133090000	LOCK RING 22X1,2	2

05770331 / C067703306

* NEW PART

X AS REQUIRED

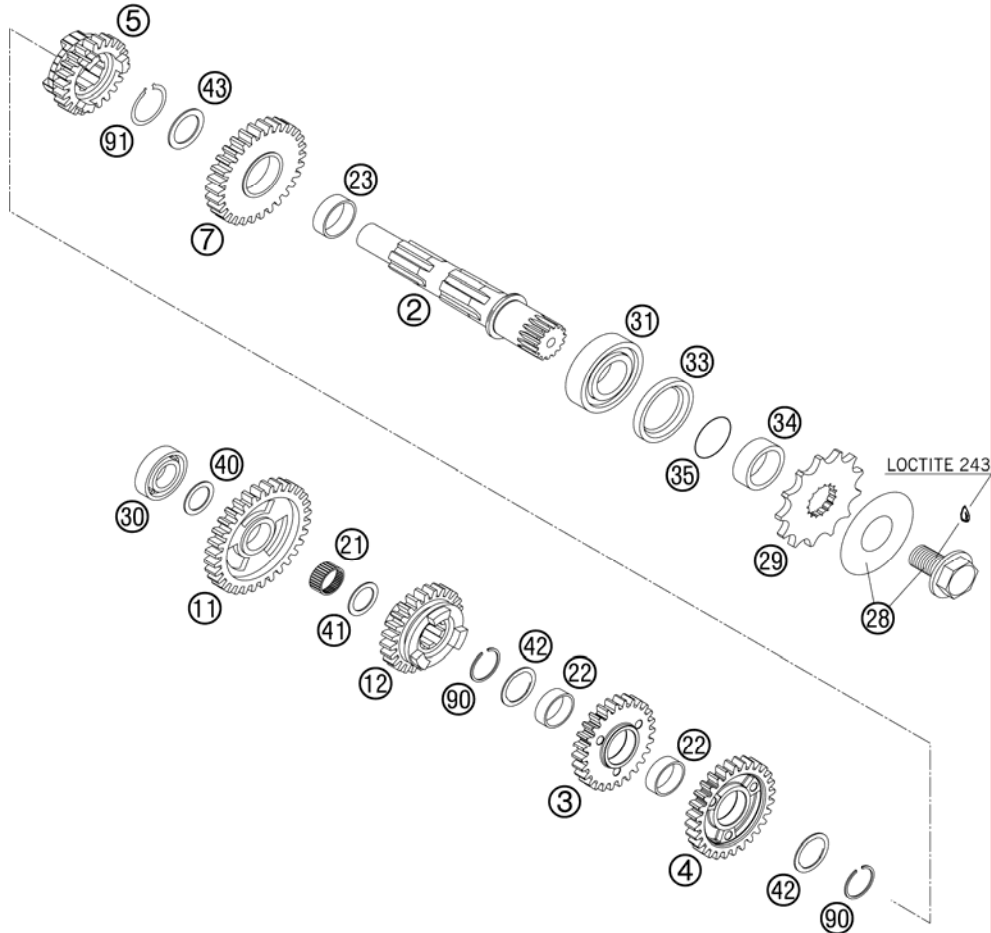


FIG	PART NUMBER	DESCRIPTION	QTY
2	77033010000	COUNTER SHAFT 05	1
3	77033114000	IDLER G. 4TH 6.28-T "4B28"	1
4	77033113000	IDLER G. 3RD G.29-T "3B29"	1
5	77033116000	SLIDING G. 6TH 6.22-T "6B26"	1
7	77033112000	IDLER G. 2ND 6. 33-T "2B33"	1
11	77033111000	IDLER G. 1ST G. 33-T "1B33"	1
12	77033115000	SLIDING G. 5TH G .23-T "5B23"	1
21	50033098000	NEEDLE BEARING K20X24X10	1
22	0405222611	NEEDLE BEAR.K 22X26X10 DIVIDED	2
23	50333023000	IDLER GEAR BUSHING 25X28X9,7 D	1
28	59033034044	SCREW+SPRING WASHER	1
29	50033029013	SPROCKET 13-T	x
29	50033029014	SPROCKET 14-T	x
29	50033029015	SPROCKET 15-T	x
30	0625060031	BALL BEARING 6003 TN9 C4	1
31	0625062054	BALL BEARING 6205 C3 NTN	1
33	0760324571	SHAFT SEAL RING 32X45X7 BSLNBR	1
34	54633014100	SPACER BUSHING 12MM	1
35	0770230020	O-RING 23,00X2,00 NBR70	1
40	56033030000	STOP DISC 17,2X30X1	1
41	59033080000	SHIM 20X32X1	1
42	50333043000	STOP DISC 25,2X32X1	2
43	0988253510	THRUST WASH. DIN0988-25X35X1,0	1
90	77033022000	AXIAL-CIRCLIP 25X1,65	2
91	0471250120	CIRCLIP DIN0471-25X1,2	1

05770332 / C067703307

* NEW PART

X AS REQUIRED

SHIFTING MECHANISM

250 EXC-F 2007

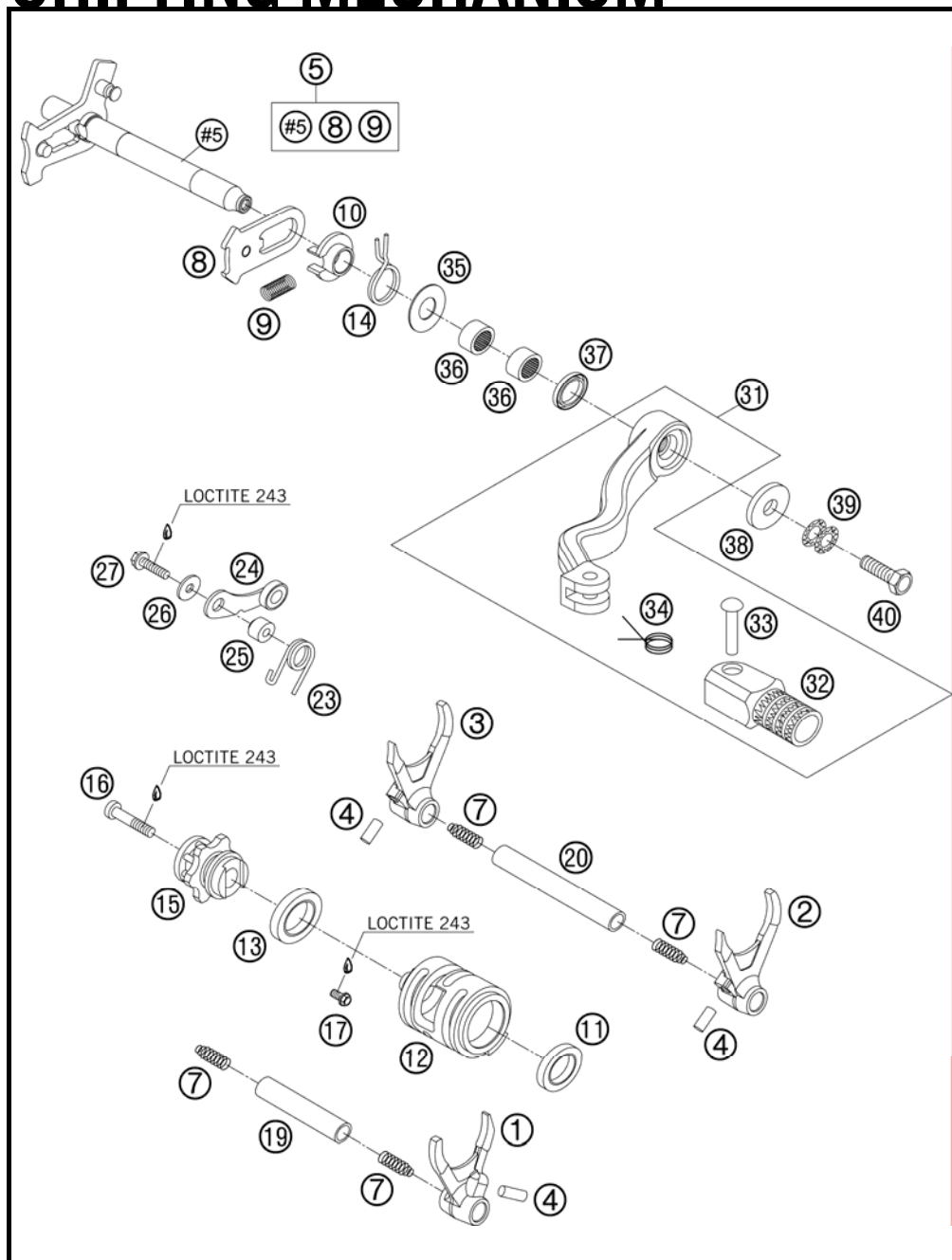


FIG	PART NUMBER	DESCRIPTION	QTY
1	77034001000	SHIFTING FORK 5TH/6TH GEAR 05	1
2	77034002000	SHIFTING FORK 2ND/3RD GEAR 05	1
3	77034003000	SHIFTING FORK 1ST/4TH GEAR 05	1
4	0402061480	NEEDLE ROLLER DIN5402 6X14,8	3
5	77034005044	SHIFTING SHAFT CPL. 05	1
7	58038023200	PRESSURE SPRING 0,9MM	4
8	54634008044	SLIDING PLATE CPL.	1
9	56534013100	TENSIONING SPRING 0,8MM	1
10	54634020000	SPRING GUIDE	1
11	0625069034	BALL BEARING 6903 C4	1
12	77034012000	SHIFT ROLLER 05	1
13	0625618050	BALL BEARING 61805 C3	1
14	54634014100	RETURN SPRING 2,2MM '95	1
15	77034015144	SHIFTING SHAFT CPL. 05	1
16	0984060302	AH SCREW DIN6912 M 6X30	1
17	0015060083	HH COLLAR SCREW M 6X8 WS=8	1
19	54834019000	SHIFT. RAIL MAIN SHAFT 250/300	1
20	77034019000	SHIFTING MAIN L=93MM 05	1
23	60034023000	ARRESTING LEVER SPRING 03	1
24*	77034024044	LOCKING LEVER CPL. 08	1
25	54634052300	SLEEVE FOR LOCKING LEVER	1
26	0349000050	WASHER DIN7349-5X15X2	1
27	0015050203	HH COLLAR SCREW M 5X20 WS=8	1
31	54834031000	SHIFT LEVER CPL. 250/300 05	1
32	54634131000	STEP PLATE FOR SHIFT LEVER 250	1
33	54634031050	BOLT 6X25 FOR SHIFT LEVER	1
34	54634032100	SHIFTING LEVER SPRING 250	1
35	54634050000	STOP DISK 14X30X1	1
36	54632095000	NEEDLE BEAR.HK 1412 14X20X12	2
37	0760142460	SHAFT SEAL RING 14X24X6 B	1
38	50232050001	STEEL WASHER 6,4X17X3	1
39	50233041000	PAIR OF WASHERS M 6 NORDLOCK	1
40	59009062016	SPECIAL SCREW M6X16 WS=8 10.9	1

077703401 / C077703405

* NEW PART

X AS REQUIRED

COOLING SYSTEM

250 EXC-F 2007

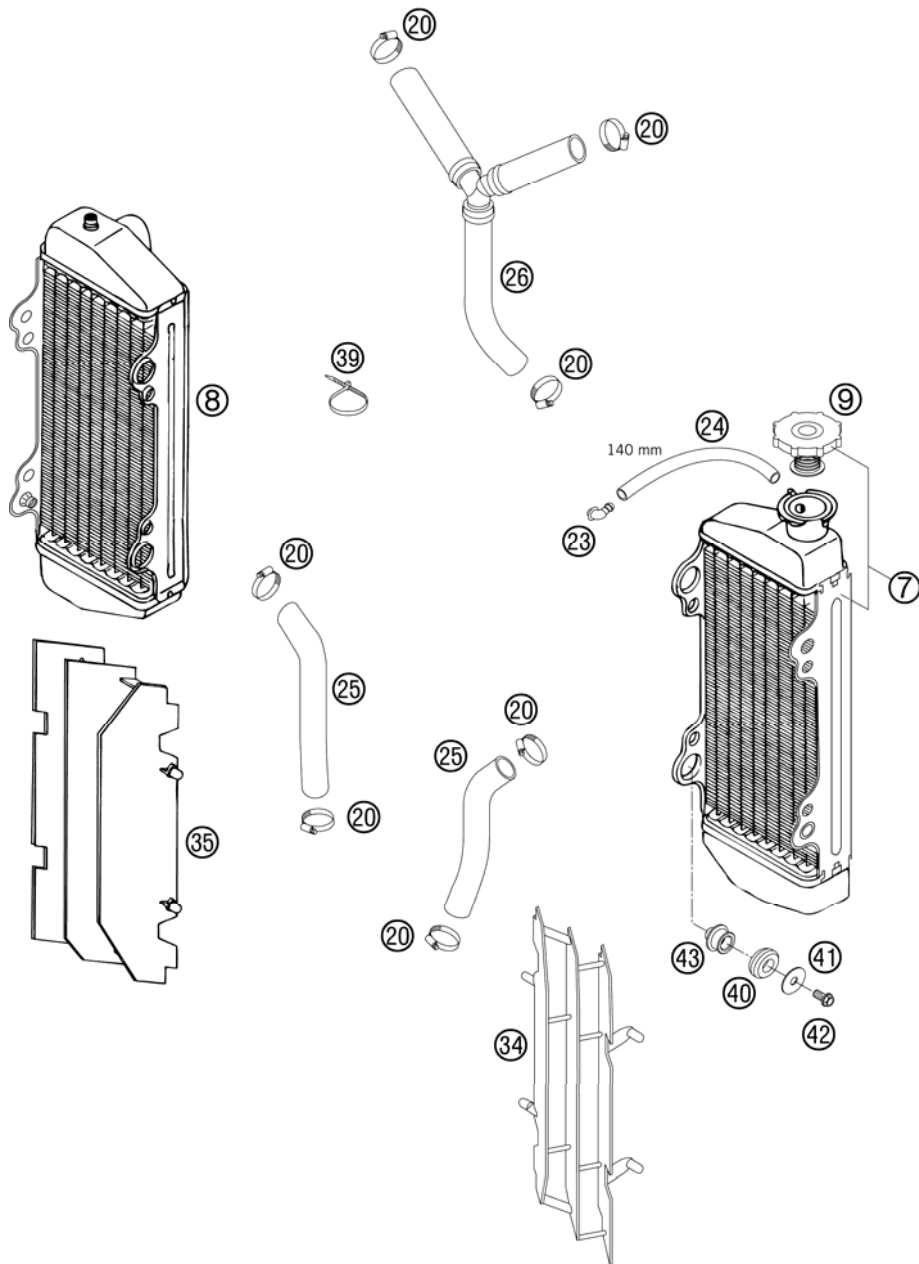
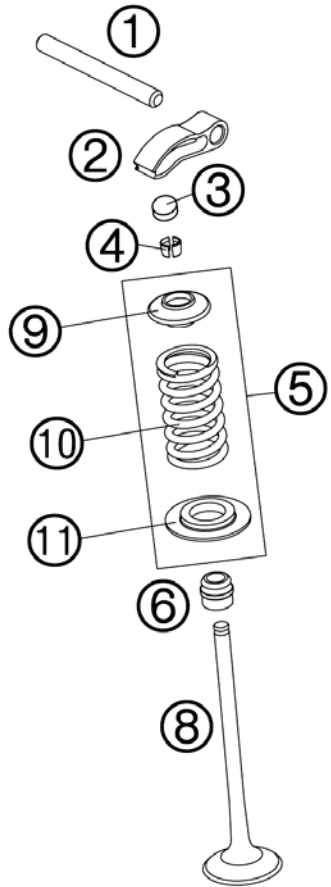


FIG	PART NUMBER	DESCRIPTION	QTY
7	77035007000	RADIATOR L/S 2005	1
8	77035008000	RADIATOR R/S 2005	1
9	59035009000	RADIAT.CAP 20,3PSI (1,4BAR) 03	1
20	10001020000	HOSE CLAMP GEMI 16-27	7
23	50303089000	ANGEL PIECE '97	1
24	31007107001	PVC-HOSE 6X9 MM PER METER	x
25	77035025000	RADIATOR HOSE L/S 250SXF 05	2
26	77035026000	RADIATOR HOSE WITH Y-PART 05	1
34	5463503420030	RADIATOR PROTECTOR L. BLACK	1
35	5463513420030	RADIATOR PROTECTOR BLACK 06	1
39	44011076200	CABLE TIE 200/3,6MM BLACK	x
40	41001052000	RUBBER SLEEVE D=12MM	4
41	0021060003	WASHER DIN9021-A 6,4	4
42	0015060253	HH COLLAR SCREW M 6X25 WS=8	4
43	77035002100	SPACER BUSHING	4

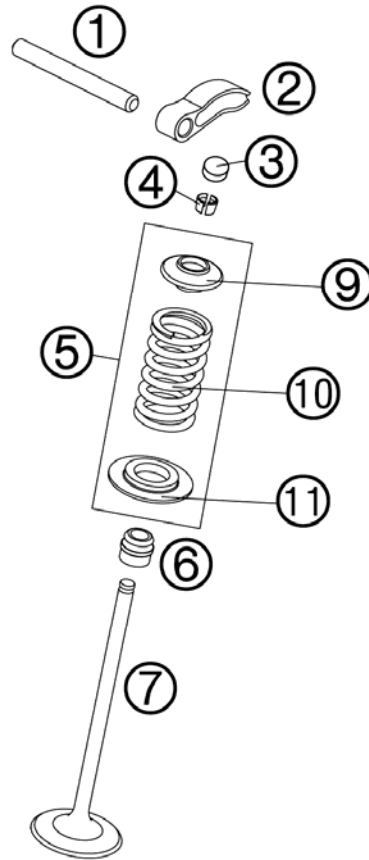
057703501 / C067703505

* NEW PART

X AS REQUIRED



EXHAUST



INTAKE

FIG	PART NUMBER	DESCRIPTION		QTY
1	77036056000	VALVE LEVER SHAFT	05	2
2	77036060000	VALVE LEVER	05	4
3	77036035172	SHIM D=8,9/1,72		x
3	77036035176	SHIM D=8,9/1,76		x
3	77036035180	SHIM D=8,9/1,80		x
3	77036035184	SHIM D=8,9/1,84		x
3	77036035188	SHIM D=8,9/1,88		x
3	77036035192	SHIM D=8,9/1,92		x
3	77036035196	SHIM D=8,9/1,96		x
3	77036035200	SHIM D=8,9/2,00		x
3	77036035204	SHIM D=8,9/2,04		x
3	77036035208	SHIM D=8,9/2,08		x
3	77036035212	SHIM D=8,9/2,12		x
3	77036035216	SHIM D=8,9/2,16		x
3	77036035220	SHIM D=8,9/2,20		x
3	77036035224	SHIM D=8,9/2,24		x
3	77036035228	SHIM D=8,9/2,28		x
3	77036035232	SHIM D=8,9/2,32		x
3	77036035236	SHIM D=8,9/2,36		x
3	77036035240	SHIM D=8,9/2,40		x
3	77036035244	SHIM D=8,9/2,44		x
3	77036035248	SHIM D=8,9/2,48		x
3	77036035252	SHIM D=8,9/2,52		x
3	77036035256	SHIM D=8,9/2,56		x
3	77036035260	SHIM D=8,9/2,60		x
4	77036033000	VALVE COLLET	05	8
5	77036028044	VALVE SPRING KIT	05	4
6	77036027000	VALVE-STEM SEALING	05	4
7	77036030000	INTAKE VALVE TITAN	05	2
8	77036031000	EXHAUST VALVE TITAN	05	2
9	77036032000	VALVE SPRING RETAINER	05	x
10	77036028000	VALVE SPRING INSIDE	05	x
11	77036036000	VALVE SPRING HOLDER	05	x

057703604 / C057703604

* NEW PART

X AS REQUIRED

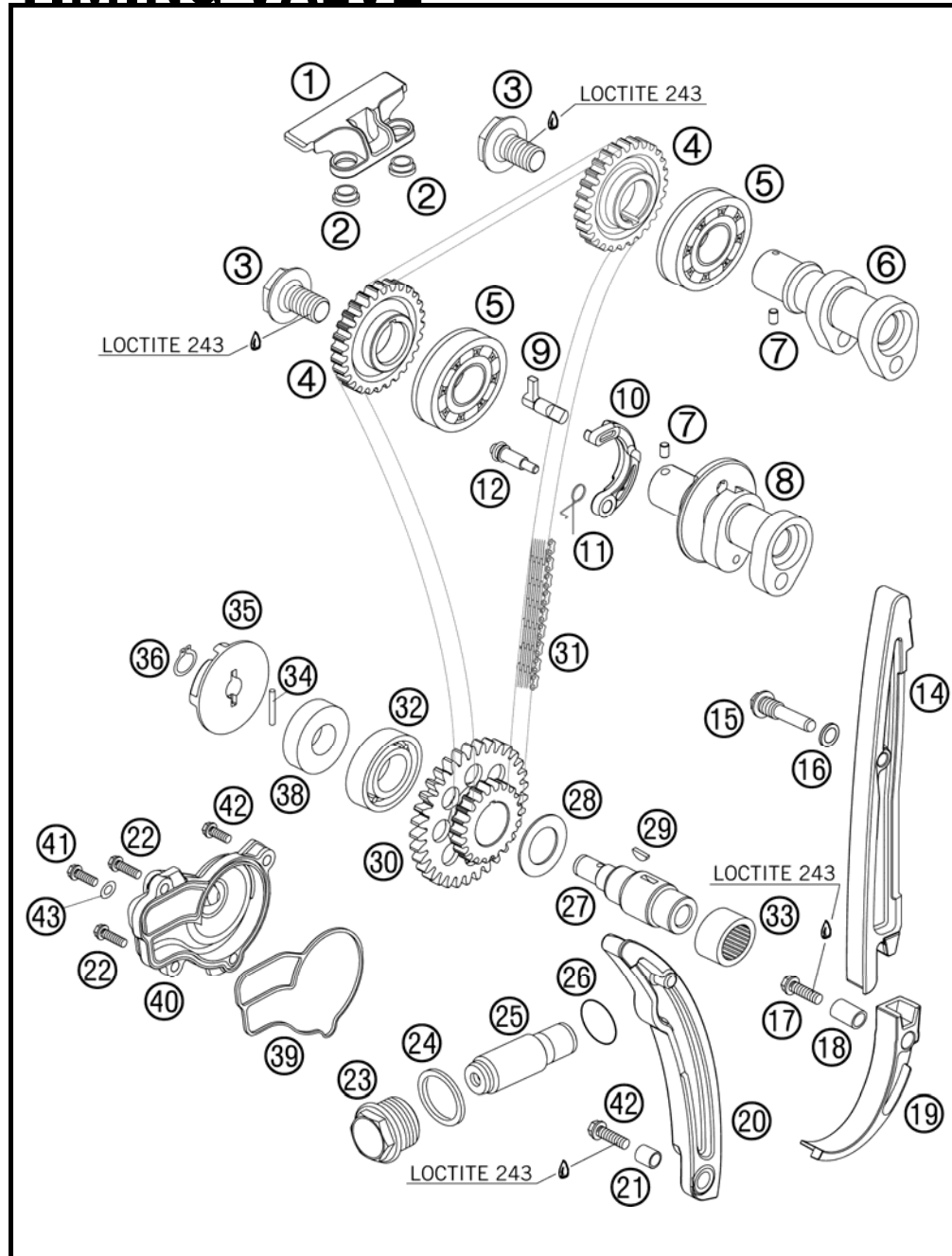


FIG	PART NUMBER	DESCRIPTION	QTY
1	77036004000	TIMING CHAIN GUIDE TOP	05
2	77036004050	SPACER BUSHING GUIDE RAIL	'05
3	77036012000	CAMSHAFT GEAR SCREW	05
4	77036011100	CAMSHAFT GEAR	05
5	0625060043	BALL BEARING 6004 NR C3	'05
6	77036009100	CAMSHAFT INTAKE	2006
7	0402040600	NEEDLE ROLLER DIN5402 NRB 4X6	
8	77036110100	CAMSHAFT EXHAUST	
9	77036015000	AUTO DECOMPRESSION	05
10	77036016000	AUTO DECO WEIGHT	05
11	77036017000	SPRING FOR AUTO DECOMPR.	05
12	77036019000	BUSHING SCREW AUTODEC. M5X0,8	
14	77036001000	TIMING CHAIN GUIDE	05
15	77036001060	BUSHING SCREW	06
16	0603082121	SEAL RING CU DIN7603- 8X12X1	
17	0015060253	HH COLLAR SCREW M 6X25 WS=8	
18	59036001050	SPACER BUSHING 6,1X8,2X13,1	
19	77036005000	SECURING PROTECTION	'05
20	77036002000	TIMING CHAIN TENSIONER	'05
21	77036001050	SPACER BUSHING 6.1X8.2X9.1	05
22	0015060403	HH COLLAR SCREW M 6X40 WS=8	
23	77036008000	CHAIN ADJUSTER HOLDING BOLT	
24	0603242920	CU SEAL-RING DIN7603 A24X29X2	
25	77036003000	CHAIN ADJUSTER HYD.	05
26	0770180020	O-RING	
27	77036072000	TIMING VALVE JACKSHAFT	05
28	77036073000	STOP DISK 18,2X30X1	05
29	0888030037	WOODRUFF KEY DIN6888-3X3,7	
30	77036076100	TIMING VALVE TWIN WHEEL	05
31	77036013000	TIMING CHAIN IWIS 108 ROLLS	
32	0625062035	BALL BEARING 6203 JR2 C3	
33	0618182412	NEEDLE BEAR.HK1812 18/24/12	05
34	0402031780	NEEDLE ROL.DIN5402 NRB 3X17,8	
35	77035055000	WATER PUMP ROTOR	05
36	0471100010	CIRCLIP DIN0471-10X1	
38	0760123072	SHAFT SEAL RING 12X30X7 VITON	

057703605 / C067703606

* NEW PART

X AS REQUIRED

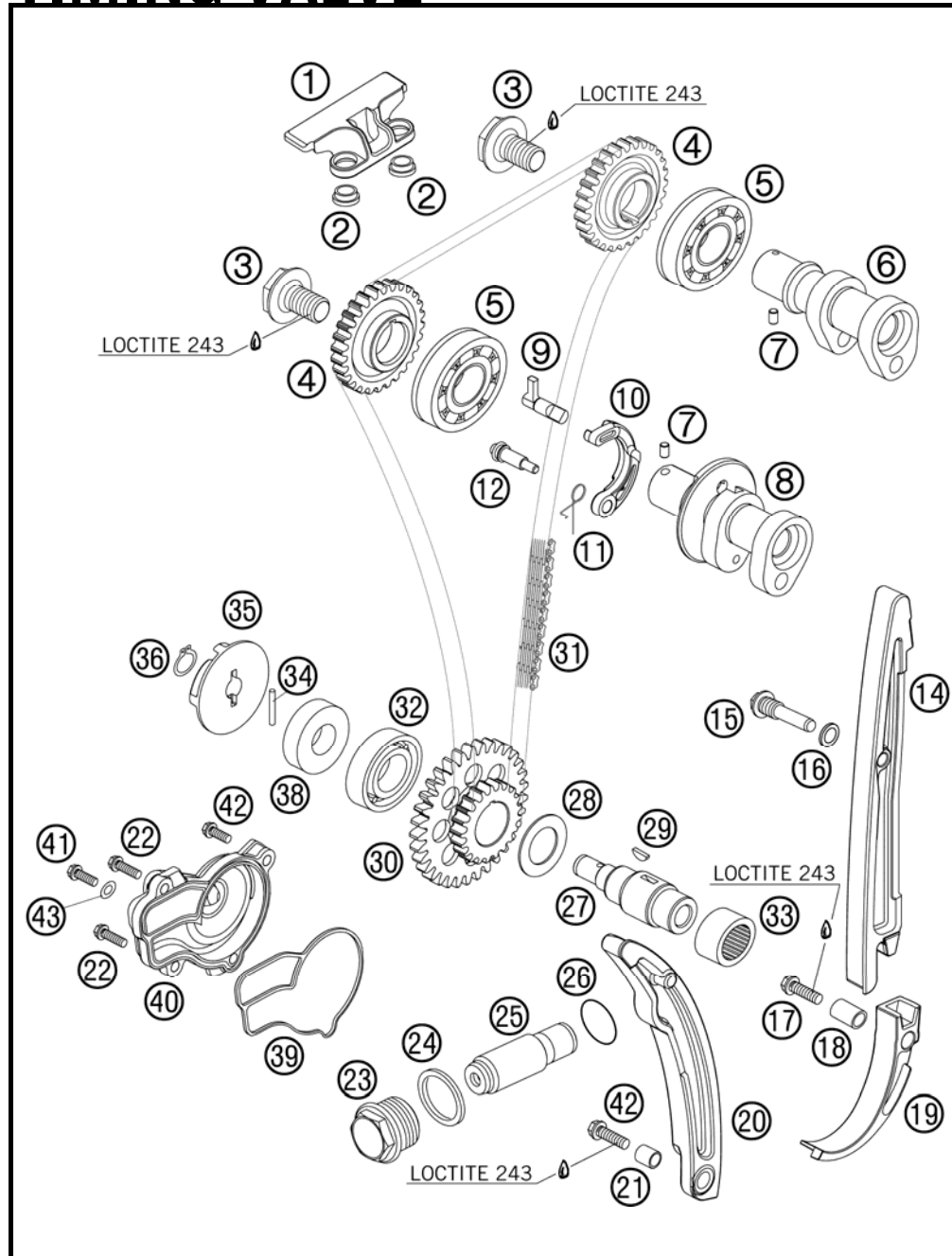


FIG	PART NUMBER	DESCRIPTION	QTY
39	77035053000	MOLDED RING WATER PUMP 05	1
40	77035052000	WATER PUMP COVER 05	1
41	0015060303	HH COLLAR SCREW M 6X30 WS=8	1
42	0015060203	HH COLLAR SCREW M 6X20 WS=8	2
43	0603061001	CU-SEAL RING DIN7603-6X10X1	1

057703605 / C067703606

* NEW PART

X AS REQUIRED

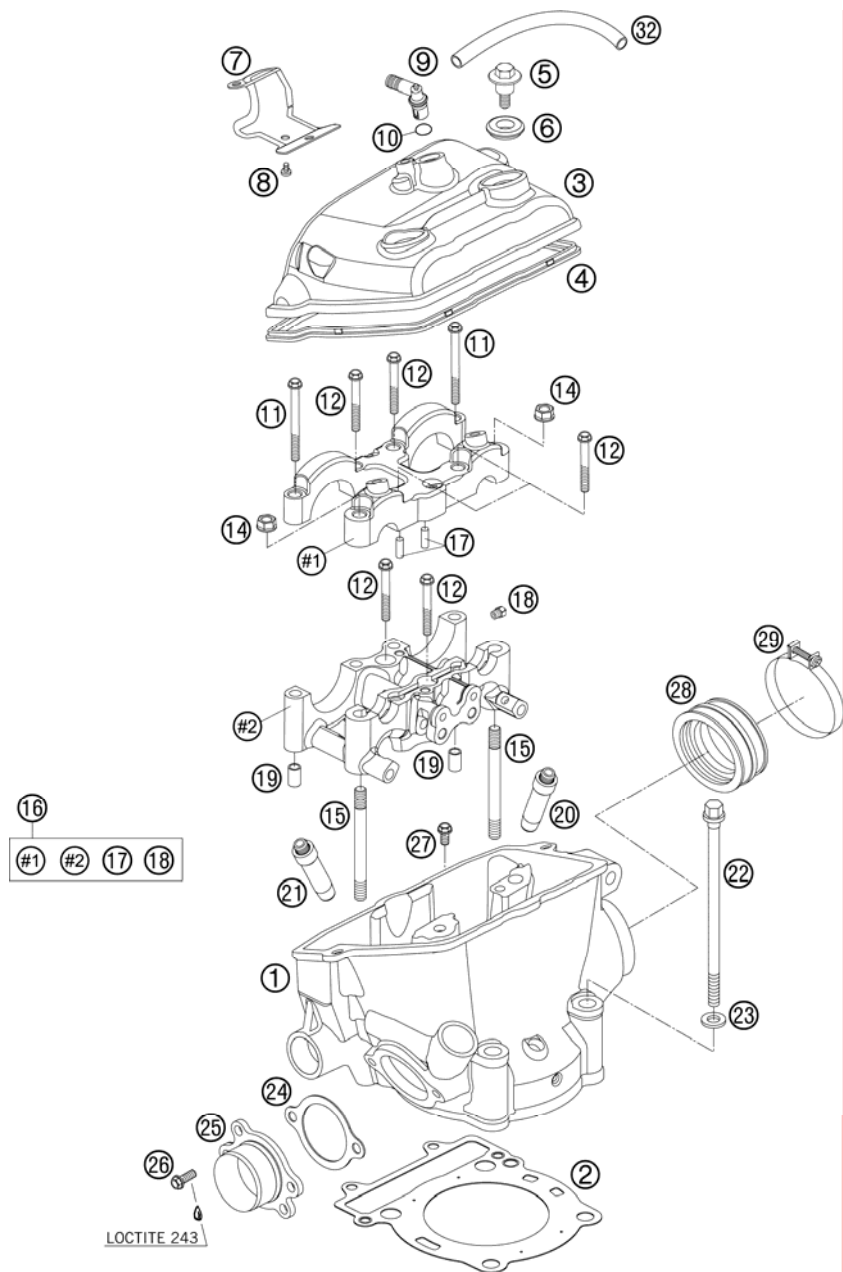


FIG	PART NUMBER	DESCRIPTION	QTY
1*	77036020144	CYLINDER HEAD CPL.	1
2	77030036000	CYLINDER HEAD GASKET 05	1
3	77036052100	VALVE COVER 06	1
4	77036053000	VALVE COVER GASKET 05	1
5	77036055000	VALVE COVER SCR. M6X12 WS10 05	3
6	77036054050	RUBBER GASKET FOR SCREW 05	3
7	77036052050	COVER PLATE BREATHER 05	1
8	0009050103	SPECIAL SCREW M 5,0X10	2
9	60038082000	ANGLE CONNECTOR LC8 03	1
10	0770080020	O-RING 8X2 SILICONE	1
11	77036081000	SPECIAL SCREW M7X73 WS 10	2
12	77036080000	SPECIAL SCREW M7X40 WS10	6
14	77036024000	COLLAR NUT 7X1 05	2
15	77036023000	STUD 7X1 05	2
16	77036020150	BUSH SUPPORT A.BRIDGE CPL '05	1
17	0402050980	NEEDLE ROLLER DIN5402 5X9,8	2
18	60030063050	OIL JET 50 05	4
19	77036090000	DOWEL(BUSH BRIDGE)7/9/8 05	2
20	77036025101	VALVE GUIDE INTAKE	2
21	77036026001	VALVE GUIDE OUTLET	2
22	77036079000	CYLINDER HEAD SCREW 05	4
23	59036090000	WASHER 10,8X18,8X1,5	4
24	77036041000	GASKET EXHAUST FLANGE 06	1
25	77036039000	EXHAUST FLANGE CPL. 05	1
26	0015060203	HH COLLAR SCREW M 6X20 WS=8	2
27	0015060253	HH COLLAR SCREW M 6X25 WS=8	2
28	77036044000	INTAKE BOOT 06	1
29	59030061000	CLAMP D=56MM B=9MM M4X25	1
32	77031050000	ENGINE BREATHER TUBE	1

057703603 / C077703605

* NEW PART

X AS REQUIRED

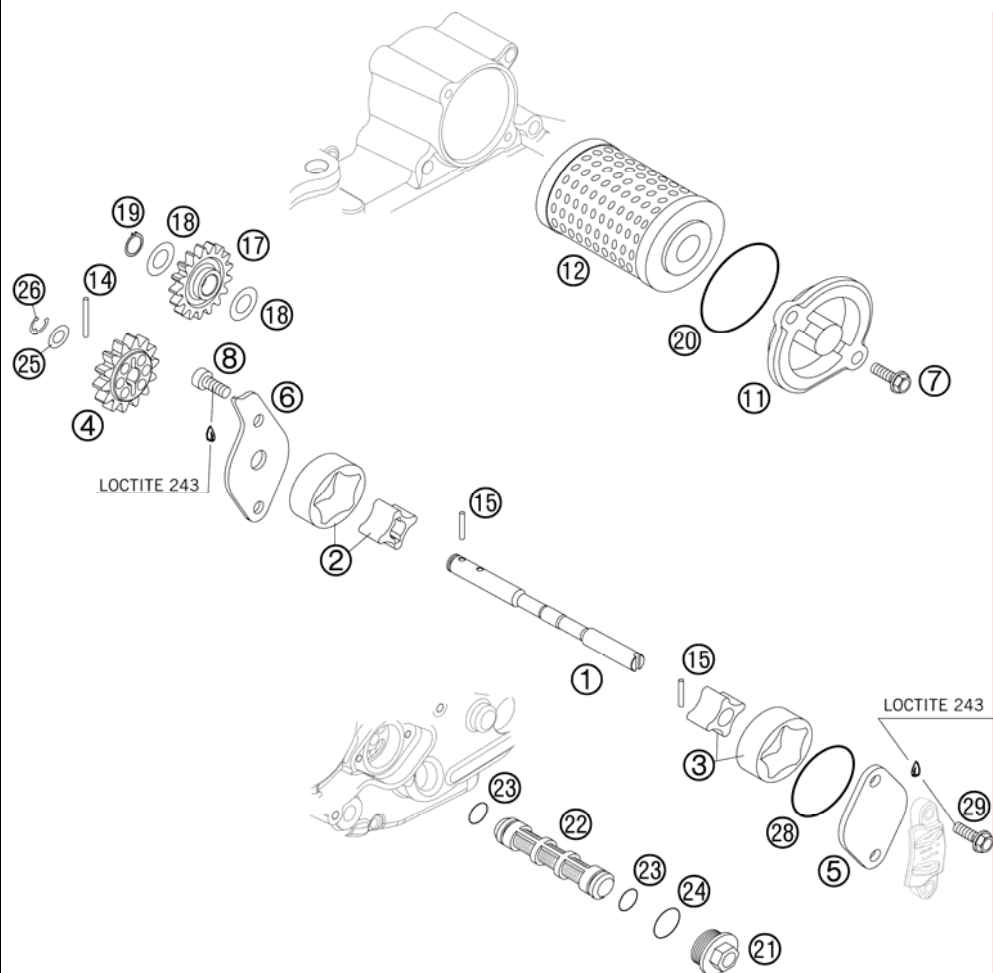


FIG	PART NUMBER	DESCRIPTION	QTY
1	77038102000	OIL PUMP SHAFT EXC-F	1
2	59038011010	OILPUMP ROTOR CPL. 10MM G-73R	1
3	77038011000	OILPUMP ROTOR 15MM G-164	1
4	77038001000	OIL PUMP GEAR 14T 05	1
5	77038004000	OIL PUMP COVER L/S 05	1
6	77038003100	OIL PUMP COVER R/S 05	1
7	0015050163	HH COLLAR SCREW M 5X16 WS=8	2
8	0984050122	AH SCREW DIN6912-M 5X12	2
11	59038041000	OIL FILTER COVER RACING	1
12	77038005000	OIL FILTER 06	1
14	0402251980	NEEDLEROL.DIN5402 NRA 2,5X19,8	1
15	0402251180	NEEDLE ROLLER DIN5402 2,5X11,8	2
17	77038006000	OILPUMP IDLER GEAR 17T. 05	1
18	0988121805	SHIM WASHER DIN0988-12X18X0,50	4
19	0471120010	CIRCLIP DIN0471-12X1	1
20	0770400025	O-RING 40,00X2,50 NBR 70	1
21	59038017000	PLUG M20X1,5 WS=13	1
22	59038016000	OIL SCREEN 15X83MM	1
23	0770125015	O-RING 12,5X1,5 NBR	2
24	0770020170	O-RING 17,17X1,78 GLO	1
25	58038007755	STOP DISK 8,1 X 15 X 0,5	1
26	0799060000	TAB WASHER DIN6799-RS 6,0	1
28	0770320020	O-RING 32,00X2,00	1
29	0015050203	HH COLLAR SCREW M 5X20 WS=8	2

067703805 / C067703805

* NEW PART

X AS REQUIRED

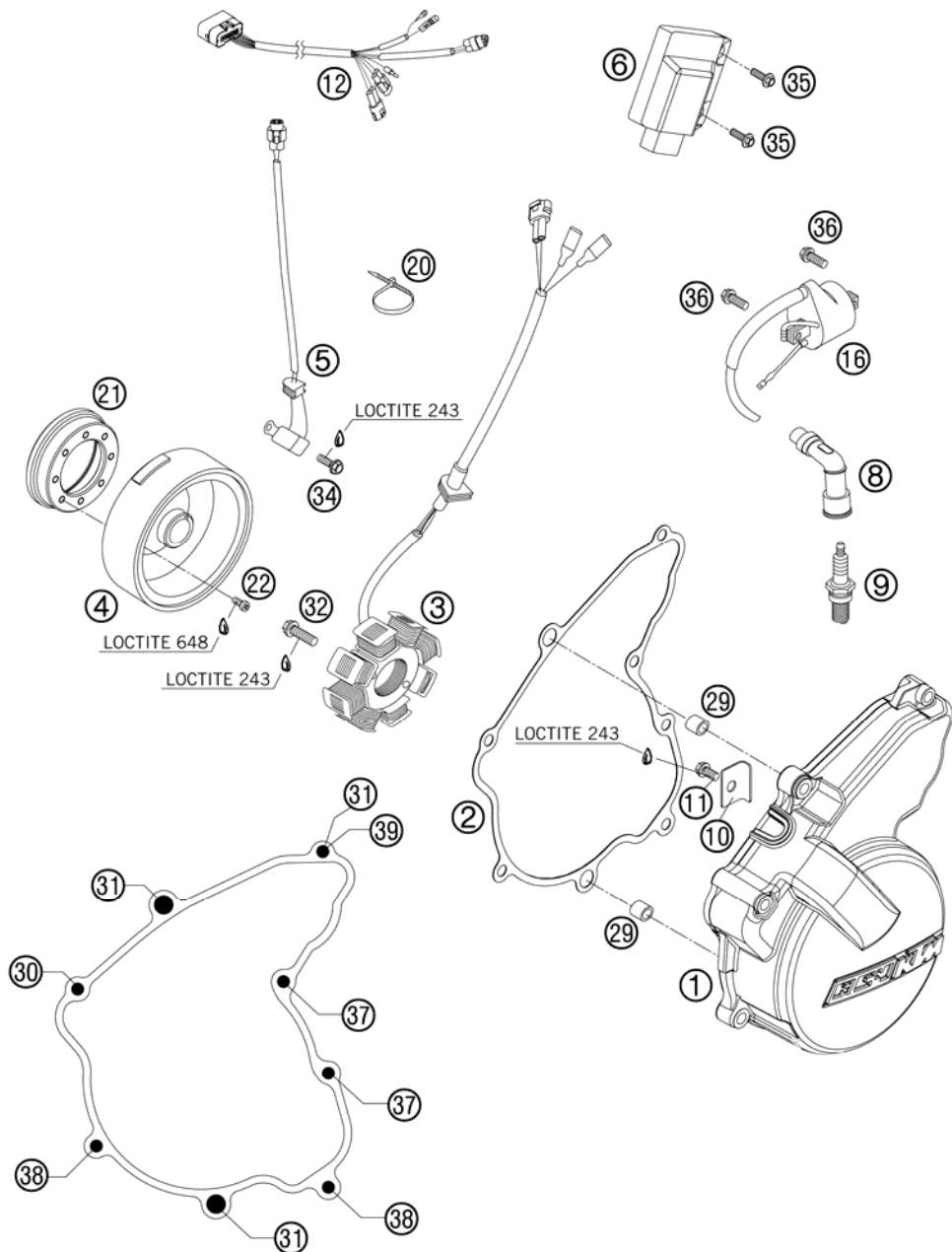


FIG	PART NUMBER	DESCRIPTION	QTY
1	77030102000	IGNITION COVER EXC-F	1
2	77030140000	IGNITION COVER GASKET EXC-F	1
3	77039104000	STATOR 2007	1
4	77039105100	FLYWHEEL	1
5	59039034000	PULSER COIL KOKUSAN 4K3-A/B	1
6*	77039131100	CDI UNIT 250 EXC-F 07	1
8	59039090100	SPARK PLUG CONNECT. VD05EG 03	1
9	77039093000	SPARK PLUG NGK CR9EKB '05	1
10	77030002050	WIRE RETAINING BRACKET 06	1
11	0015060083	HH COLLAR SCREW M 6X8 WS=8	1
12	59439032100	WIRING HARNESS FOR CDI EXC 04	1
16	59039006000	IGNITIONCOIL KOKUSAN 4K3-A/B	1
20	44011076100	CABLE TIE 100/2,5MM BLACK	x
21	77040025000	FREEWHEEL HUB	1
22	00120500810	AH SCREW DIN6912-M5X8 10.9	8
29	49030090000	DOWEL 9,8 X 7 X 10	2
30	0015060503	HH COLLAR SCREW M 6X50 WS=8	1
31	0015060303	HH COLLAR SCREW M 6X30 WS=8	3
32	0015060203	HH COLLAR SCREW M 6X20 WS=8	2
34	0015050163	HH COLLAR SCREW M 5X16 WS=8	2
35	0014060103	HH COLLAR SCREW M 6X10 WS=8	2
36	0015060163	HH COLLAR SCREW M 6X16 WS=8	2
37	0015060253	HH COLLAR SCREW M 6X25 WS=8	2
38	0015060953	HH COLLAR SCREW M 6X95 WS=8	2
39	0603061001	CU-SEAL RING DIN7603-6X10X1	1

067703905 / C077703905

* NEW PART

X AS REQUIRED

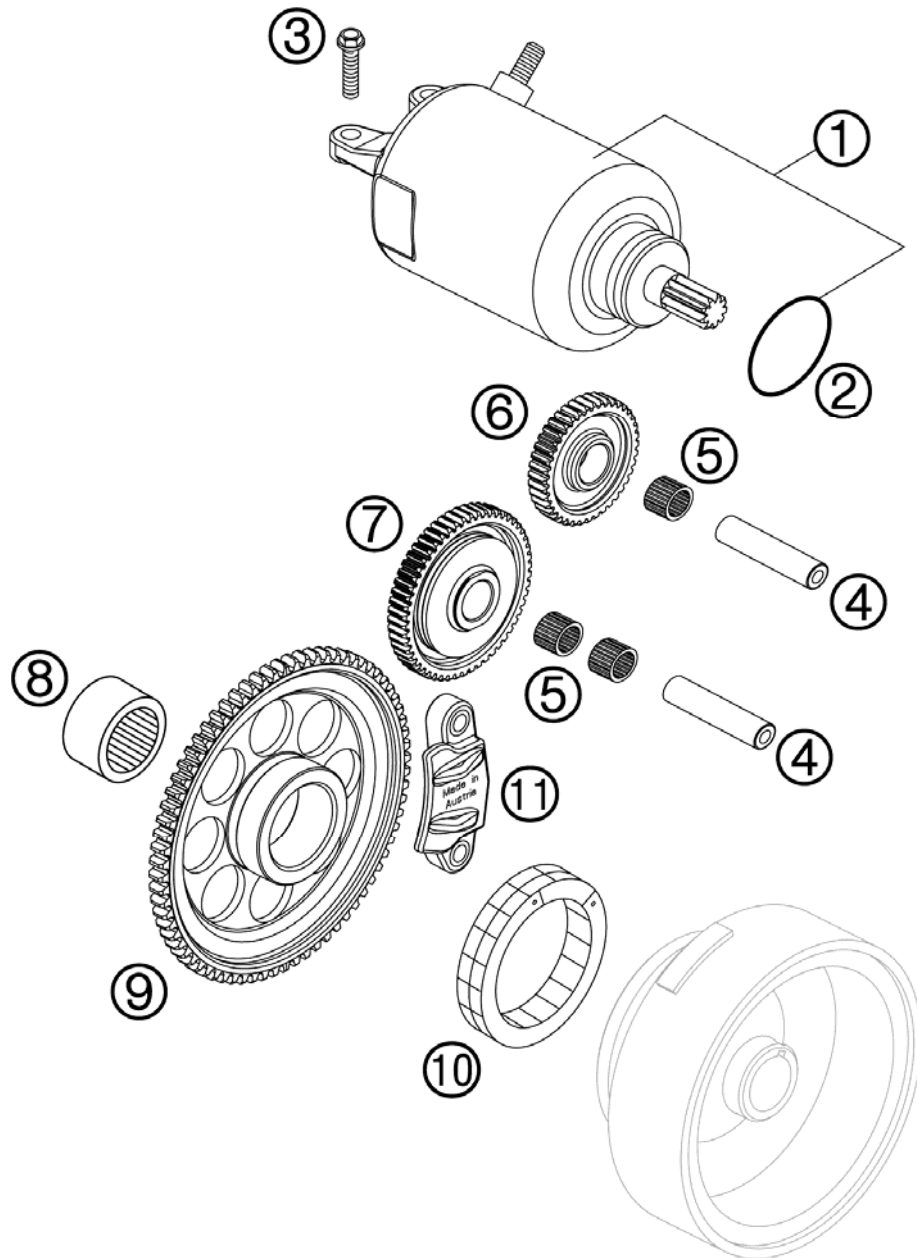


FIG	PART NUMBER	DESCRIPTION	QTY
1	77040001000	E-STARTER ENGINE 2007	1
2	0770250030	O-RING 25,00X3,00 NBR 70	1
3	0015060203	HH COLLAR SCREW M 6X20 WS=8	2
4	59040029000	BEARING BOLT	2
5	0405101310	NEEDLE BEARING K 10X13X10 02	3
6	77040022000	INTERMEDIATE GEAR 36T 06	1
7	77040016000	TORQUE LIMITER CPL. 06	1
8	58033097000	NEEDLE BEARING HK 2216	1
9	77040020000	FREE WHEEL GEAR	1
10	80040026000	FREE WHEEL 03	1
11	77040027000	HOLDER FREE WHEEL GEAR 06	1

067704005 / C067704005

* NEW PART

X AS REQUIRED