

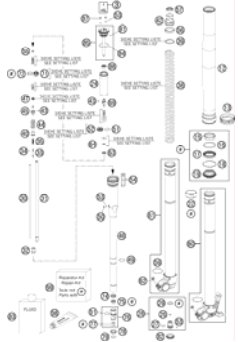
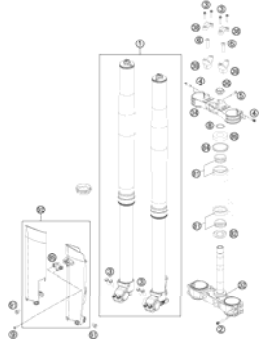
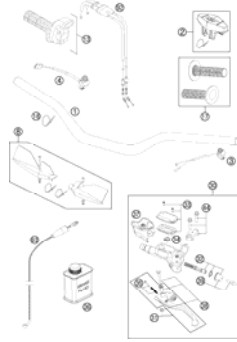
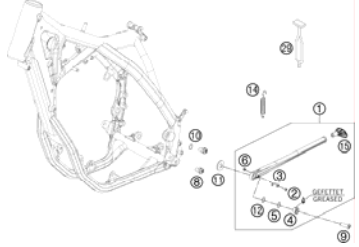
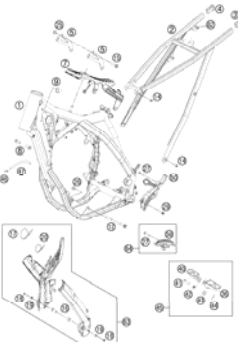
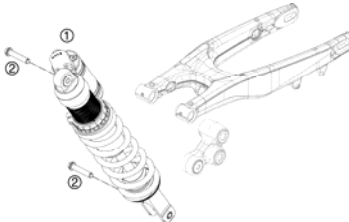
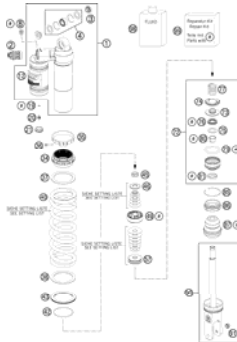
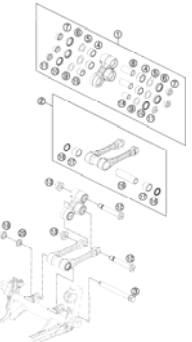
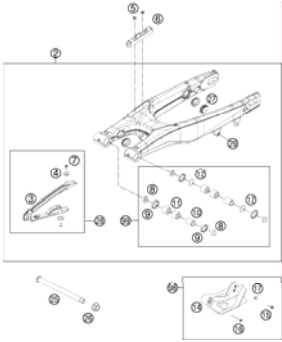
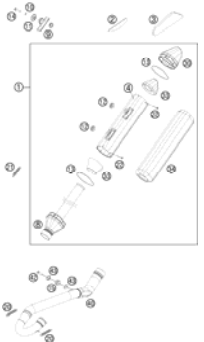
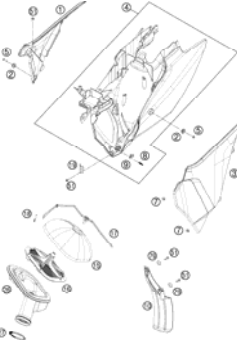
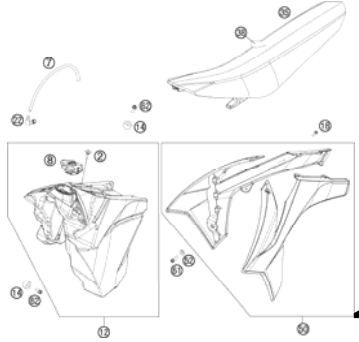
350 XC-F USA 2011


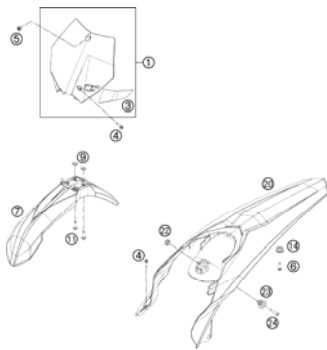
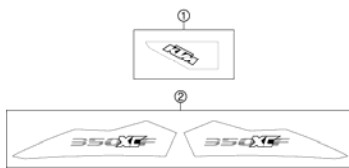
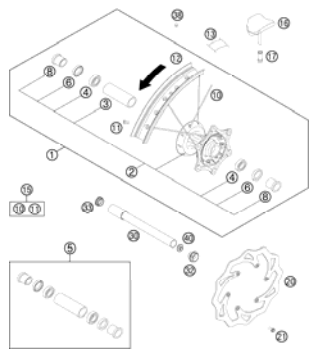
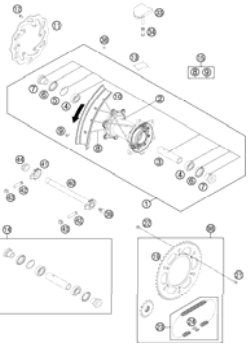
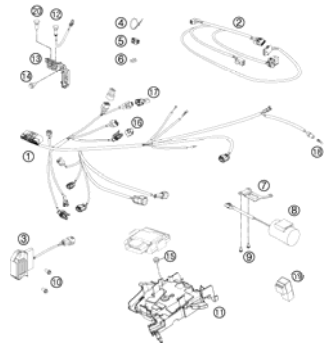

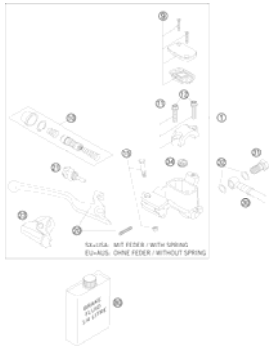
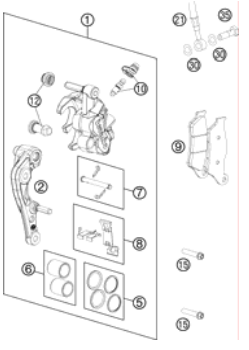
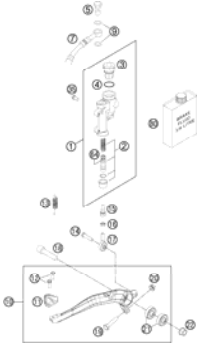
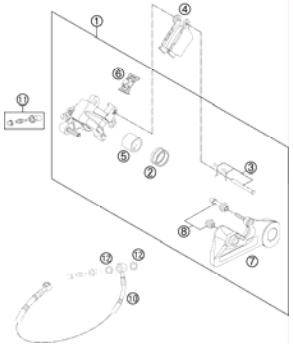
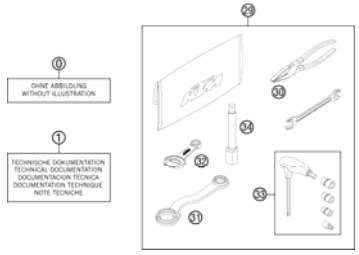
SPARE PARTS MANUAL: CHASSIS


ART.NO.: 3CF8275K0EN

ENGLISH



<p>FRONT FORK DISASSEMBLED</p>  <p>4</p>	<p>FRONT FORK, TRIPLE CLAMP</p>  <p>6</p>	<p>HANDLEBAR, CONTROLS</p>  <p>7</p>	<p>SIDE / CENTER STAND</p>  <p>8</p>
<p>FRAME</p>  <p>9</p>	<p>SHOCK ABSORBER</p>  <p>10</p>	<p>MONOSHOCK DISASSEMBLED</p>  <p>11</p>	<p>PRO LEVER LINKING</p>  <p>13</p>
<p>SWING ARM</p>  <p>14</p>	<p>EXHAUST SYSTEM</p>  <p>15</p>	<p>AIR FILTER</p>  <p>16</p>	<p>TANK, SEAT, COVER</p>  <p>17</p>

FUEL PUMP  18	MASK, FENDERS  19	DECAL  20	FRONT WHEEL  21
REAR WHEEL  22	WIRING HARNESS  24	BATTERY  25	HAND BRAKE CYLINDER  26
BRAKE CALIPER FRONT  27	REAR BRAKE CONTROL  28	BRAKE CALIPER REAR  29	ACCESSORIES KIT  30

		<p>All information contained is without obligation. KTM-Sportmotorcycle AG particularly reserves the right to modify any equipment, technical specifications, prices, colors, shapes, materials, services, service work, constructions, equipment and the like so as to adapt them to local conditions or to cancel any of the above items, all without previous announcement and without giving reasons. KTM may stop manufacturing certain models without previous notice. KTM shall not be held liable for any deviations of availability and/or ability to deliver, illustrations, descriptions, printing and/or other errors. The illustrated models partly contain extra equipment, which is not applied to standard models. © by KTM-SPORTMOTORCYCLE AG, Mattighofen AUSTRIA; All rights reserved; Reprint, also in extracts, with written allowance of KTM-SPORTMOTORCYCLE AG, Mattighofen only.</p>	

FRONT FORK DISASSEMBLED

350 XC-F USA 2011

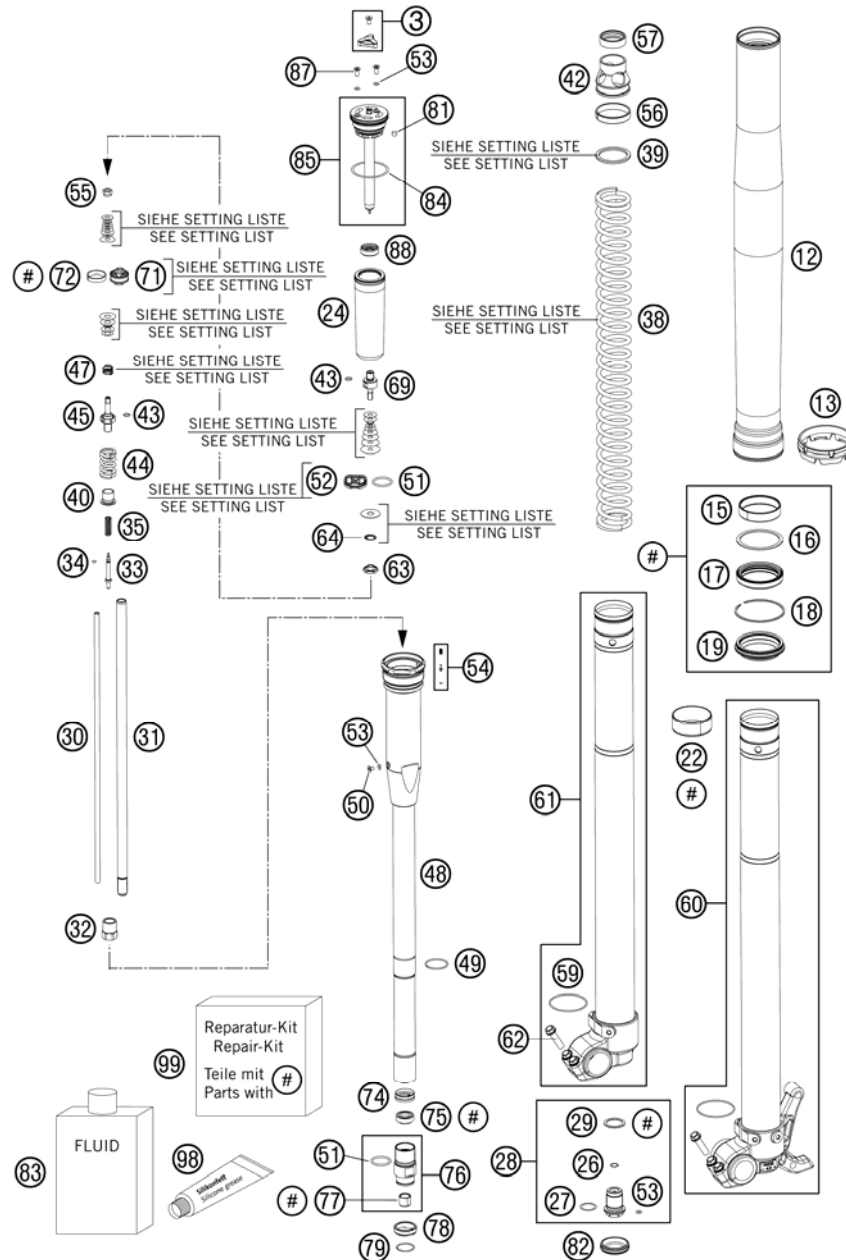


FIG	PART NUMBER	DESCRIPTION	QTY
3	48600811S	ADJUSTING KNOB + SCREW	2
12	48600736	OUTER TUBE L577 D54/60MM 2L	2
13	48600698	FORK PROTECTION RING 08	2
15	48600429	DU-BUSH D48XD52X12DDL02	2
16	48600013	SUPPORT RING 50 X 57,6 X 1,5	2
17	48600347	OIL SEAL RING 48X57,8X9,5 03	2
18	48600070	LOCK WASHER SB58	2
19	48600816	DUST SEAL	2
22	48600428	DU-BUSH D47XD49X20DDL02	2
24	48600281	MEMBRANE	2
26	48600301	O-RING NBR 9,5X1,5	2
27	46810811	O-RING NBR 17X2 PA	2
28	48600280S	SCREW BUSH M20X1 L=33 CPL.	2
29	48600275	COPPER WASHER 20,5X26X1	2
30	48600269	ADJUSTING TUBE L=371	2
31	48600464	PISTON ROD SXS 2005	2
32	48600459	COUNTERNUT M12X1 WS17	2
33	48600887	REBOUND NEEDLE SX	2
34	48600298	O-RING 2X1,5 NBR	2
35	48600444	REBOUND SPRING C=4N/MM	2
38	91410020S	SPRING 4,8N/MM SET D=5,25 MM	x
38	91410027S	SPRING 4,4 N/MM SET D=5,1MM	x
38	91410028S	SPRING 4,6 N/MM SET D=5,1MM	x
38	91410030S	SPRING 5,0 N/MM	x
38	91410059S	SPRING 4,0 N/MM SET	x
38	91410060S	SPRING 4,2 N/MM SET D=5,0MM	x
39	48600456	SPACER 43X35X2,5	x
39	48600457	SPACER 43X35X5	x
39	48600458	SPACER 43X35X1,5	x
40	48600525	GUIDING BUSH REBOUND SPRING	2
42	48600520	SPRING SUPPORT	2
43	48600299	O-RING 6X1,2 NBR	4
44	48600578	SPRING REB. L=32 C=37 DI=13,9	2
45	48600576	PISTON ROD REBOUND	2
47	48600382	SHUTTLE VALVE SPRING C=0,4	2

117710130 / C117710130

* NEW PART

X AS REQUIRED

FRONT FORK DISASSEMBLED

350 XC-F USA 2011

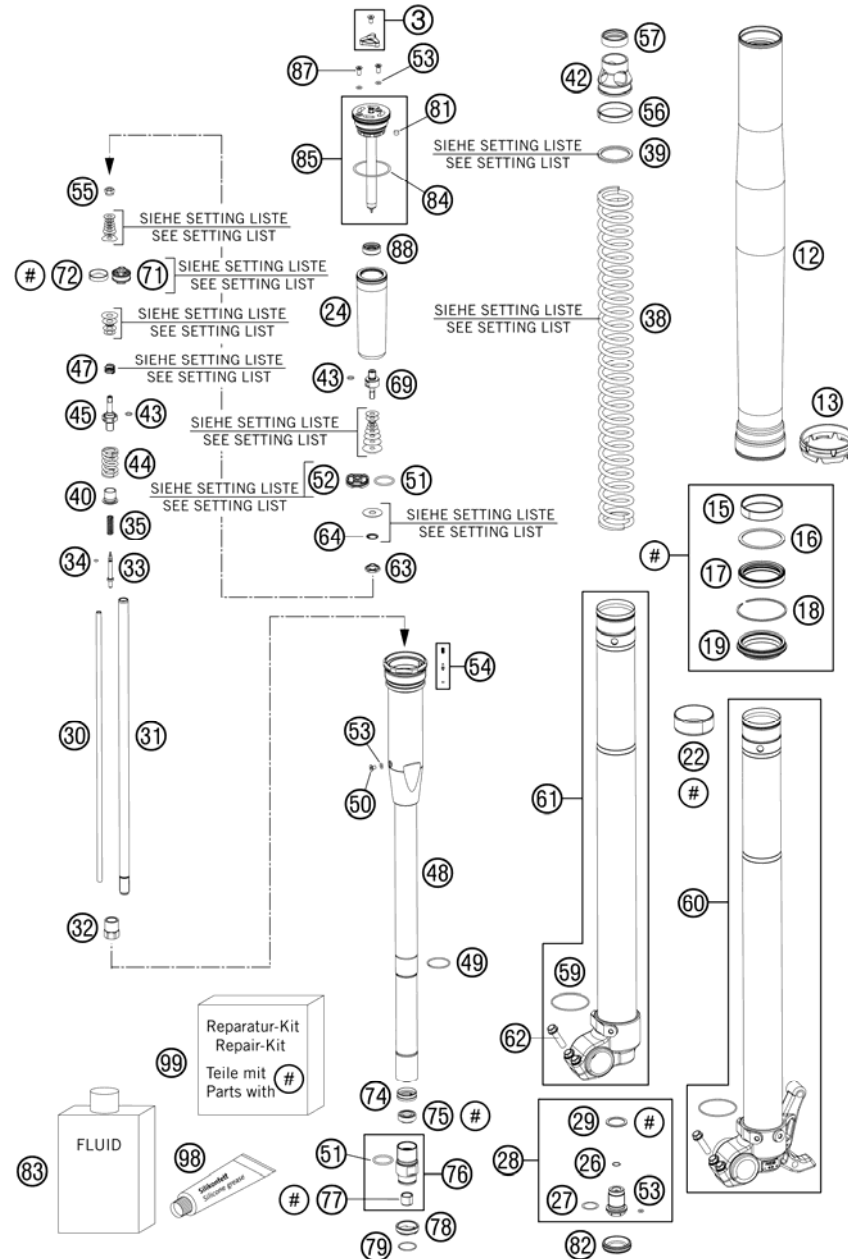


FIG	PART NUMBER	DESCRIPTION	QTY
48	48600519S3	MEMBRANE HOLDER INKL. PIN SET	2
49	48600512	LOCK WASHER D=25,5	2
50	48600542	AH SCREW M4X6	2
51	46811499	O-RING NBR 21X2	4
52	48600047	PISTON COMPRESSION D=27,9	2
53	50180222	O-RING NBR 4X1,5	8
54	48600977S	PIN KIT	2
55	40540486	NUT M6X0,5 REBOUND	2
56	48600744	GUIDE RING 44 X39	2
57	48600577	RING SPRING-SUPPORT	2
59	48600113	WASHER 32X42X2,5	2
60	48600863SA	AXLE CLAMP LEFT + TUBE CPL.	1
61	48600864SA	AXLE CLAMP RIGHT + TUBE CPL.	1
62	0025080256	HH COLLAR SCREW M8X25 TX40	4
63	48600885	NUT VALVE M6X0,5 LH=1,2	2
64	48600202	SPRING CHECK VALVE D=0,7	2
69	48600509	PISTON ROD COMPRESSION	2
71	48600575	PISTON REBOUND SX 2007	2
72	48600455	PISTON RING 5X1X68	2
74	48600296	RING D=23,45X2,65	2
75	48600829	SHAFT SEAL RING 12MM	2
76	48600760S	SCREW SLEEVE M24,5X1 CPL	2
77	48600430	DU BUSH FOR PISTON ROD	2
78	48600709	CHECK VALVE STOP	2
79	48600446	LOCK WASHER D=20	2
81	15080017	SILICON CAP	2
82	48600692	RUBBER CAP D=26,4	2
83	48600765S1	FORK OIL SAE5 5L 2008	1
84	40140024	O-RING NBR 43X2	2
85	48600516S1	SCREW CAP CPL. L=125	2
87	48600526	SCREW M4X10	4
88	48600514	MEMBRANE SLEEVE	2
98	T511	SILICONE GREASE F. DUST STRI	1
99	R14018	REPAIR KIT SEALS CC 2010	1

117710130 / C117710130

* NEW PART

X AS REQUIRED

FRONT FORK, TRIPLE CLAMP

350 XC-F USA 2011

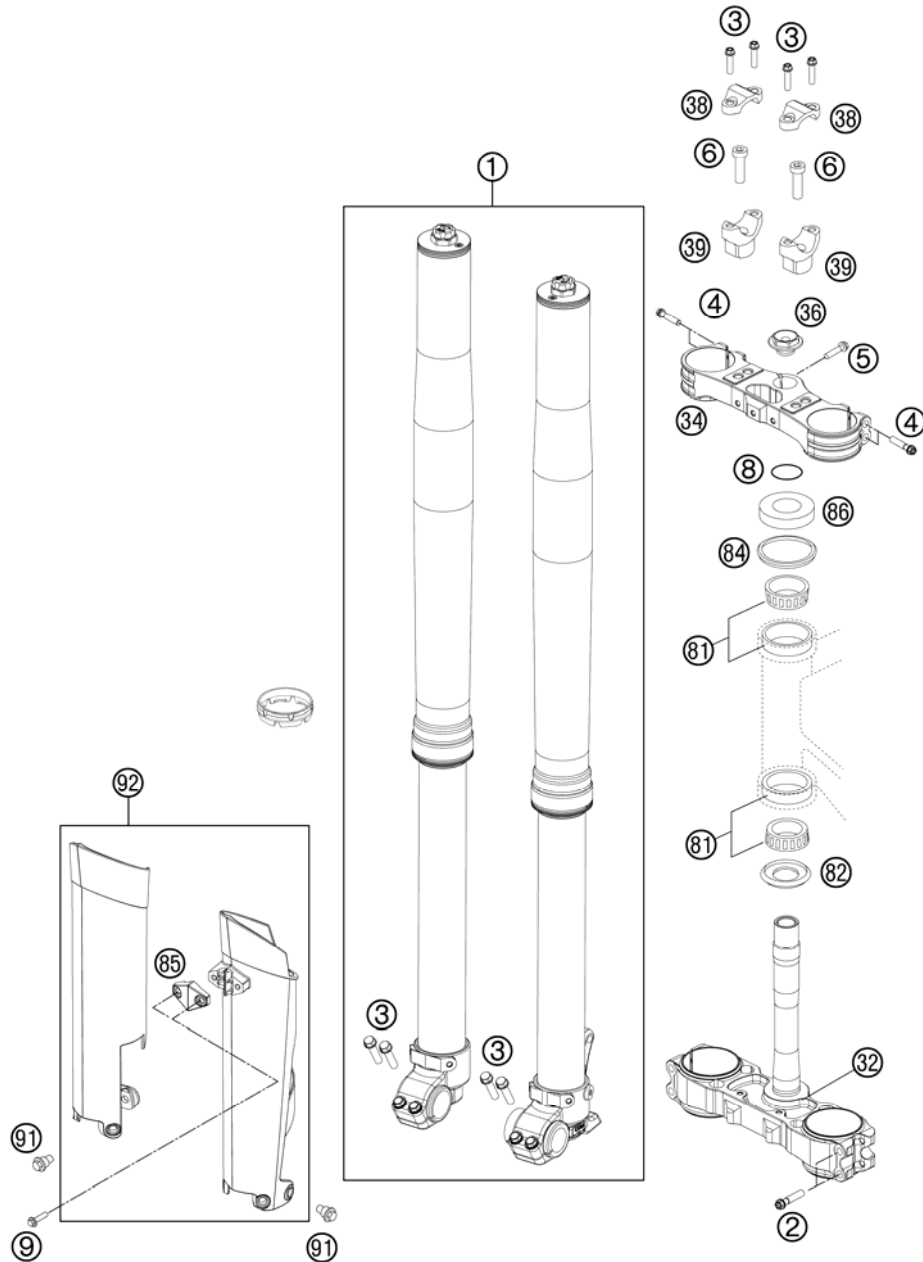


FIG	PART NUMBER	DESCRIPTION	QTY
1	14187K2201	FORK WP 250/350 XC-F 11	1
2	0025080506	HH COLLAR SCREW M8X50 TX40	4
3	0025080256	HH COLLAR SCREW M8X25 TX40	8
4	0025080406	HH COLLAR SCREW M8X40 TX40	4
5	0015080256S	HH COLLAR SCREW M8X25 WS=10 06	1
6	0912100356	AH SCREW DIN6912-M10X35 10.9	2
8	0770025035	O-RING 25X3,55 NBR70 05	1
9	0017060204	EJOT PT SCREW K60X20 ALU WS=6	2
32	7720103202230	BOTT.FORK PLATE VMT. X=22MM BL	1
34	7720103402230	TOP TRIPLE CLAMP X=22MM BLACK	1
36	54801036000	STEER.HEAD SCREW M20X1,5 WS=27	1
38	77201038000	HANDLEBAR CLAMP 28MM	2
39	59401039032	HANDLEB.SUPP. D=28MM H=32MM 05	x
39	59401039037	HANDLEB.SUPP. D=28MM H=37MM 05	x
39	59401039042	HANDLEB.SUPP. D=28MM H=42MM 05	x
81	54201081100	TAPERED ROLLER BEARING CPL. 06	2
82	54601084100	O-RING SUPPORT W. SEALING LIP	1
84	54601184000	STEERING HEAD GASKET TOP	1
85	7800108500028	CLAMP F. SPEED. CABLE D=6MM 08	1
86	54201086000	STEERING HEAD COVER	1
91	59001092050	SPECIAL SCREW M6X12,5 WS=8	6
92	7800109410028	FORK PROTECT. L/S+R/S WHITE 09	1

117710110 / C117740110

* NEW PART

X AS REQUIRED

HANDLEBAR, CONTROLS

350 XC-F USA 2011

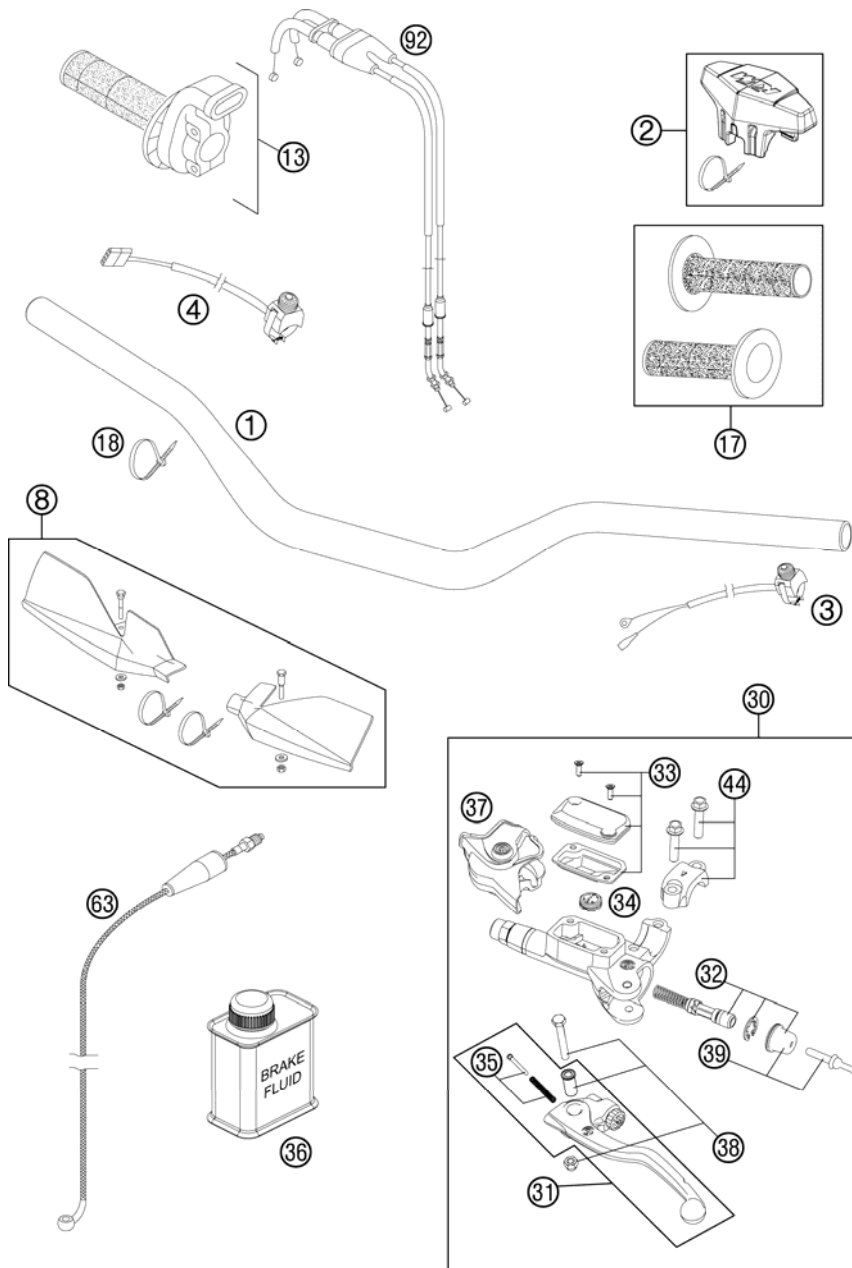


FIG	PART NUMBER	DESCRIPTION	QTY
1	7730200110017	HANDLEBAR RENTAL SX 28MM 08	1
2	77202002100	BAR PAD CPL.	1
3	50311089200	SHORT CIRCUIT BUTTON 02	1
4	59411074000	STARTER CONTROL 04	1
8	7700207900004	HAND GUARDS CPL.L/S+R/S OR. 06	1
13	77002010100	THROTTLE GRIP CPL. 4-ST. 09	1
17	54802021200	GRIP-SET GRAY/ORANGE 09	1
18	44011076140	CABLE TIE 140/2,5MM BLACK	x
18	44011076200	CABLE TIE 200/3,6MM BLACK	x
30	54802030044	MASTER CYLINDER CPL. 06	1
31	54802031000	CLUTCH LEVER CPL. BREMBO 06	1
32	54802032000	REP. KIT PISTON 06	1
33	54802003000	COVER HYD. CLUTCH CPL.	1
34	54802051000	VALVE	1
35	54802052000	BOLT KPL.	1
36	00062030000	BRAKE FLUID DOT5.1 0,25L	1
37	54802037000	PROTECTION CAP 06	1
38	54802038100	LEVER SCREW CPL. 06	1
39	54802046000	PUSH ROD CPL.	1
44	54802005100	CLAMP CPL. 06	1
63	54832063000	CLUTCH PIPE 06	1
92	77002091000	THROTTLE CABLE 250 SXF 2005	1

117740210 / C117740210

* NEW PART

X AS REQUIRED

SIDE / CENTER STAND

350 XC-F USA 2011

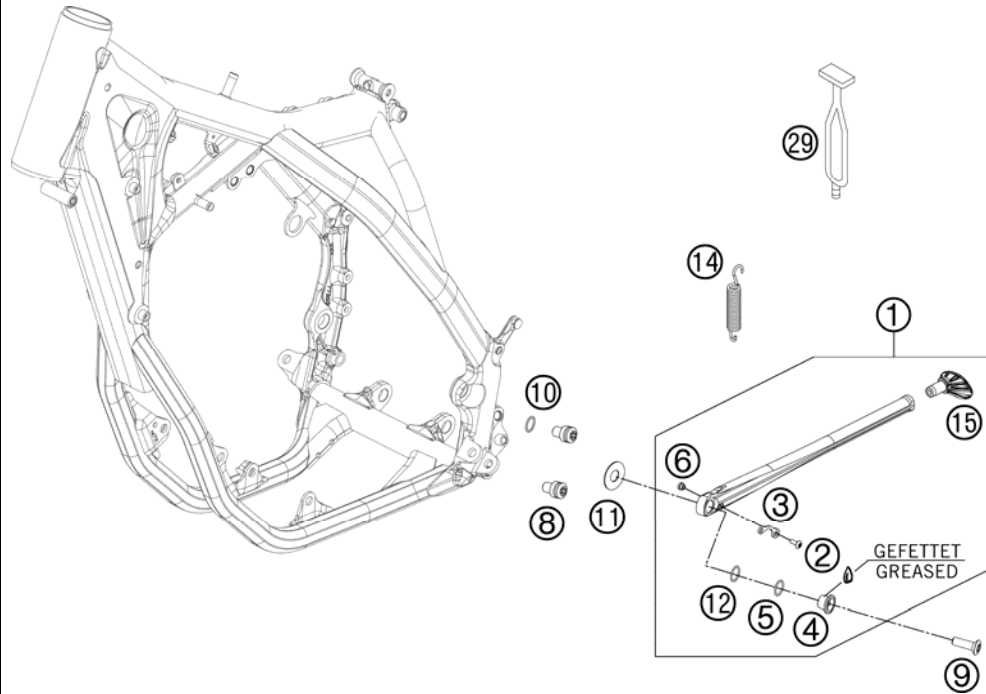


FIG	PART NUMBER	DESCRIPTION	QTY
1	78003023044	SIDE STAND CPL. 08	1
2	58605083014	SCREW M5X14 TORX 25 07	1
3	78003023090	SPRING BRACKET F. SIDE ST. 08	1
4	78003023080	SIDE STAND BUSHING EXC USA 08	1
5	0770180020	O-RING 18,00X2,00 NBR 70	1
6	78003023070	SPACER BUSH. SPRING BRACKET	1
8	78003023182	SIDE STAND STOP SCREW M10X12	2
9	0019080206S	FLAT HEAD SCREW M. ISA45 M8X20	1
10	0770120020	O-RING 12,00X2,00 NBR 70	1
11	78003023083	WASHER F. SIDE STAND 12,2X29,5	1
12	0770125015	O-RING 12,5X1,5 NBR	1
14	78003024100	SIDE STAND SPRING 08	1
15	78003023055	STAND BASE	1
29	50303018000	RUBBER L=145MM	1

117740360 / C117740360

* NEW PART

X AS REQUIRED

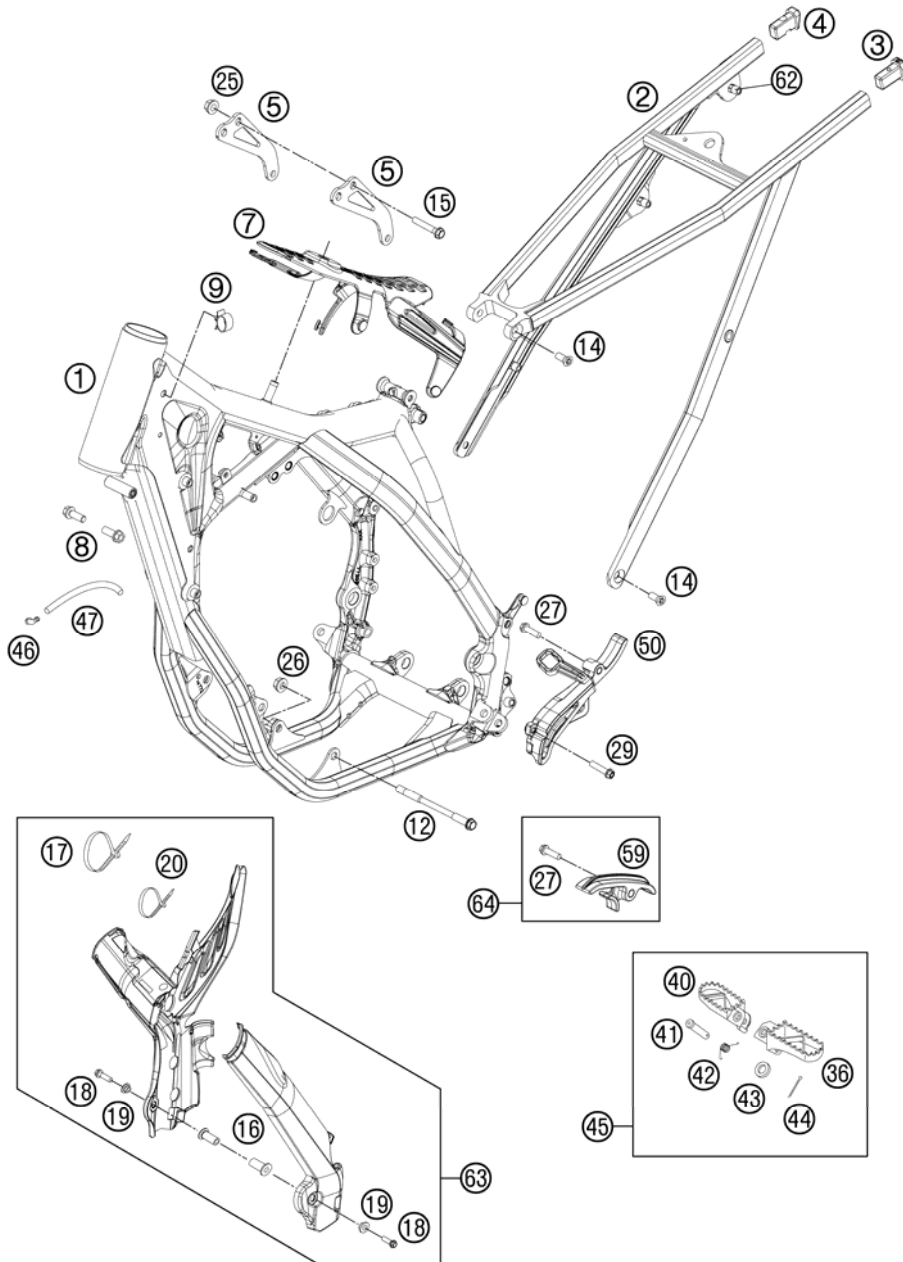


FIG	PART NUMBER	DESCRIPTION	QTY
1	7720300110033	FRAME BLACK M. "772K4"	1
2	77203002000	SUB FRAME SX	1
3	78003002010	SUB FRAME APPLICATION LEFT 08	1
4	78003002020	SUB FRAME APPLICATION RIGHT 08	1
5	77203013000	REINFORCING B. 350 SX-F	2
7	77207012000	TANK REST RUBBER	1
8	0025080166S	HH COLLAR SCREW M8X16 TX40	2
9	57013072100	WIRING HOLDER 16MM	1
12	77203014000	ENGINE BRAC.SCR. M10X115	2
14	0019080206S	FLAT HEAD SCREW M. ISA45 M8X20	4
15	56530079000	CYLINDER HEAD SCREW M8X44	3
16	54803092050	BLIND PLUG-IN NUT M5 WN 22A 03	2
17	44011076305	CABLE TIE 300/4,8MM BLACK	3
18	0738050250	COU.SUNK SCR. AH ISO7380 M5X25	2
19	54803092060	BUSH F. FRAME PROTECTION 03	2
20	44011076140	CABLE TIE 140/2,5MM BLACK	1
25	54310086200	SELF LOCKING NUT M8 10.9	3
26	54310086100	SELF LOCKING NUT M10 CU WS=14	2
27	0025080306	HH COLLAR SCREW M8X30 TX40	2
29	0025060406	HH COLLAR SCREW M6X40 TX30	1
36	59003040250	FOOT PEG L/S SILVER 02	1
40	59003041250	FOOT PEG R/S SILVER 02	1
41	54803044000	BOLT FOR FOOT PED 03	2
42	54603041000	FOOTREST SPRING L/S & R/S	2
43	0125100003	WASHER DIN0125-A10,5	2
44	0094032253	PIN DIN0094-3,2X25 STEEL	2
45	5030314013390	FOOTPEG L.+R. CPL. 03	1
46	50303089000	ANGLE PIECE '97	2
47	55007016001	PVC-HOSE 7X10 PER METER	x
50	77203096000	SPROCKET COVER 350 SX-F	1
59	77203053000	CHAIN SLIDING PIECE BELOW	1
62	77303139000	BLIND RIVET NUT EM6-60LF/HX	x
63	77203094000	PLASTIC FRAME PROTECTION SET	1
64	77203053010	CHAIN SLIDING KIT BELOW CPL.11	1

117750310 / C117750310

* NEW PART

X AS REQUIRED

SHOCK ABSORBER

350 XC-F USA 2011

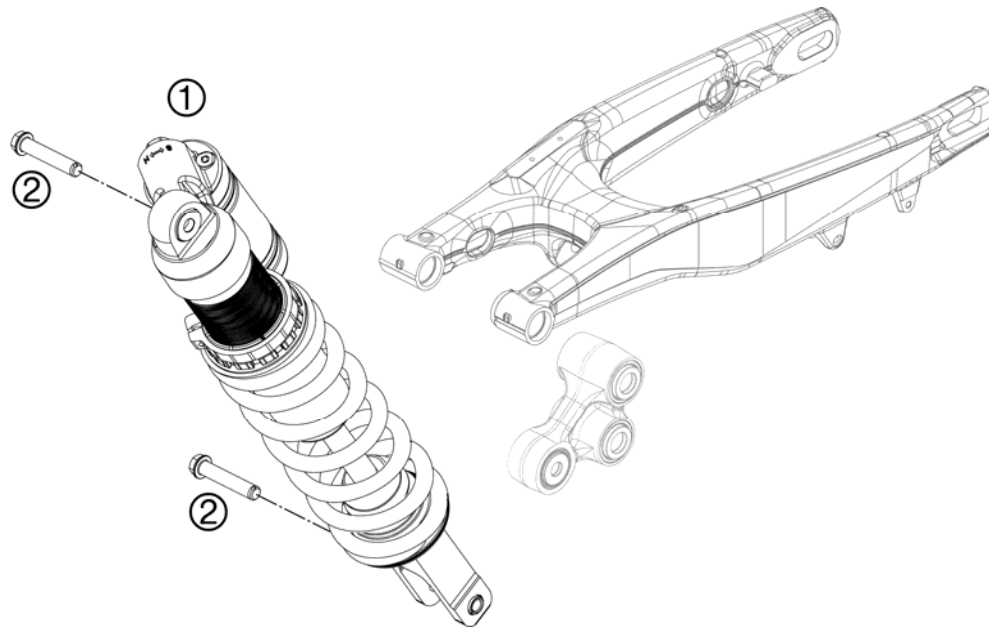


FIG	PART NUMBER	DESCRIPTION	QTY
1	18187K2201	MONOSHOCK LINK 250/350 XC-F 11	1
2	77204089000	HH COLLAR SCREW M10X52 SW13	2

117710410 / C117740410

* NEW PART

X AS REQUIRED

MONOSHOCK DISASSEMBLED

350 XC-F USA 2011

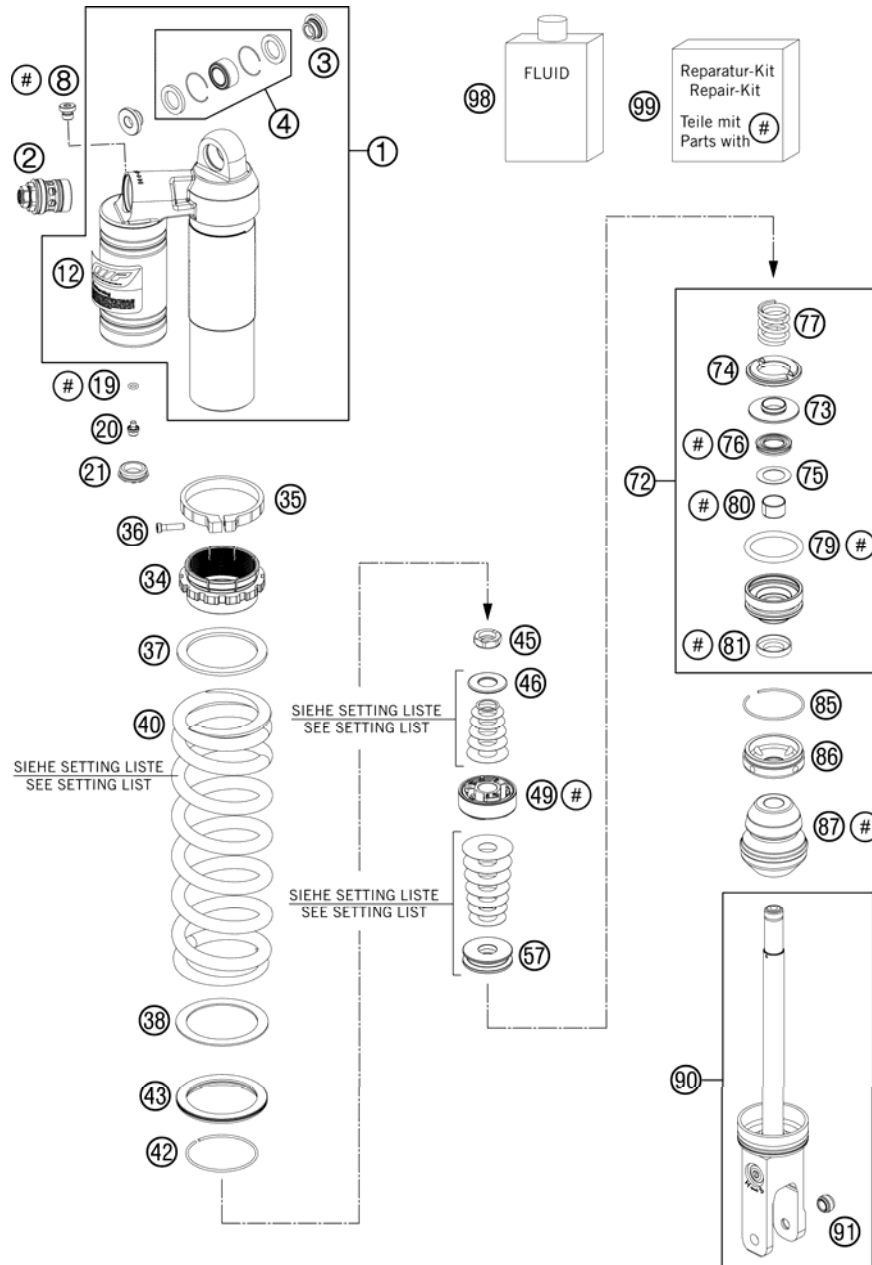


FIG	PART NUMBER	DESCRIPTION	QTY
1	50180944S1	MONOSHOCK UPPER PART CPL.	1
2	50180213S14	DCC-COMPR.DAMP.CONTROL CPL. 11	1
3	46180010	BUSH KGW 10X24	2
4	R12012	REP. KIT BEAR./SEAL UP. 07	1
8	50180095	BLEED PLUG R 1/8	1
12	52000087	STICKER WP MONOSHOCK	1
19	46810893	O-RING NBR 5,28X1,78	1
20	36120151	SCREW PLUG M5X6	1
21	46811208	RUBBER CAP "DO NOT OPEN"	1
34	50180938	ADJUSTING NUT PLASTIC	1
35	50180937	TENSIONING RING D64 H10	1
36	14460042	ALLENHEAD SCREW M5 L=20 STAINL	1
37	50180965	SPACER RING SPRING 61,3X78X3	1
38	50180793	SPACER RING ADJUSTING NUT	1
40	91210081S	SPRING 260 48 N/MM ORANGE	x
40	91210082S	SPRING 260 51N/MM D11,25 OR.	x
40	91210083S	SPRING 260 54N/MM D11,5 OR.	x
40	91210084S	SPRING 260 57N/MM D11,75 OR.	x
40	91210089S	SPRING 260 60 N/MM ORANGE	x
42	50180273	CIRCLIP 58,2X2	1
43	50180824	VALVE SPRING D80 CLOSED	1
45	50180141	PISTON ROD NUT M16X1	1
46	50180836	REBOUND DISC 16X34 T2 H0	x
49	50180786S	PISTON D50	1
57	50180801	REBOUND DISC D16X43 H8	x
57	50180961	REBOUND DISC D16X43 H12	x
72	50180603SA	ADAPTER D50 H28 CPL.	1
73	50180800	SPRING RING	1
74	50180798	REBOUND RUBBER	1
75	50180604	SHIM D29,75 X D19 X T0,4 08	1
76	50180605S	SEAL D18X30X5 08	1
77	50180780	REBOUND SPRING	1
79	50180103	O-RING 41X5	1
80	46180119	DU-BUSH 18X20X12	1
81	50180606	DUST SEAL 1828 08	1

117710430 / C117740430

* NEW PART

X AS REQUIRED

MONOSHOCK DISASSEMBLED

350 XC-F USA 2011

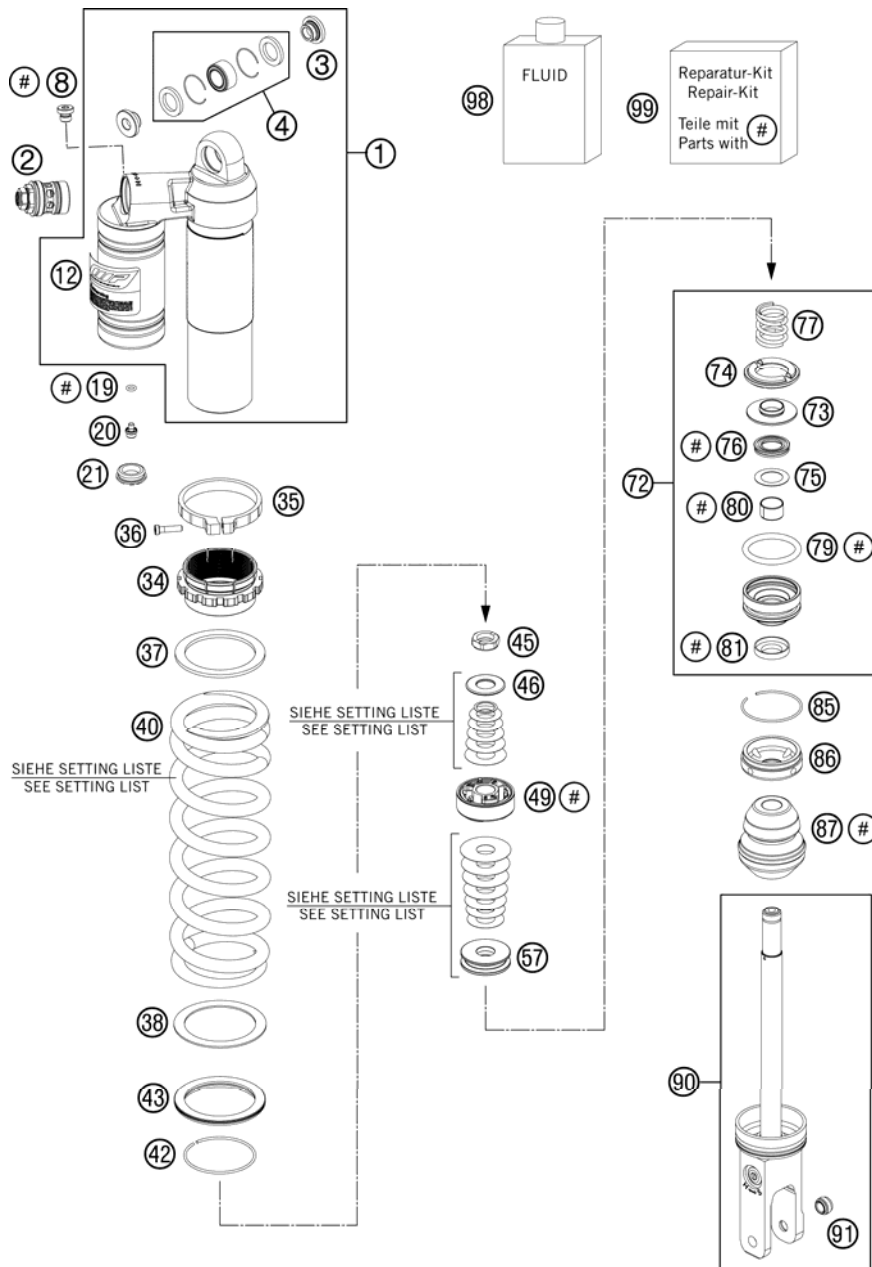


FIG	PART NUMBER	DESCRIPTION	QTY
85	50180126	CIRCLIP 53X1,75	1
86	50180626	RESERVOIR CAP D=50 H=10 09	1
87	50180775	BUMP RUBBER	1
90	50180773S1	MONOSHOCK BOTTOM PART CPL.	1
91	46811205	ADAPTOR-BUSH M10x1,50, D=15	1
98	50180751S1	SHOCK ABSORBER FLUID 5 LT	1
99	R12018	REPAIR-KIT	1

117710430 / C117740430

* NEW PART

X AS REQUIRED

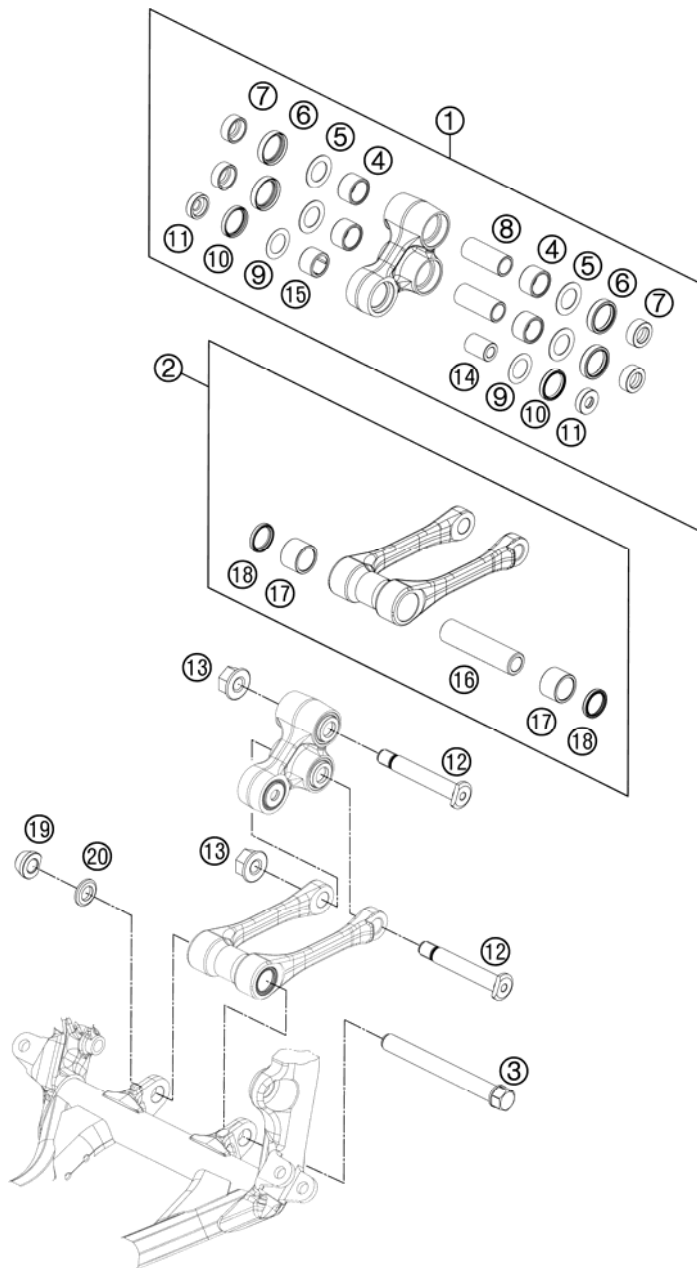


FIG	PART NUMBER	DESCRIPTION	QTY
1	7720408004401	TRIANGLE LEVER CPL.	1
2	7720408304401	PULL ROD CPL.	1
3	77404084000	BOLT TIE-ROD BEARING M14	1
4	54603097000	NEEDLE BUSH HK 2016	4
5	59033080000	SHIM 20X32X1	4
6	0760253270	SHAFT SEAL RING 25X32X7	4
7	77204080030	BUCKET FOR SHAFT SEAL RING	4
8	54603081000	BUSHING SLEEVE 15 X 20 X 48	2
9	50180604	SHIM D29,75 X D19 X T0,4 08	2
10	0760243050	SHAFT SEAL RING 24X30X5	2
11	77204080020	BUCKET FOR SHAFT SEAL RING	2
12	77204085100	BOLT FOR CANTILEVER M14	2
13	54603015000	SELF LOCKING NUT M14X1,5 WS=19	2
14	77204080010	BEARING SLEEVE 10X18X25,5	1
15	0618182416	NEEDLE BUSH HN1816 RS 18/24/16	1
16	77204084010	BEARING SLEEVE	1
17	0618222820	NEEDLE BEARING HK2220 22X28X20	2
18	0760222841	SHAFT SEAL RING G22x28x4	2
19	77404084020	NUT TIE-ROD BEARING	1
20	77404084010	WASHER TIE-ROD BEARING M14	1

117740460 / C117740460

* NEW PART

X AS REQUIRED

SWING ARM

350 XC-F USA 2011

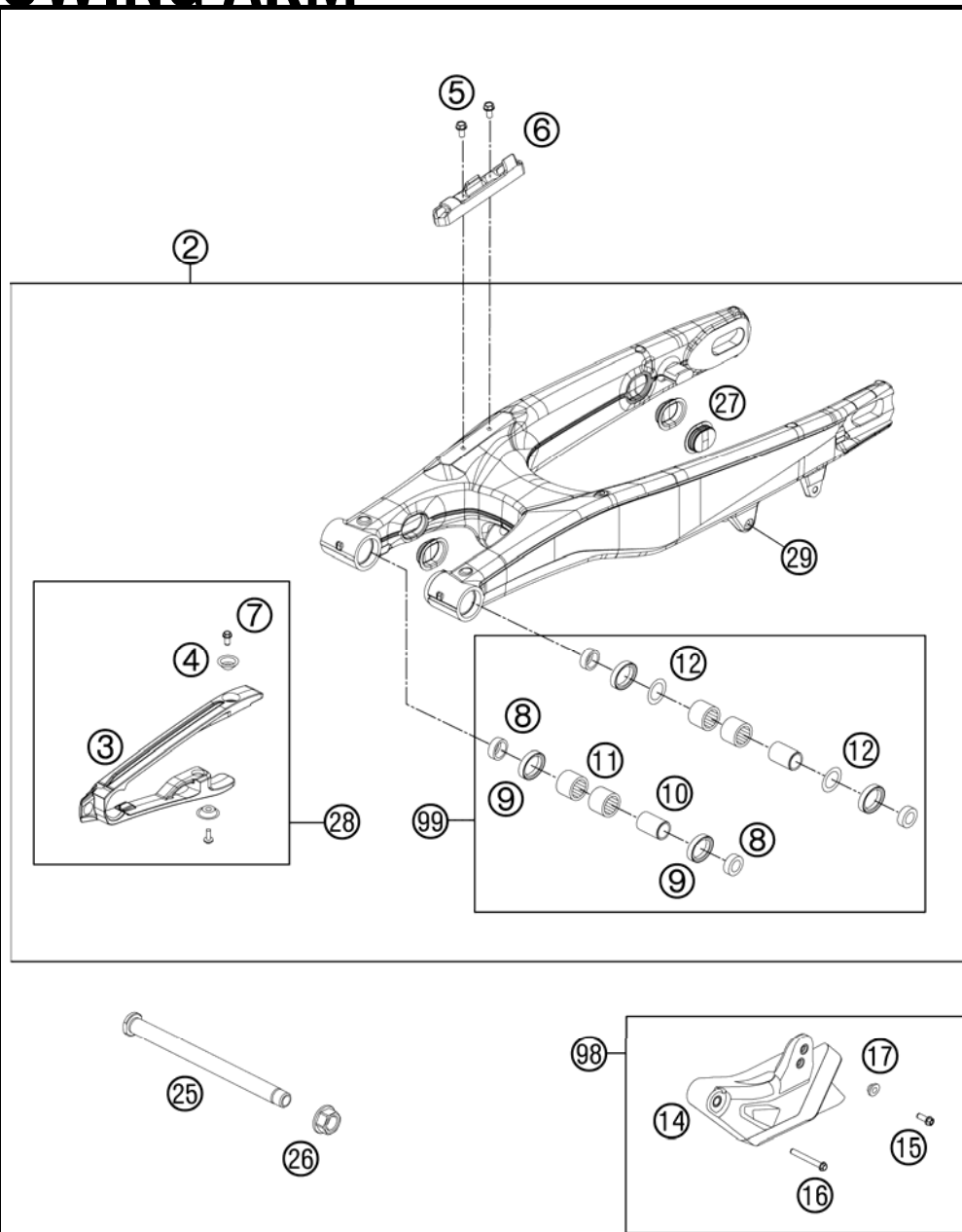


FIG	PART NUMBER	DESCRIPTION	QTY
2	77204030044	SWINGARM CPL. 11	1
3	77204066000	CHAIN SLIDING PROTECTION	1
4	77304066050	BUSHING F. CHAIN SLIDING PR.07	2
5	0009050106	EJOT SPIRAL SCREW SF M5X10-K	2
6	76504042000	BRAKE LINE GUIDE 08	1
7	59009062013	SPECIAL SCREW M6X13 WS=8 10.9	2
8	54804034000	BUCKET F. SHAFT SEAL RING 03	4
9	0760253270	SHAFT SEAL RING 25X32X7	4
10	54804032000	BUSHING SLEEVE F. SWING ARM 03	2
11	58033097000	NEEDLE BEARING HK 2216	4
12	54603036000	STOP DISK 22,2X31,7X1	2
14	77304070100	CHAIN GUIDE REAR CPL. 07	1
15	59009062019	SPECIAL SCREW M6X19 WS=8 10.9	1
16	0025060456	HH COLLAR SCREW M6X45 TX30	1
17	77304070130	BUSH. F. CHAIN FAIL. PROT. 07	1
25	77304037000	SWINGARM BOLT M16X1,5 07	1
26	54804038000	SELF LOCK.NUT M16X1,5 WS=19 03	1
27	77204041000	CLOSING COVER	4
28	77204066010	CHAIN GUARD CPL. 11	1
29	54603055051	PRESS IN NUT M6 STEEL ZINC	1
98	77304070210	CHAIN GUIDE KIT REAR 07-11	1
99	54804230210	SWINGARM REPAIR KIT 05-11	x

117710490 / C117740490

* NEW PART

X AS REQUIRED

EXHAUST SYSTEM

350 XC-F USA 2011

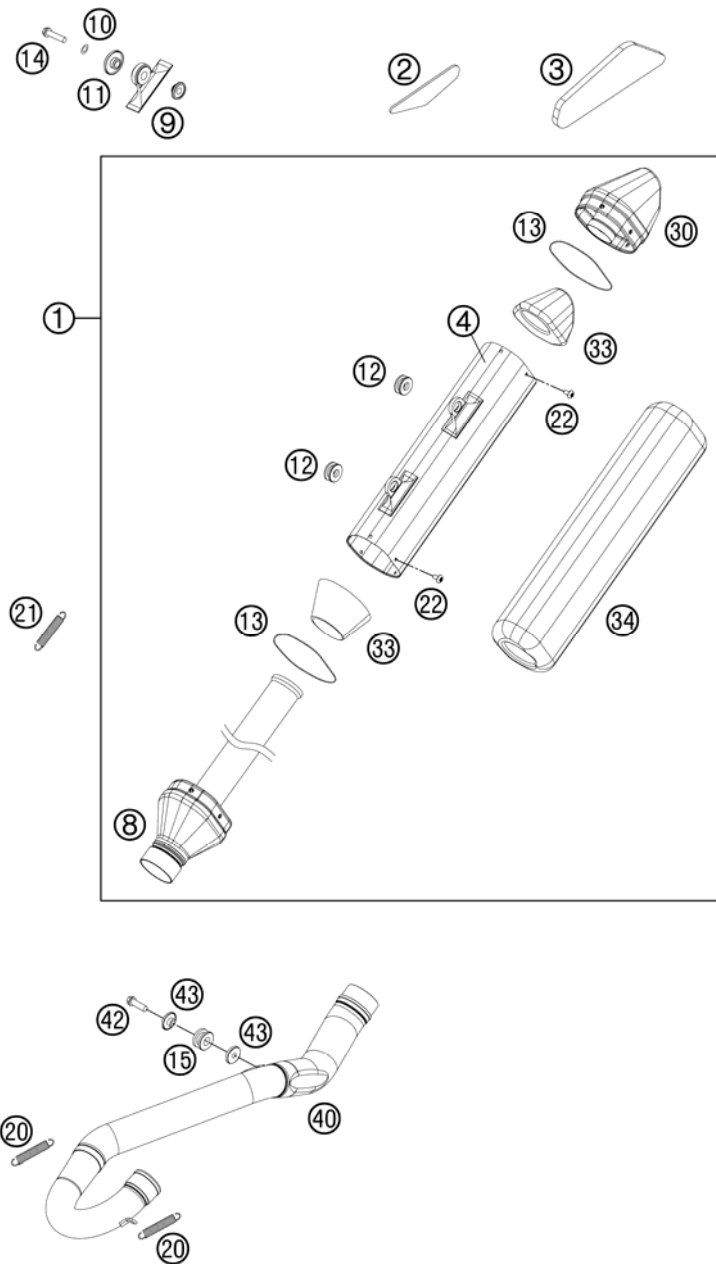


FIG	PART NUMBER	DESCRIPTION	QTY
1	77205079000	SILENCER	1
2	77308013050	THERMAL PROTECTION FOIL	1
3	77208013050	THERMAL PROTECTION FOIL	1
4	77205079056	SILENCER HOUSING	1
8	77205079050	CONNECTING CAP CPL.	1
9	77205169000	BUSHING 7.5x12x28x8.3	2
10	0137060003	SPRING WASHER DIN0137-B 6	2
11	77205069000	BUSHING 7.5x12x20x8.2	2
12	77205068000	DAMP. COMPON. BLACK	2
13	0770740015	O-RING 74,00X1,50 FKM 75SH	2
14	0025060306	HH COLLAR SCREW M6X30 TX30	2
15	54605068000	EXHAUST BRACKET RUBBER BLACK	1
20	50305016000	TEN.SPRING L=62MM EY.MOVEABLE	2
21	50305116000	TEN.SPRING L=75MM EY.MOVEABLE	1
22	58605083010	SCREW TORX M5X10 05	10
30	77205079060	ENDCAP CPL.	1
33	77005078065	STUFFING YARN 65 GRAM	2
34	77205078550	STUFFING YARN 550 GRAM	1
40	77205007000	EXHAUST MANIFOLD 350 SX-F	1
42	0025080256	HH COLLAR SCREW M8X25 TX40	1
43	59405069000	BUSHING FOR EXHAUST SUPPORT 03	2

117720510 / C117720510

* NEW PART

X AS REQUIRED

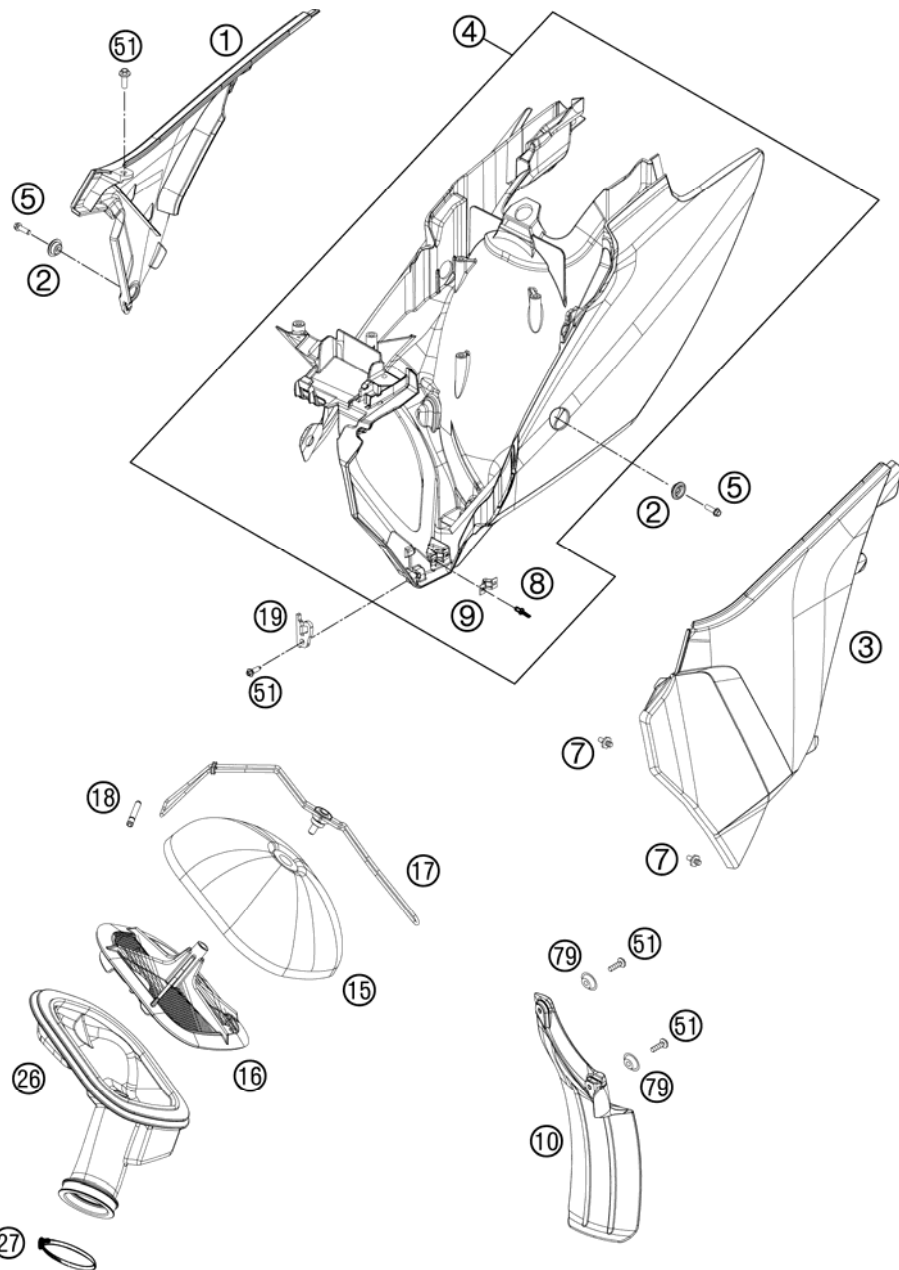


FIG	PART NUMBER	DESCRIPTION	QTY
1	7720600400004A	AIR BOX COVER OR. RIGHT SX	11
2	77308013010	COLLAR BUSH. F.REAR FENDER	07
3	7720600300004A	AIR BOX COVER OR. LEFT SX	11
4	7720600104430	FILTER BOX CPL. BLACK	11
5	0025060206	HH COLLAR SCREW M6X20 TX30	2
7	54806008051	QUICK RELEASE-NIPPLE	03
8	54806108052	BLIND RIVET 3,3X9,7 GROOVED	04
9	54806008050	QUICK RELEASE-SPRING HANGER	2
10	77306010000	FENDER FOR FILTER BOX	1
15	77206015000	AIR FILTER	1
16	77206016000	FILTER CARRIER	11
17	77206017000	FILTER SUPPORT CPL.	11
18	77306018000	FILTER SUPPORT BUSH	07
19	77206019000	FASTEN. DEVICE FILTER S. SX	11
26	77206026000	AIRBOX RUBBER	1
27	78006027000	HOSE CLAMP 45-65MM	1
51	0017060204	EJOT PT SCREW K6X20 ALU WS=6	4
79	77304066050	BUSHING F. CHAIN SLIDING PR.07	2

117710610 / C117750610

* NEW PART

X AS REQUIRED

TANK, SEAT, COVER

350 XC-F USA 2011

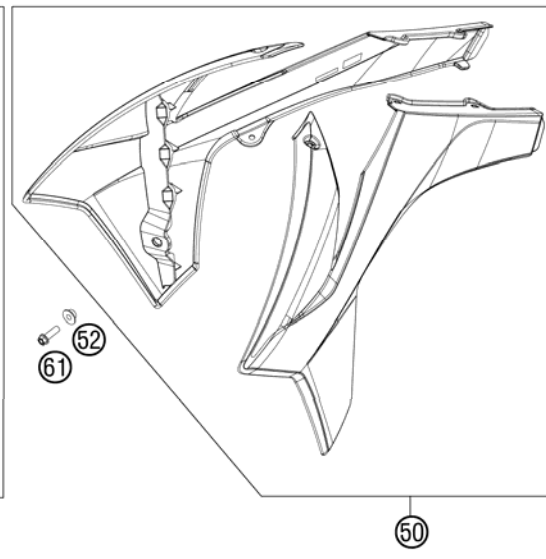
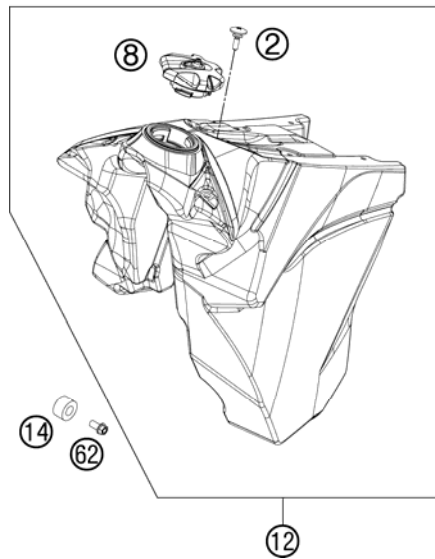
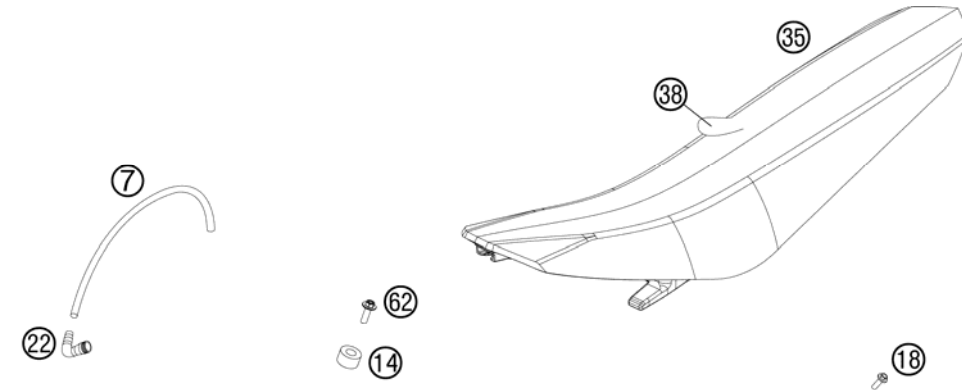


FIG	PART NUMBER	DESCRIPTION	QTY
2	50307011000	SCREW SEAT FASTENING D=6X23/18	1
7	78007000270	PVC-HOSE 5,6X10X270MM	1
8	78007008044X4	TANK PLUG ORANGE/BLACK	1
12	7740701304499	FUEL TANK CPL. 9,5L EFI EXC	1
14	50307014000	TANK ROLLER 12X26X12 '98	3
18	0017060204	EJOT PT SCREW K60X20 ALU WS=6	8
22	51030022000	ANGLE PIECE 90 DEGREE M10X1	1
35	77207040000	SEAT CPL.	1
38	77207040050	SEAT COVER	1
50	7720805400004A	SPOILER KIT ORANGE SX/XC 2011 WITH DECAL	1
52	50308052000	BUSH FOR SPOILER 6X11X16X5 MM	2
61	0025060206	HH COLLAR SCREW M6X20 TX30	2
62	0025060126	HH COLLAR SCREW M6X12 TX30	3

117740710 / C117740710

* NEW PART

X AS REQUIRED



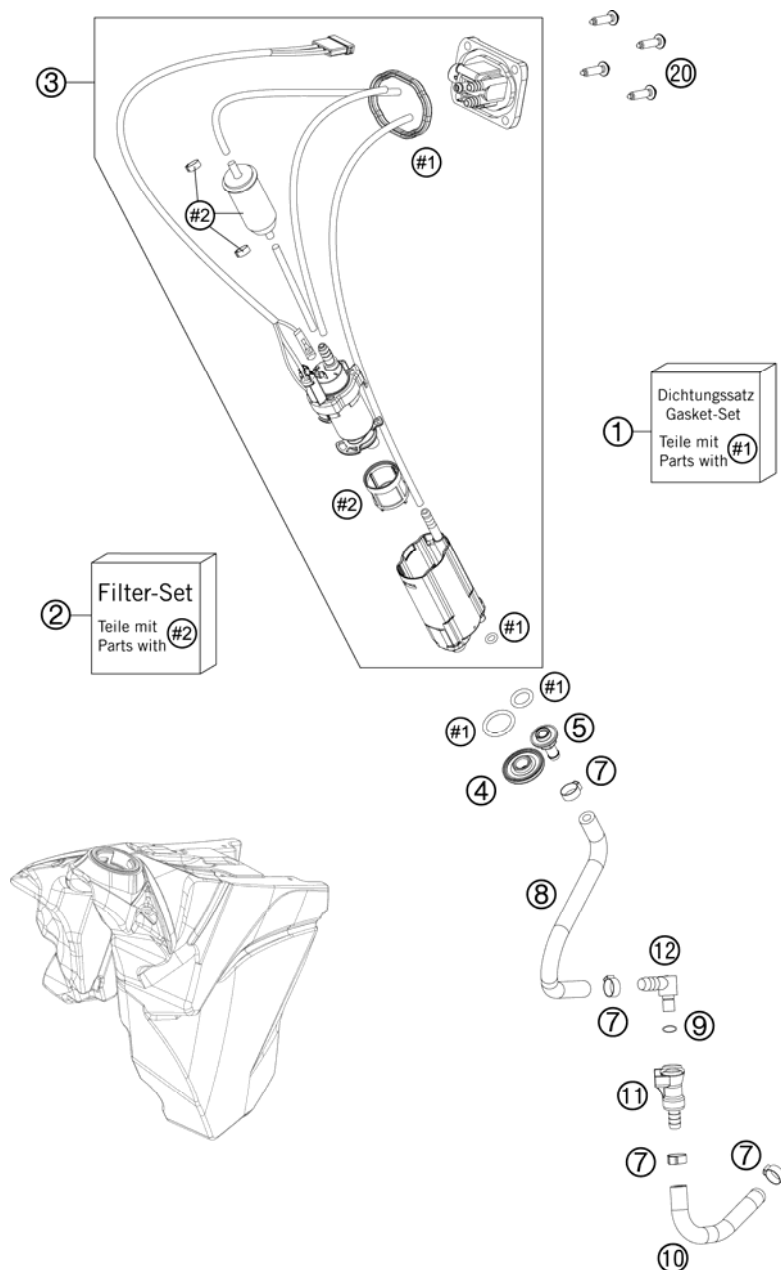


FIG	PART NUMBER	DESCRIPTION	QTY
1	78107089000	GASKET KIT	1
2	81207090000	FILTER KIT	1
3	78107088000	FUEL PUMP CPL. EXC	1
4	78107088014	NUT F. FUEL PUMP M12	1
5	78107088017	FUEL CONNECTOR M8	1
7	00050157706	VARIABLE ONE-EAR CLAMP 15,7MM	4
8	77207116000	FUEL HOSE TANK	1
9	58507012000	O-RING VITON F. PLUG CPC 05	1
10	77407016000	FUEL HOSE PREFORMED THR.BODY	1
11	5850701050030	CLUTCH CPC BLACK 05	1
12	7720701000030	PLUG CPC	1
20	0017060253	EJOT PT SCREW K60X25-Z SW=6	4

117740730 / C117740730

* NEW PART

X AS REQUIRED

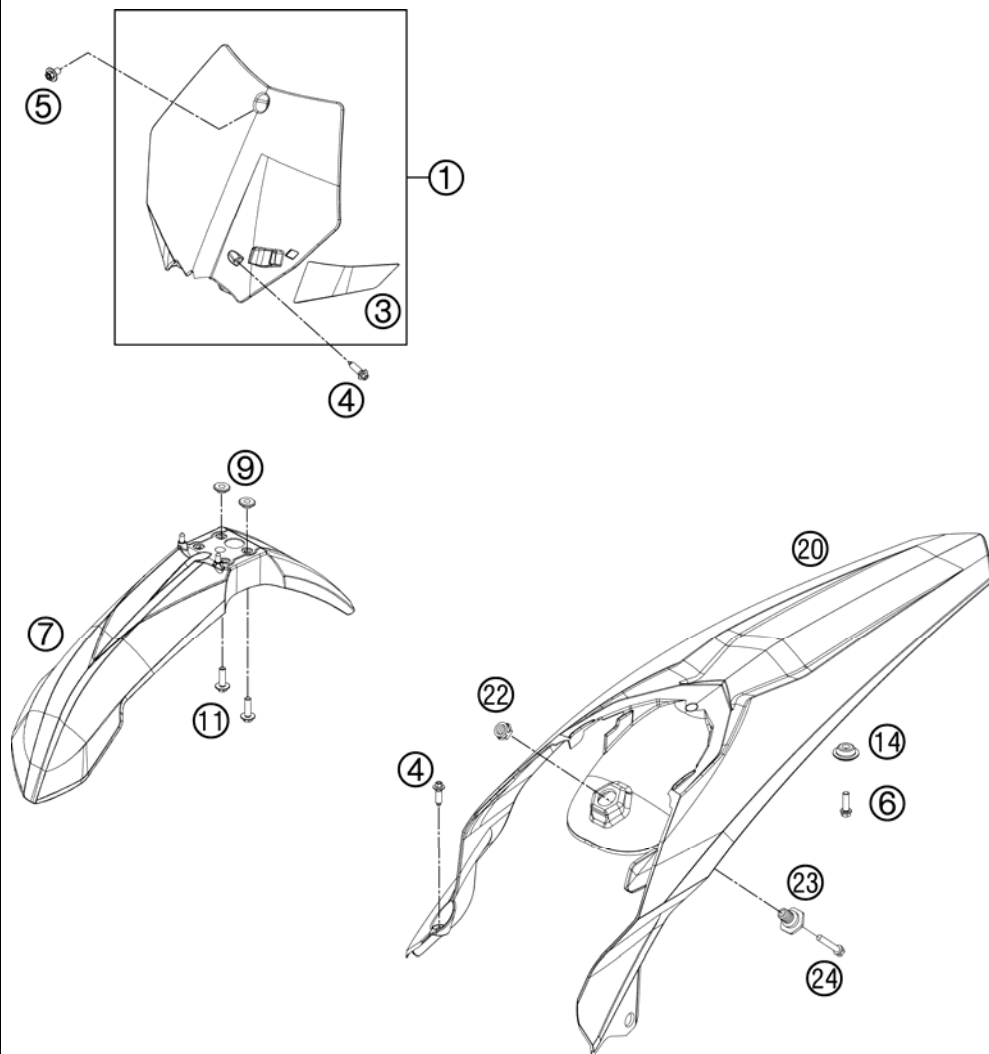


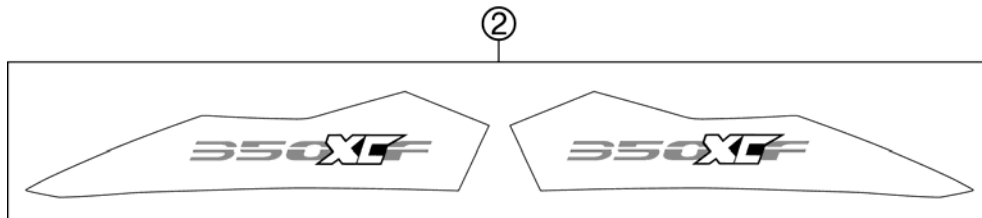
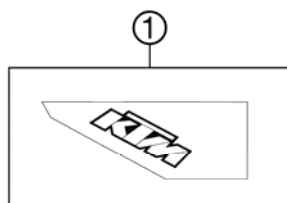
FIG	PART NUMBER	DESCRIPTION	QTY
1	7730800704428	START NUMBER PLATE CPL. WHITE	1
3	7730802200030	BRAKE HOSE GUIDE BLACK 08	1
4	0017060204	EJOT PT SCREW K60X20 ALU WS=6	2
5	0024060106	HH COLLAR SCREW M6X10 TX30	1
6	0025050166	HH COLLAR SCREW M5X16 TX30	2
7	7730801000004	FRONT FENDER 07	1
9	54808020000	SPACER BUSHING 03	4
11	0024060206	HH COLLAR SCREW M6X20 TX30	4
14	77308013010	COLLAR BUSH. F.REAR FENDER 07	2
20	7720801300028	REAR FENDER SX WHITE 11	1
22	50314057050	COLLAR NUT M12X1/WS17 H=5MM	1
23	54807048000	BUSHING FOR SEAT FASTENING 03	1
24	0025060256	HH COLLAR SCREW M6X25 TX30	1

117710810 / C117740810

* NEW PART

X AS REQUIRED

FIG	PART NUMBER	DESCRIPTION	QTY
1	77208098100	DECAL NUMBER PLATE SX 11	1
2	77208098300	DECAL REAR PART 350 XC-F 11	1



117750830 / C117750830

* NEW PART

X AS REQUIRED

FRONT WHEEL

350 XC-F USA 2011

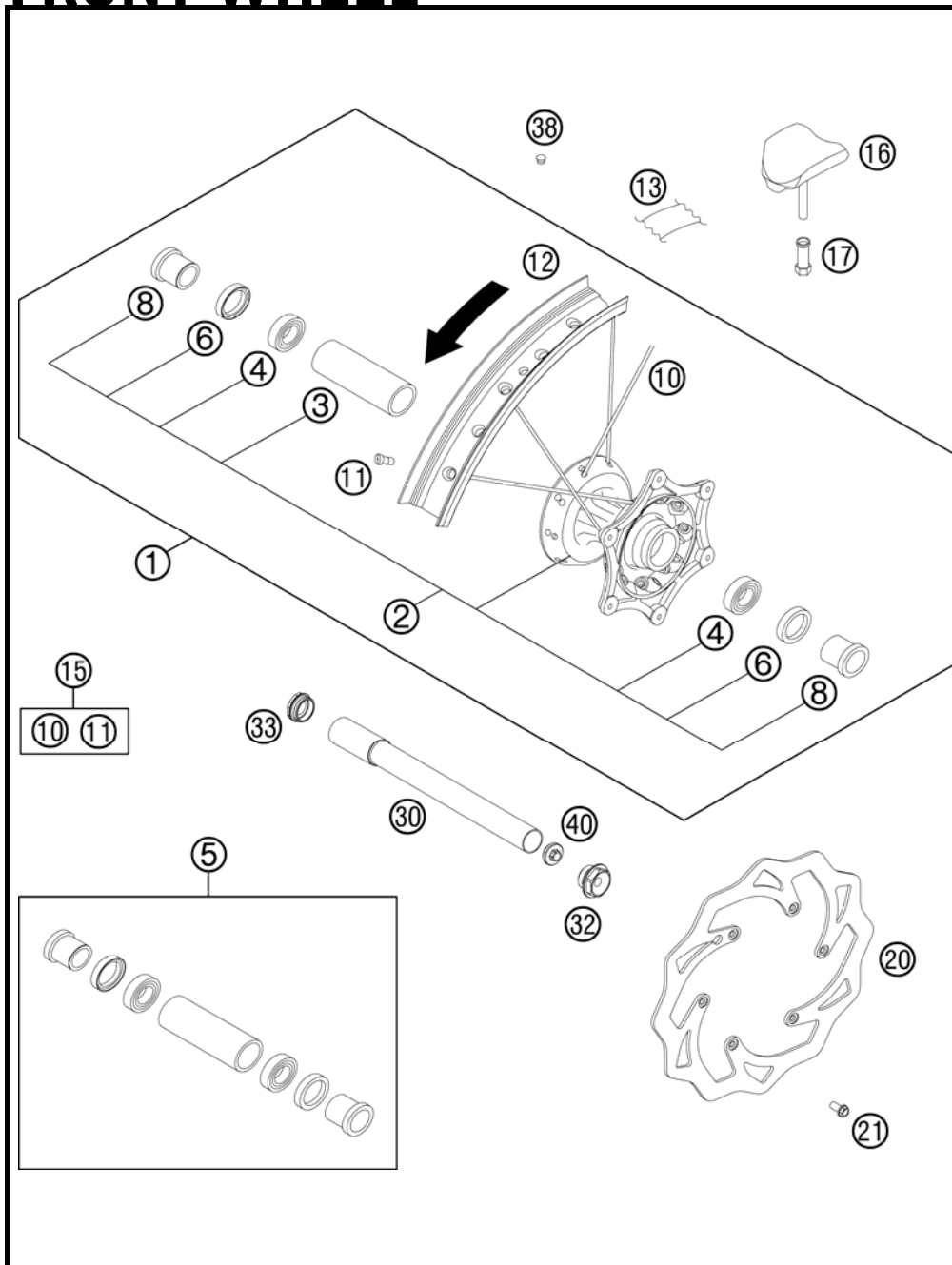


FIG	PART NUMBER	DESCRIPTION	QTY
1	51509001044	FRONT WHEEL CPL.6X21"EXCEL XC	1
2	78009010144	FRONT WHEEL HUB CPL.	1
3	54809011000	BEA.SPACERTUBE 35X2 L=79,4 03	1
4	0625069068	GR.BALL BEAR.6906 DDU2CG23S6NM	2
5	78009015000	FRONT WHEEL REP. KIT	1
6	0760354771	SHAFT SEAL RING 35X47X7 TC	2
8	78009012000	SPACER BUSHING F. FR. WHEEL 08	2
10	77109071226	SPOKE M4,5x226-21" 11	36
11	77109072000	SPOKE NIPPLE M4,5 AL 11	36
12	51509070000	RIM FRONT 1,6"x21" EXCEL AL7	1
13	50309073000	RIM BAND 21"	1
15	00050000916	SPOKE KIT FRONT "21"	x
16	51009100100	RIM LOCK VM1 (1,60")	1
17	50310090050	NUT FOR WHEEL HOLDER '96	1
20	77309060000	BRAKE DISC FRONT 260	1
21	59009062013	SPECIAL SCREW M6X13 WS=8 10.9	6
30	77309081000	WHEEL SPIN.FR. D=26 M24x1,5 07	1
32	54809082000	SPINDLE SCREW M24X1,5 WS=27 03	1
33	54809081050	PLUG BUSHING WS=27 03	1
38	55003135000	PLUG FOR RIM	x
40	54809081070	AUXILIARY SCREW FRONT 06	1

117710910 / C117740910

* NEW PART

X AS REQUIRED

REAR WHEEL

350 XC-F USA 2011

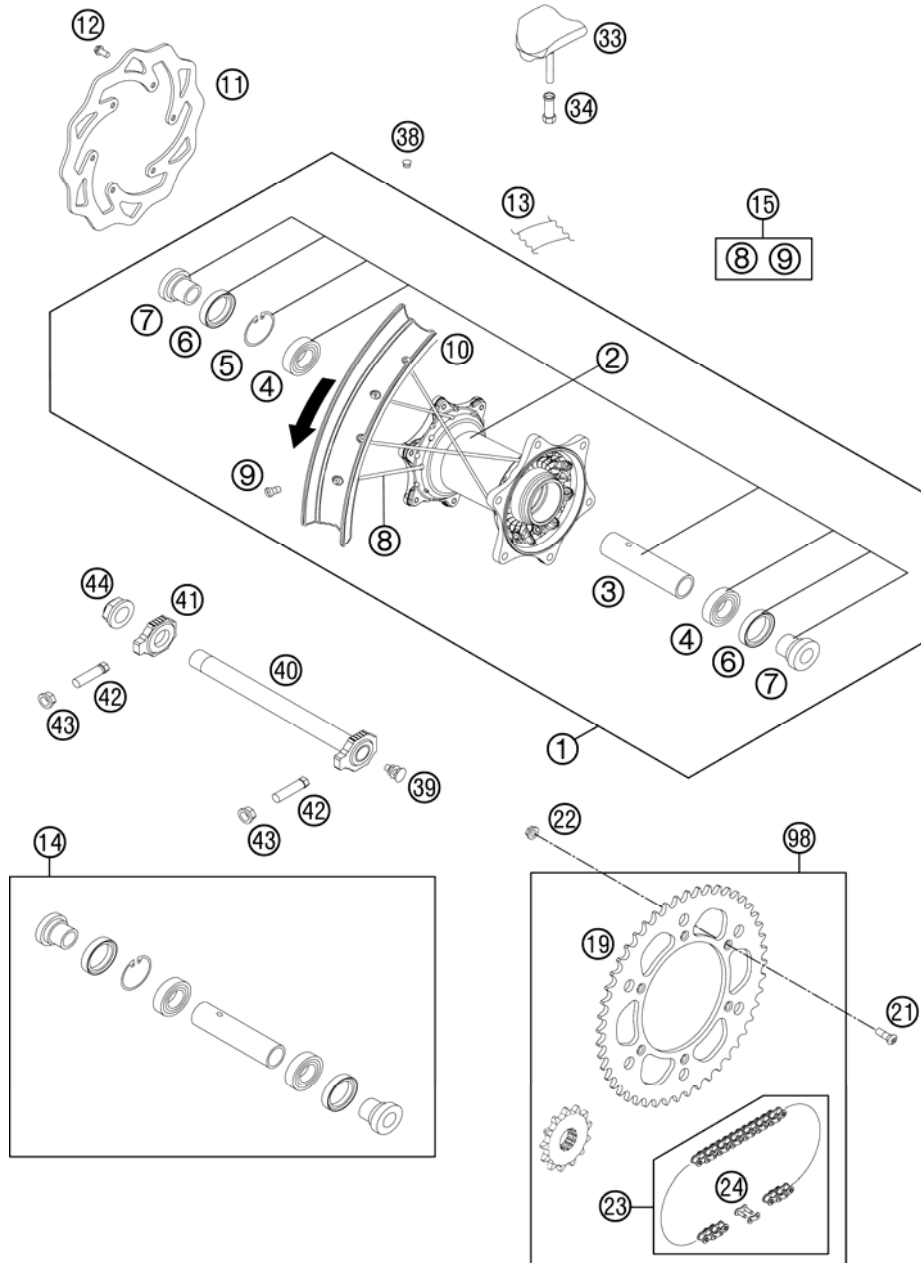


FIG	PART NUMBER	DESCRIPTION	QTY
1	51510001044	REAR WHEEL 2,15X18"EXCEL 11	1
2	78010010144	REAR WHEEL HUB CPL.	1
3	59010011000	BUSHING SPACER TUBE 121,5MM 01	1
4	0625060058	GR.BALL BEAR.6005 DDU2CG23S6NM	2
5	0472047175	CIRCLIP DIN0472-47X1,75	1
6	0760324771	SHAFT SEAL RING 32X47X7 BSL	2
7	78010016000	BUSHING FOR HUB 08	2
8	77110071193	SPOKE M4,5X193- 18"	36
9	77109072000	SPOKE NIPPLE M4,5 AL 11	36
10	51510070000	REAR RIM 2,15"X18"EX. AL7	1
11	77310060000	BRAKE DISC REAR 220	1
12	59009062013	SPECIAL SCREW M6X13 WS=8 10.9	6
13	50310073200	RIM BAND 18" AND 19"	1
14	78010015000	REAR WHEEL REP. KIT	1
15	00050000917	SPOKE KIT REAR "19"	x
19	58310051038	REAR SPROCKET 38-T	x
19	58310051042	REAR SPROCKET 42-T	x
19	58310151040	REAR SPROCKET 40-T	x
19	58310151045	REAR SPROCKET 45-T	x
19	58310151048	REAR SPROCKET 48-T	x
19	58310151049	REAR SPROCKET 49-T	x
19	58310151050	REAR SPROCKET 50-T	x
19	58310151051	REAR SPROCKET 51-T	x
19	58310151052	REAR SPROCKET 52-T	x
21	0019080266S	COUNTER-SUNK SCREW ISA45 M8X26	6
22	06923080003	HEXAGON NUT DIN EN1661 M8 SW13	6
23	78010167118	CHAIN DID 118 ROLLS	1
24	78010166000	CONNECTING LINK F. 78010167118	1
33	54010100100	RIM LOCK VM3 (2.15")	2
34	50310090050	NUT FOR WHEEL HOLDER '96	2
38	55003135000	PLUG FOR RIM	x
39	50210086000	COVERING CAP SFL16	x
40	77310085044	WHEEL SPINDLE RE. CPL.265MM 07	1
41	50310084000	CHAIN TENSIONER R/S 2000	1
42	50304040100	SCREW M10X1,25X50 WS=10	2

117711010 / C117741010

* NEW PART

X AS REQUIRED

REAR WHEEL

350 XC-F USA 2011

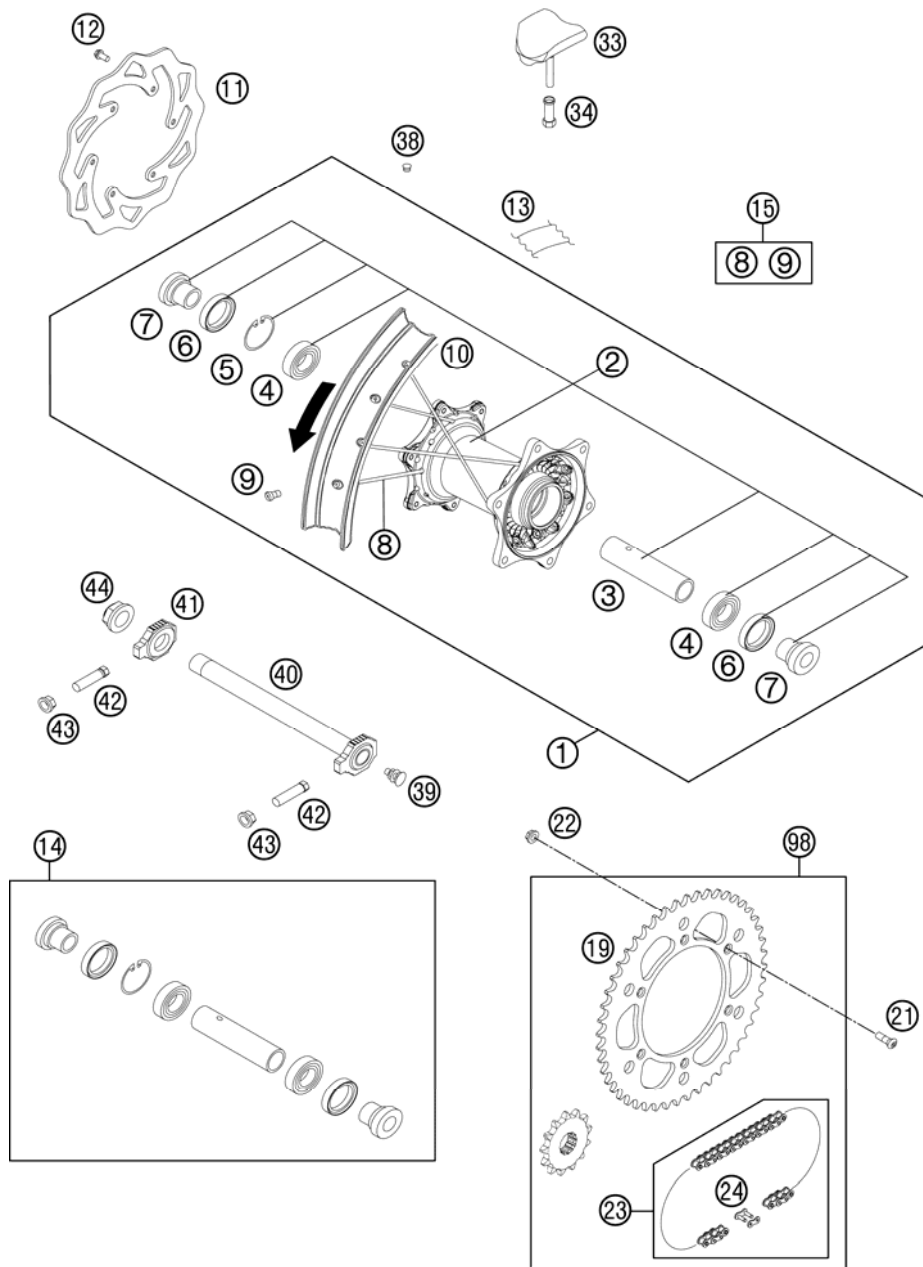


FIG	PART NUMBER	DESCRIPTION	QTY
43	58414030000	HH COLLAR NUT M10X1,25 WS=13	2
44	50310099000	HEXAGON NUT M20X1,5 '98	1
98	00050002004	DRIVETRAIN KIT 250SX/-F 13/48T	x

117711010 / C117741010

* NEW PART

X AS REQUIRED

WIRING HARNESS

350 XC-F USA 2011

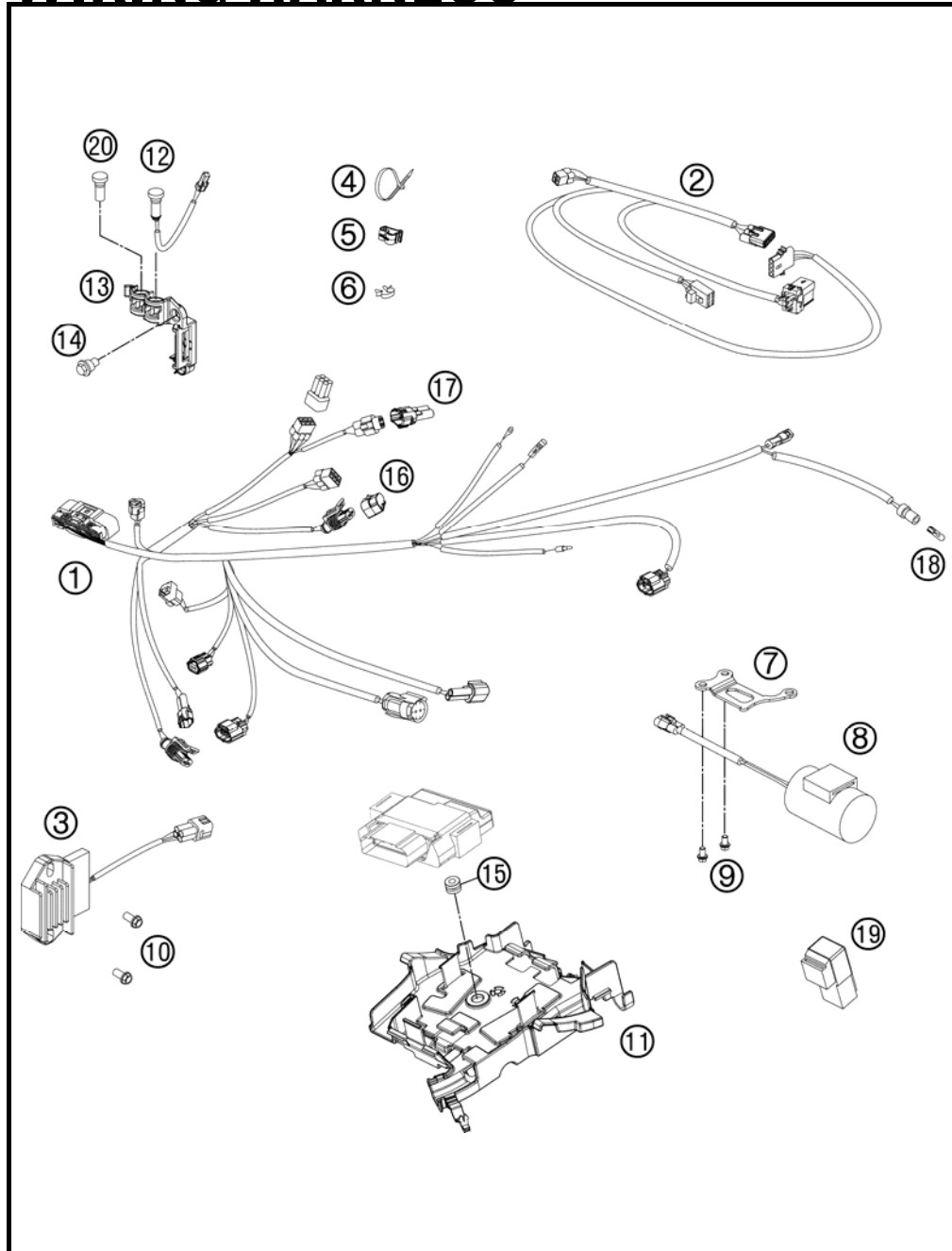


FIG	PART NUMBER	DESCRIPTION	QTY
1	77211075000	WIRING HARNESS EFI XC-F 2012	1
2	77111085000	WIRING HARNESS E-START	1
3	77211034000	VOLTAGE REGULATOR 09	1
4	44011076140	CABLE TIE 140/2,5MM BLACK	x
4	44011076200	CABLE TIE 200/3,6MM BLACK	x
4	44011076305	CABLE TIE 300/4,8MM BLACK	x
5	83013026000	CABLE GUIDE	2
6	57013072100	WIRING HOLDER 16MM	x
7	77211036000	RETAINING PLATE CONDENSATOR	1
8	77111035000	CONDENSATOR	1
9	0025060106	HH COLLAR SCREW M6X10 TX30	2
10	0025060206	HH COLLAR SCREW M6X20 TX30	2
11	77211094000	ELECTRIC BOX	1
12	81214083000	INDICATOR LIGHT LED YELLOW FI	1
13	77214098100	SUPPORT INDICATOR LIGHT XC	1
14	59001092050	SPECIAL SCREW M6X12,5 WS=8	1
15	55009086000	PLUG SFL13	1
16	77211010050	DUMMY PLUG MAPSELECTSWITCH	1
17	69011040000	END PLUG CAN-BUS 08	1
18	49111425200	BULB 12V 2,3W (W2X4,6D)	1
19	61111057000	RELAY CM1A-R-12V-H80 07	1
20	81214086000	INDICATOR LIGHT RESERVE	1

117741110 / C117741110

* NEW PART

X AS REQUIRED

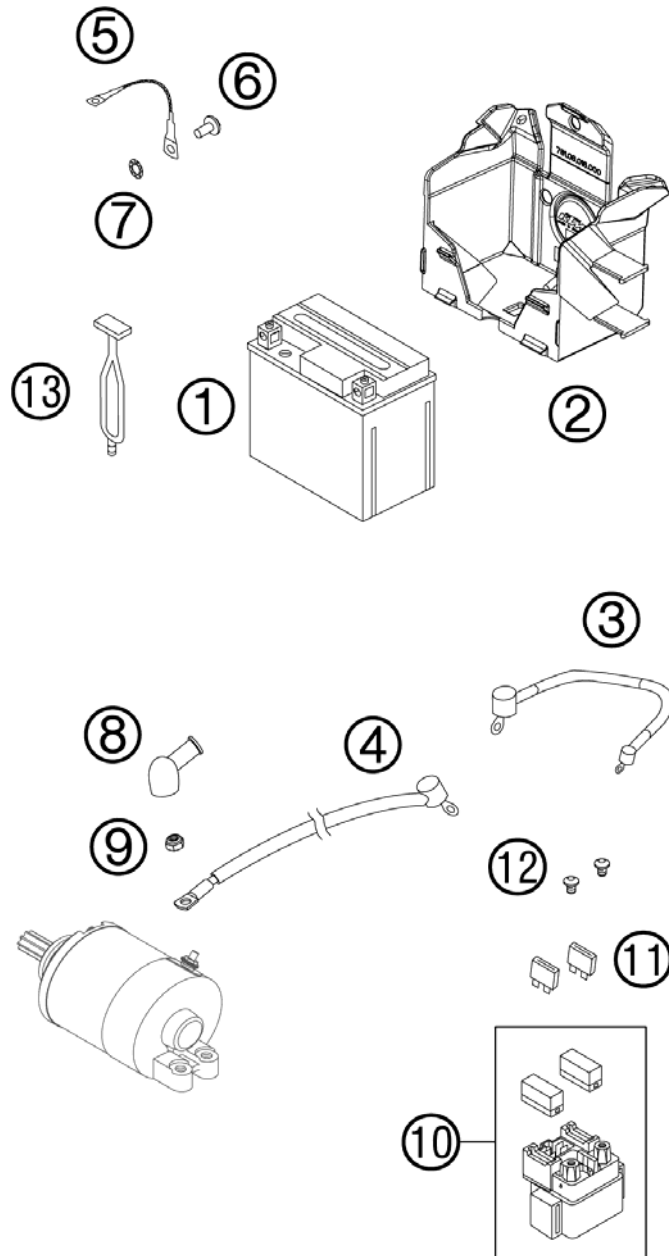


FIG	PART NUMBER	DESCRIPTION	QTY
1	58511053000	BATTERY 12V 4AH YTX5L-BS	1
2	78111055000	BATTERY CASE	1
3	58711086000	WIRING HARNESS BATTERY DUKE'99	1
4	58411059100	STARTERCABLE 700 MM '97	1
5	58411097100	GROUND CABLE D=6MM L=140MM '97	1
6	0009050106	EJOT SPIRAL SCREW SF M5X10-K	1
7	58411098100	CONTACT WASHER M6 VSV-K6	1
8	58440099000	PROTECTION CAP F. STARTER ENG.	1
9	0985060003	SELF LOCK. NUT DIN0985-M 6	1
10	58211058000	STARTER RELAY 12V '99	1
11	58011109110	FUSE 10 A 2000	2
12	0902060083	AH OVAL SCREW ISO 7380 M 6X8	2
13	50303018000	RUBBER L=145MM	2

117741130 / C117741130

* NEW PART

X AS REQUIRED

HAND BRAKE CYLINDER

350 XC-F USA 2011

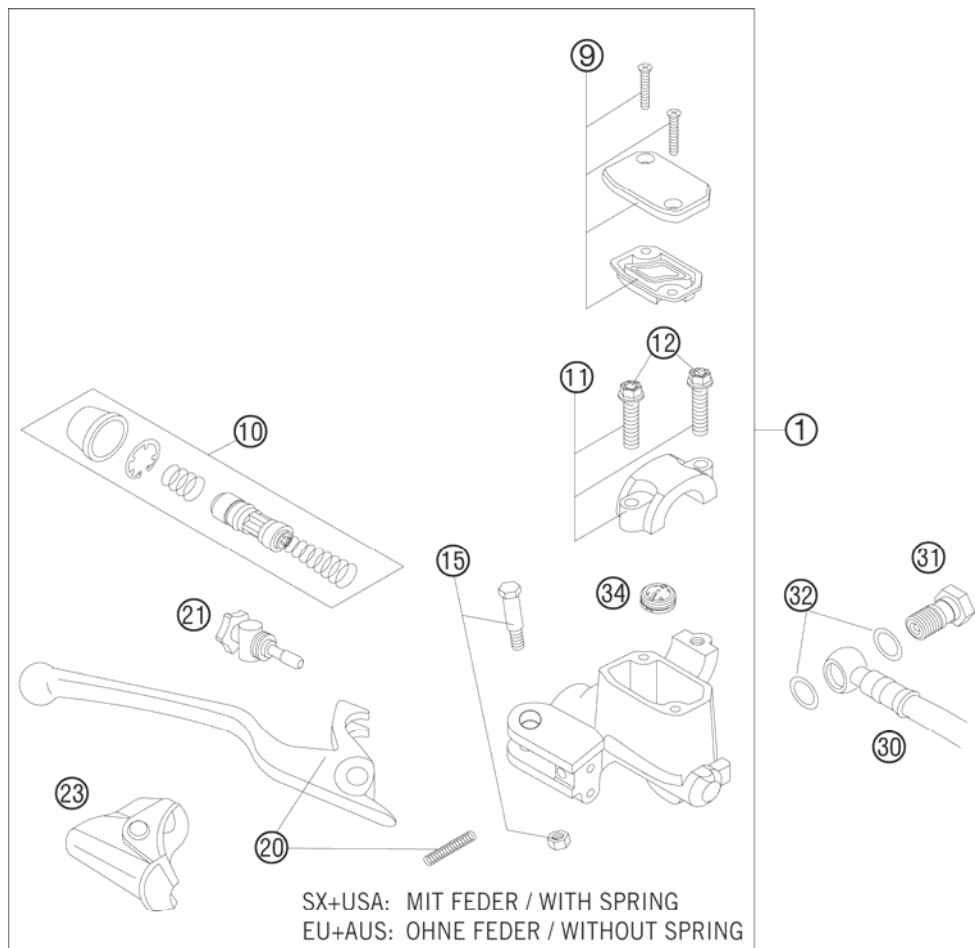


FIG	PART NUMBER	DESCRIPTION	QTY
1	77013001044	HAND BRAKE CYLINDER CPL. SX 09	1
9	50313003000	HANDBRAKE CYL.COVER CPL.NATURE	1
10	54813008300	REP.SET PISTON D=9MM 2009	1
11	50313005000	CLAMP CPL. NATURE	1
12	0025060256	HH COLLAR SCREW M6X25 TX30	2
15	50313006100	LEVER SCREW CPL. 2001	1
20	54813002200	HAND BRAKE LEVER + SPRING 2009	1
21	54813007300	ADJUSTING SCREW CPL. SX 2009	1
23	50313004000	PROTECTION CAP HAND BRAKE CYL.	1
30	59013011000	BRAKEHO. FRONT 1300MM 2000	1
31	54813020200	BANJO SCREW 08	1
32	0603100141	COPPER GASKET DIN7603-10X14X1	2
34	54802051000	VALVE	1
80	00062030000	BRAKE FLUID DOT5.1 0,25L	1

097701310 / C115231310

* NEW PART

X AS REQUIRED

BRAKE CALIPER FRONT

350 XC-F USA 2011

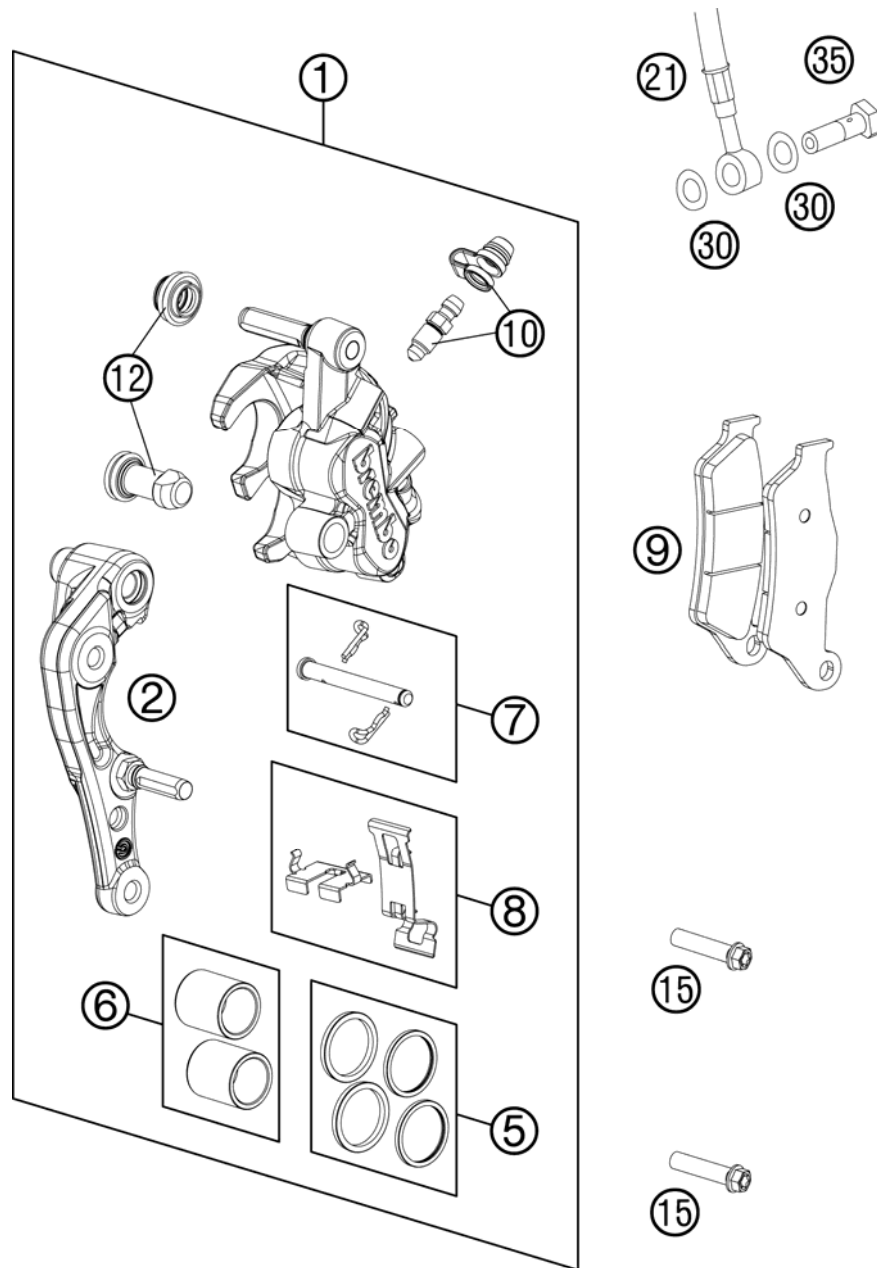


FIG	PART NUMBER	DESCRIPTION	QTY
1	7701301500101	CALIPER NAT. WITHOUT PADS	1
2	77013014000	BRAKE CALIPER SUPPORT FRONT 09	1
5	77013021000	REP. KIT SEALS 24MM	1
6	77013019000	REP. KIT PISTON 24MM	1
7	77013017000	BOLT CPL. 09	1
8	77013018000	RETAINING PLATE SET BREMBO	1
9	77013020000	BRAKE PADS TOYO B153	1
10	61013020100	BLEEDER SCREW WITH CAP	1
12	54613218000	CUP SET SHORT	1
15	0025080356S	HH COLLAR SCREW M8X35 TX40	2
21	59013010000	BRAKEHO. FRONT 1235MM 2000	1
30	0603100141	COPPER GASKET DIN7603-10X14X1	2
35	50213025000	HOLLOW SCREW M10X1X19	1

117711360 / C117711360

* NEW PART

X AS REQUIRED

REAR BRAKE CONTROL

350 XC-F USA 2011

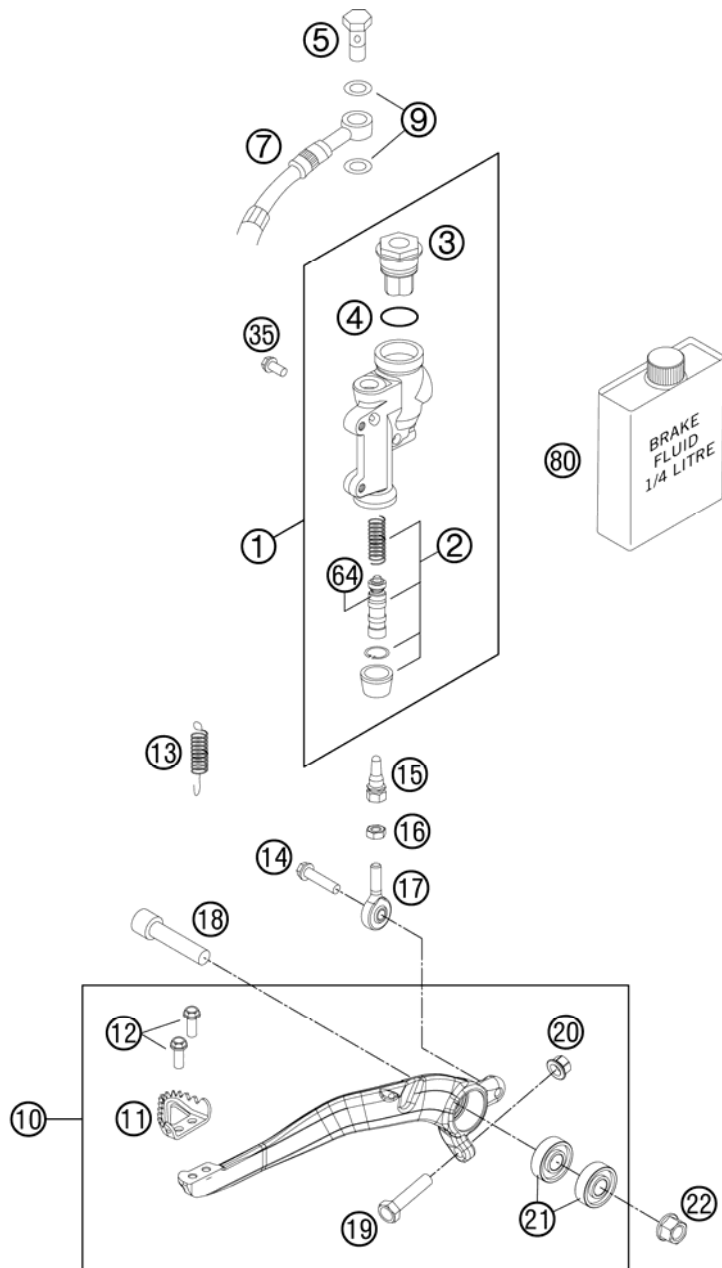


FIG	PART NUMBER	DESCRIPTION	QTY
1	54813060100	REAR BRAKE CYLINDER CPL. 2004	1
2	54813061200	REPAIR KIT PISTON 13MM 06	1
3	54813062100	REAR BRAKE CYL. COVER CPL. 04	1
4	54813063000	FOOT-BRAKE CYL. GASKET SX 03	1
5	54813020200	BANJO SCREW 08	1
7	77213070000	BRAKE HOSE REAR XXXMM 11	1
9	0603100141	COPPER GASKET DIN7603-10X14X1	2
10	77213050044	FOOT BRAKE LEVER CPL.	1
11	54813051000	STEP PLATE FOR BRAKE LEVER	1
12	0025050126	HH COLLAR SCREW M5X12 TX30	2
13	54603062000	RETURN SPRING FOR BRAKE LEVER	1
14	0025060206S	HH COLLAR SCREW M6X20 TX30	1
15	54813056000	PUSH ROD L=28MM 03	1
16	0985060003	SELF LOCK. NUT DIN0985-M 6	1
17	54813055000	SWIVEL HEAD KA6 03	1
18	0032100406S	AH-COLLAR SCREW M10X40 ISA45	1
19	59001037000	SPECIAL SCREW M8X26 WS=10	1
20	46030045000	COLLAR NUT M8 WS=10	1
21	0625060002	BALL BEARING SKF 6000-2RS1	2
22	54630044000	COLLAR NUT M10 WS=13	1
35	0025060126	HH COLLAR SCREW M6X12 TX30	2
64	54813064200	BELLOWS FOR REPAIR KIT 06	1
80	00062030000	BRAKE FLUID DOT5.1 0,25L	1

117711330 / C117741330

* NEW PART

X AS REQUIRED

BRAKE CALIPER REAR

350 XC-F USA 2011

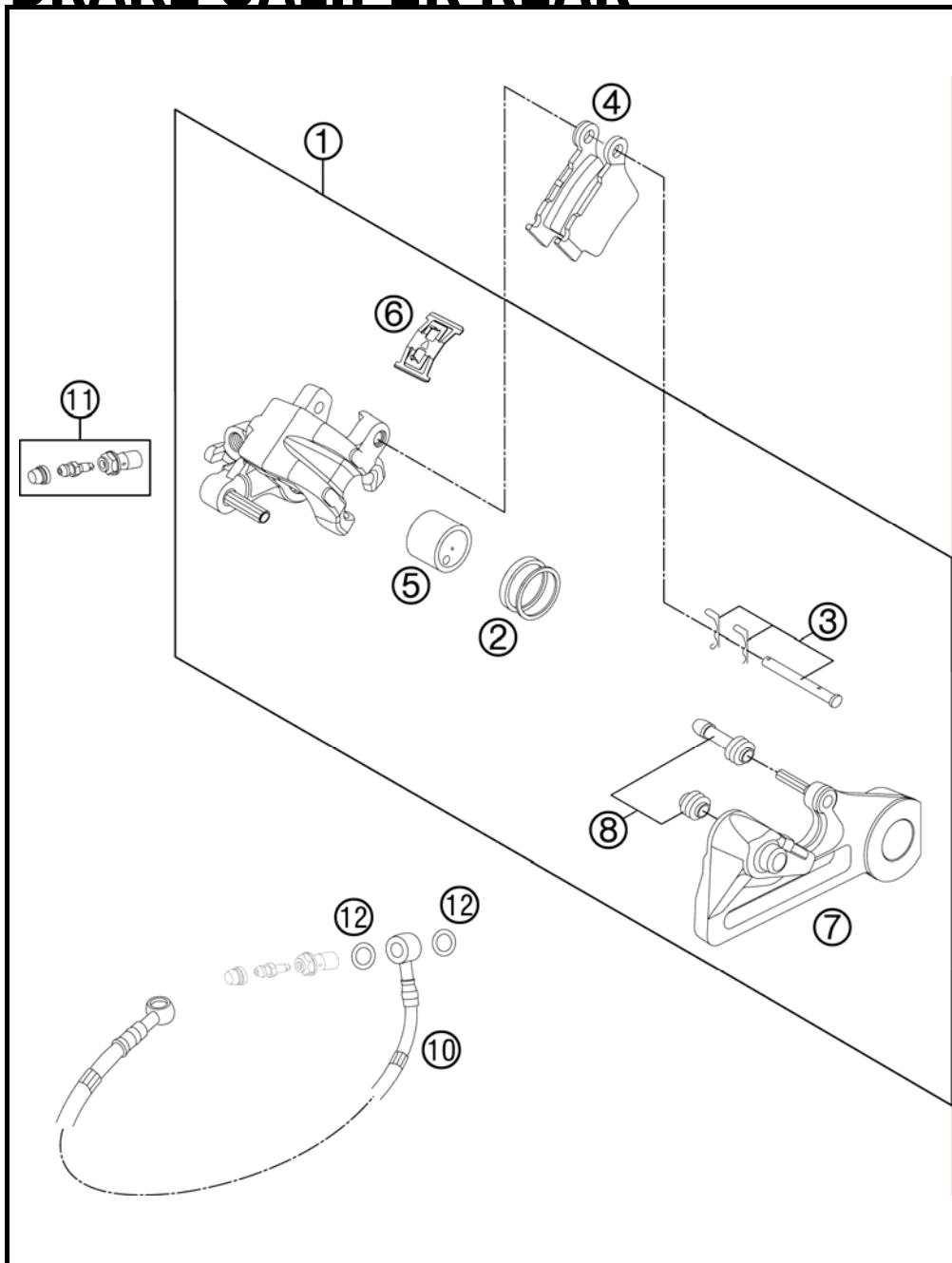


FIG	PART NUMBER	DESCRIPTION	QTY
1	54813080101	BRAKE CAL. RE. - WITHOUT PADS	1
2	50313081200	REPAIR KIT SEALING RINGS 26MM	1
3	54813082000	BOLT SET FOR BRAKE CALIPER 03	1
4	54813090300	BRAKE PAD SET REAR TOYO	1
5	54813083000	BRAKE PISTON 26MM 2003	1
6	54813018000	RETAINING SPRING SET 2003	1
7	54813075000	BRAKE CALIPER SUPPORT REAR	1
8	54613218000	CUP SET SHORT	1
10	77213070000	BRAKE HOSE REAR XXXMM 11	1
11	62513020000	BLEEDER SCREW CPL. 05	1
12	0603100141	COPPER GASKET DIN7603-10X14X1	2

117711390 / C117741390

* NEW PART

X AS REQUIRED

①
OHNE ABBILDUNG
WITHOUT ILLUSTRATION

①
TECHNISCHE DOKUMENTATION
TECHNICAL DOCUMENTATION
DOCUMENTACION TECNICA
DOCUMENTATION TECHNIQUE
NOTE TECNICHE

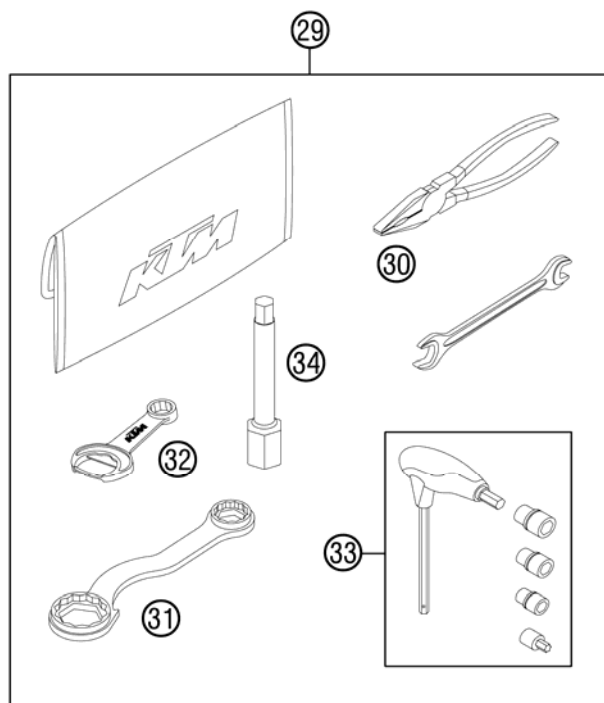


FIG	PART NUMBER	DESCRIPTION	QTY
0	00062010035	MOTOREX CROSS POWER 10W/60	2
0	00062030019	AIR FILTER OIL 100ML	1
0	00063004202	PRINT LABEL 60X51 MM	1
0	312305	DOCUMENTS BAG 2006	1
0	312313	KTM BALLPOINT PEN ORANGE	1
0	3210039	CUSTOMER WELCOME LETTER	1
0	5030314013390	FOOTPEG L.+R. CPL. 03	1
0	58511053000	BATTERY 12V 4AH YTX5L-BS	1
0	7700207900004	HAND GUARDS CPL.L/S+R/S OR. 06	1
0	77202002100	BAR PAD CPL.	1
0	77203094000	PLASTIC FRAME PROTECTION SET	1
0	77208098200	DECAL NUMBER PLATE SX USA 11	1
0	7730801000004	FRONT FENDER 07	1
0	77308010099	MOUNTING KIT FRONT FENDER	1
0	U6911PPO-1	2011 PP OFFROAD POCKET CATALOG	1
0	U6911PWC-1	2011 POWERWEAR POCKET CATALOG	1
1	3211624EN	OWN.MAN. 350 SX-F/XC-F 2011	1
1	3CF8275K0EN	SPC CHASSIS 350 XC-F USA 2011	1
1	3CM089355KEN	SPC ENGINE 350 XC-F 2011	1
29	77229099000	TOOL KIT	1
30	53012028200	GRIP ORANGE B&F	1
31	50329080100	WRENCH SW=17/21/27/32 B&F	1
32	50329071100	WRENCH WS=13 B&F + OPENER	1
33	60029070200	T-WRENCH WS=6/8/10 TX=45 B&F	1
34	77229072000	SPARK PLUG WRENCH	1

117712000 / C117752001

* NEW PART

X AS REQUIRED

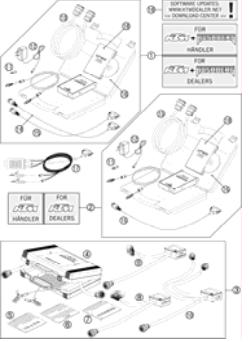
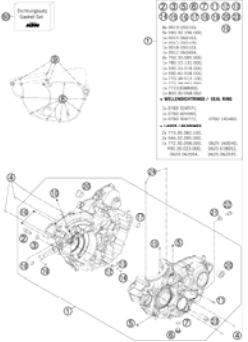

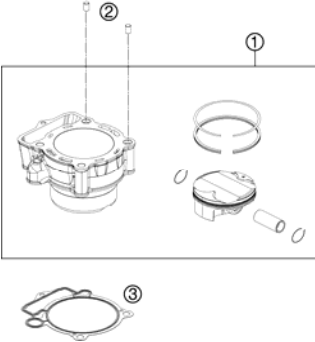
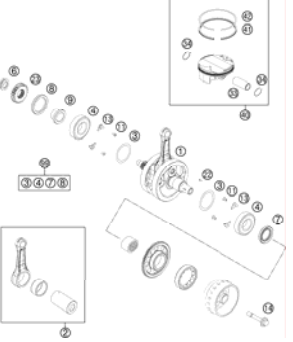
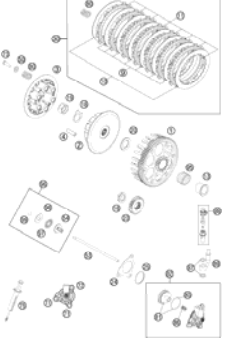
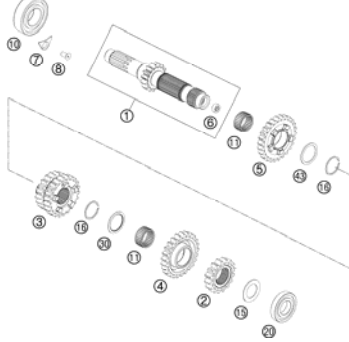
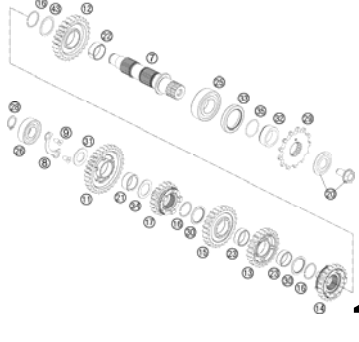

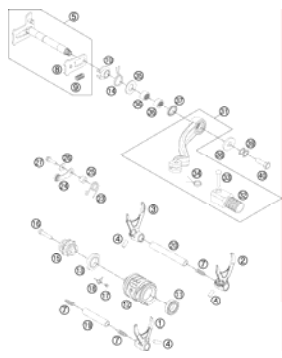
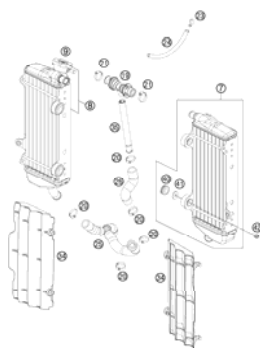
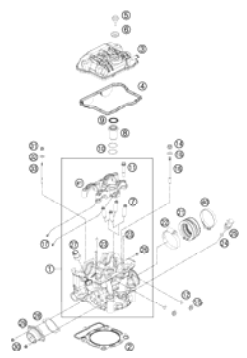
350 XC-F 2011

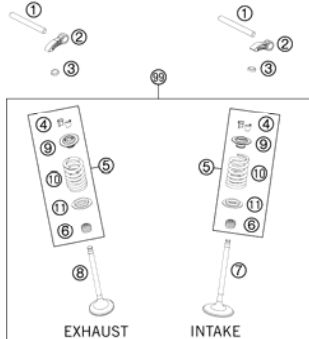
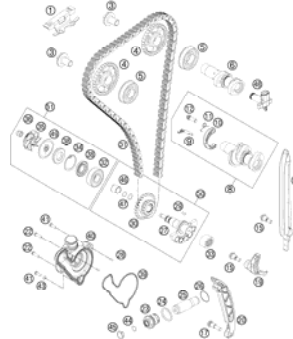
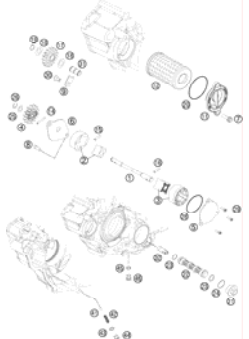

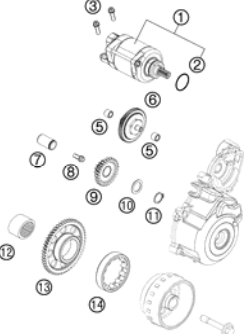
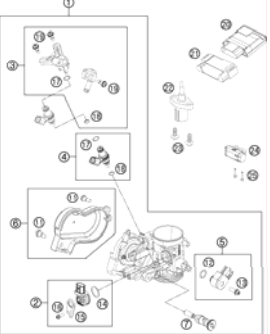

SPARE PARTS MANUAL: ENGINE

ART.NO.: 3CM089355KEN

ENGLISH



DIAGNOSTIC TOOL  3	ENGINE CASE  4	CLUTCH COVER  5	CYLINDER  6
CRANKSHAFT, PISTON  7	CLUTCH  8	TRANSMISSION I - MAIN SHAFT  10	TRANSMISSION II - COUNTERSHAFT  11
KICK STARTER  12	SHIFTING MECHANISM  13	COOLING SYSTEM  14	CYLINDER HEAD  15

<p>VALVE DRIVE</p>  <p>16</p>	<p>TIMING DRIVE</p>  <p>17</p>	<p>LUBRICATING SYSTEM</p>  <p>19</p>	<p>IGNITION SYSTEM</p>  <p>20</p>
<p>ELECTRIC STARTER</p>  <p>21</p>	<p>THROTTLE BODY</p>  <p>22</p>		
		<div style="display: flex; align-items: center;">  <p>All information contained is without obligation. KTM-Sportmotorcycle AG particularly reserves the right to modify any equipment, technical specifications, prices, colors, shapes, materials, services, service work, constructions, equipment and the like so as to adapt them to local conditions or to cancel any of the above items, all without previous announcement and without giving reasons. KTM may stop manufacturing certain models without previous notice. KTM shall not be held liable for any deviations of availability and/or ability to deliver, illustrations, descriptions, printing and/or other errors. The illustrated models partly contain extra equipment, which is not applied to standard models. © by KTM-SPORTMOTORCYCLE AG, Mattighofen AUSTRIA; All rights reserved; Reprint, also in extracts, with written allowance of KTM-SPORTMOTORCYCLE AG, Mattighofen only.</p> </div>	

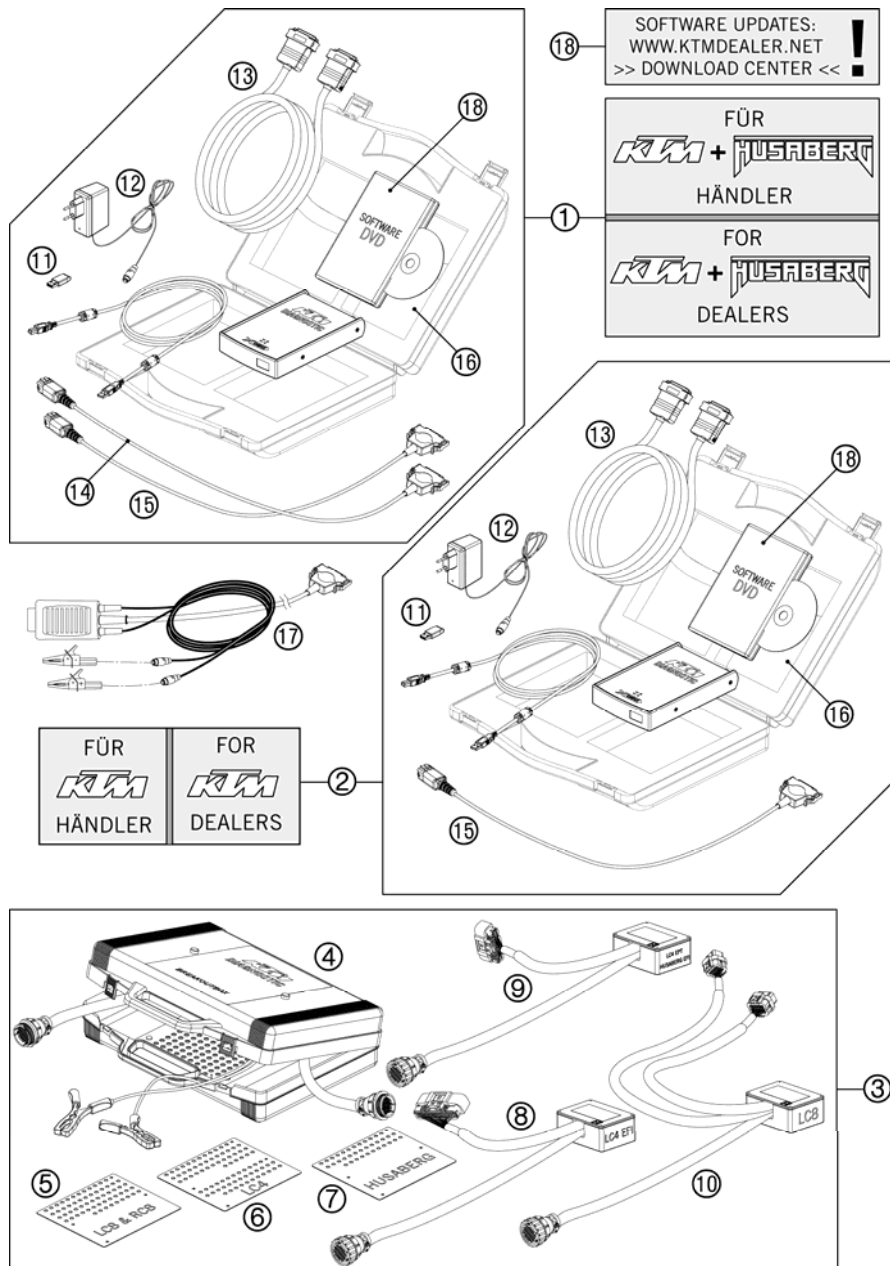
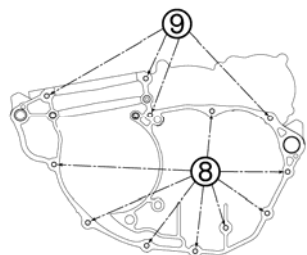


FIG	PART NUMBER	DESCRIPTION	QTY
1	00029096200	DIAGNOSTIC TOOL HUSABERG/KTM	1
2	00029096100	DIAGNOSTIC TOOL KTM	1
3	00029095000	BREAKOUT-BOX KPL.	1
4	00029095001	BREAKOUT-BOX	1
5	00029095005	TEMPLATE LC8 / RC8	1
6	00029095006	TEMPLATE LC4	1
7	00029095007	TEMPLATE HUSABERG	1
8	00029095003	ADAPTER LC4 EFI	1
9	00029095004	ADAPTER LC4 EPT/HUSABERG EFI	1
10	00029095002	ADAPTER LC8	1
11	00029096006	DIAGNOSTIC HASP DONGLE XC1	2
12	00029096003	POWERSUPPLY 220V/12V FOR AVL	2
13	00029096002	EXTENSION CABLE	2
14	00029096001	DIAGNOSTIC CABLE HUSABERG	1
15	00029096009	DIAGNOSTIC CABLE KTM	2
16	00029096004	CASE FOR DIAGNOSTIC-TOOL	1
17	00029096010	DIAGN. CABLE EXT. POWER SUPPLY	1
18	00029096007	DVD KTM XC-1 UPDATE V2.0	2

100002921 / C100002921

* NEW PART

X AS REQUIRED



- ②
- ③
- ⑤
- ⑥
- ⑦
- ⑪
- ⑫
- ⑬
- ⑭
- ⑮
- ⑯
- ⑰
- ⑱
- ⑳
- ㉓

①

- 8x 0019 050103, ⑩
- 5x 590.30.196.000,
- 1x 0015 060163,
- 1x 0025 060106,
- 1x 0018 050103,
- 1x 0912 060404,
- 6x 750.30.085.000,
- 1x 780.33.132.000,
- 1x 590.33.018.000,
- 1x 590.40.028.000,
- 1x 770.38.013.100,
- 1x 772.38.061.050,
- 1x 77233088000,
- 1x 800.30.058.060
- + WELLENDICHRINGE / SEAL RING**
- 1x 0760 324571,
- 1x 0760 405560,
- 1x 0760 304772, 0760 142460,
- + LAGER / BEARINGS**
- 2x 773.30.082.100,
- 2x 546.32.095.000,
- 1x 772.30.058.000, 0625 160040,
- 490.30.023.000, 0625 618052,
- 0625 062054, 0625 062035.

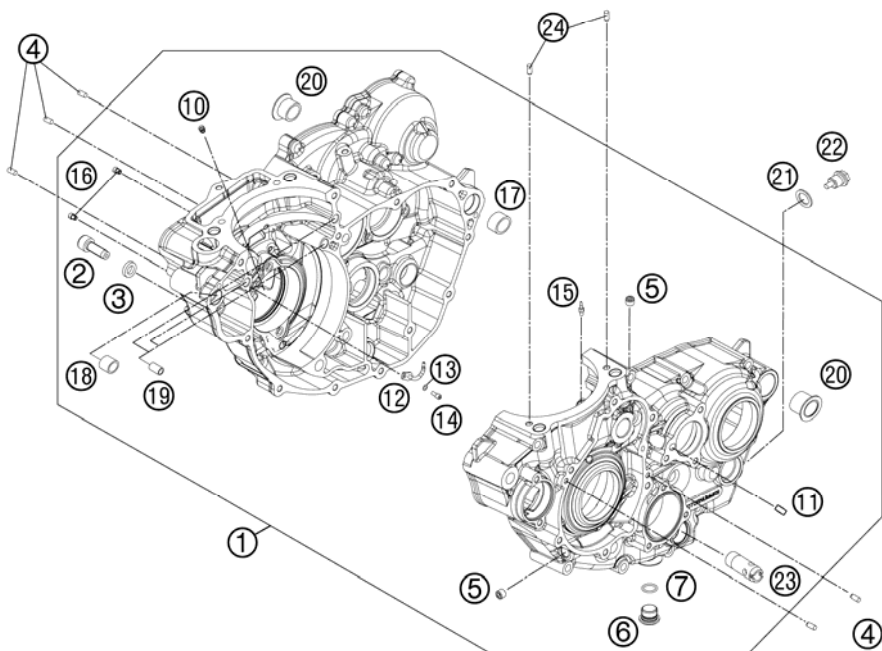


FIG	PART NUMBER	DESCRIPTION	QTY
1	77230000044	ENGINE CASE CPL. W.TR.BEAR.	1
2	58030080000	LOCATING SCREW M8 L=23	1
3	58030081000	CU-SEAL RING 8 X 14 X 3	1
4	0402040980	NEEDLE ROL.DIN5402 NRB 4X9,8	5
5	0906100100	PLUG DIN0906-M10X1	2
6	78036081000	HOLDING BOLT M14X1,5	1
7	0770110015	O-RING 1,5x11 SILICON	1
8	0025060556	HH COLLAR SCREW M6X55 TX30	8
9	0025060656	HH COLLAR SCREW M6X65 TX30	4
10	80030058060	OIL JET "60" M4	1
11	77338029052	THROTTLE M5X10X1	1
12	81230064050	OIL JET CURVED SIZE 50	1
13	0770035020	O-RING 3,5X2,00 NBR	1
14	0912040103	AH.SCREW DIN0912-M 4X10	1
15	60030063050	OIL JET 50 05	1
16	59030058000	JET 100 BING(44-031/180) M4	2
17	59030024000	DOWEL 17 X 19 X 12	1
18	54630027000	DOWEL BUSHING 13,8X11X12	1
19	59030023000	DOWEL 6X8X11,5	3
20	75030010100	CASE BUSH	2
21	58038022000	CU-SEAL RING DIN7603-12X18X1,5	1
22	58030021000	OILDRAIN PLUG W.MAG. M 12X1,5	1
23	77038022000	OIL INTAKEPIPE	1
24	0402050080	CYLINDER ROLLER ZRO 5X8	2
60	77230099000	GASKET SET 350 SX-F	1

117723010 / C117723010

* NEW PART

X AS REQUIRED

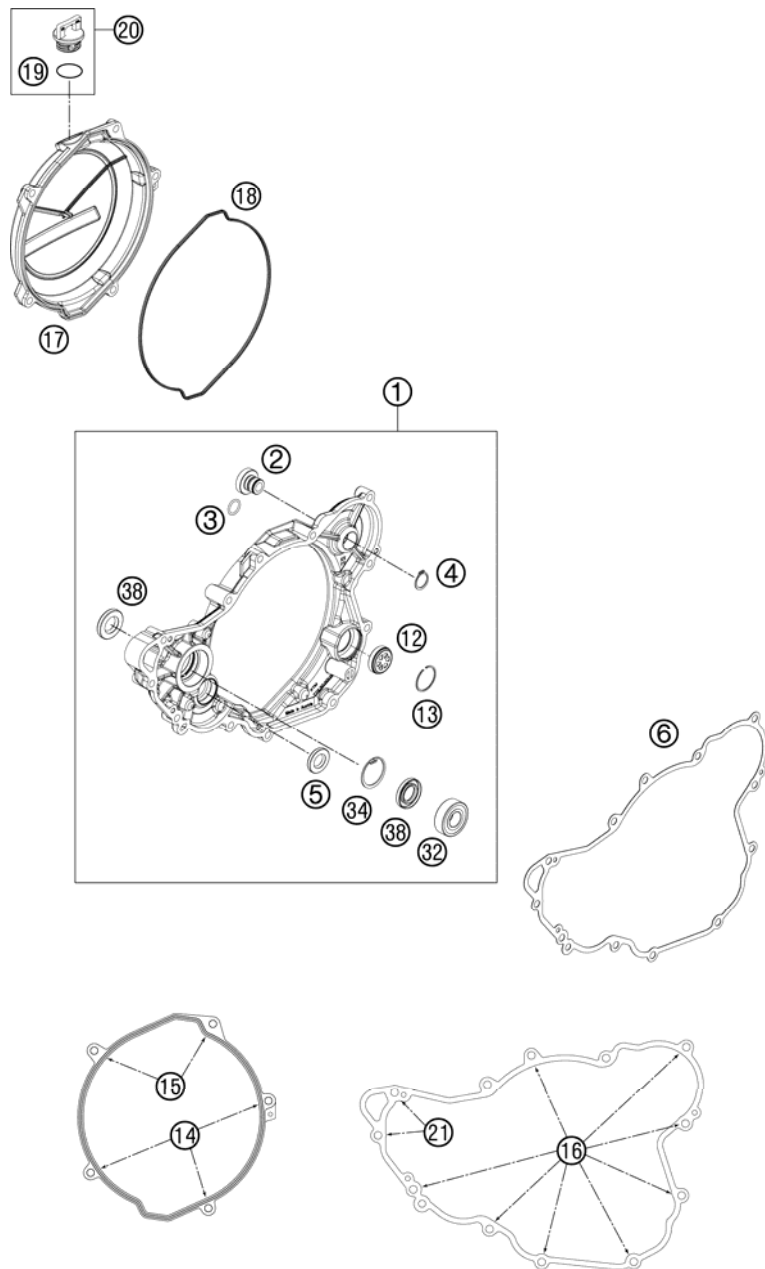


FIG	PART NUMBER	DESCRIPTION	QTY
1	77230001044	CLUTCH COVER CPL.	1
2	77230001010	PLUG STARTING LEVER	1
3	0770140200	O-RING 14,00X2,00	1
4	0471170010	CIRCLIP DIN0471-17X1	1
5	0760142460	SHAFT SEAL RING 14X24X6 B	1
6	77230025000	CLUTCH COVER GASKET	1
12	59030019100	OIL LEVEL GLASS	1
13	61030019050	CIRCLIP OIL LEVEL GLASS 03	1
14	0025060206	HH COLLAR SCREW M6X20 TX30	3
15	0025060456	HH COLLAR SCREW M6X45 TX30	2
16	0025060256	HH COLLAR SCREW M6X25 TX30	8
17	7723002600015	CLUTCH COVER OUTSIDE	1
18	77230027000	GASKET FOR OUTER CLUTCH COVER	1
19	0770191015	O-RING 19,00X3,00 NBR	1
20	58030120000	OIL FILLER CAP M24x3 WITH O-R	1
21	0025060406	HH COLLAR SCREW M6X40 TX30	2
32	0625062022	BALL BEARING 6202 C0 2	1
34	0472300120	CIRCLIP 30X1,2	1
38	0760153045	SHAFT SEAL RING 15/30/4,5 BAUD	2

117723020 / C117723020

* NEW PART

X AS REQUIRED

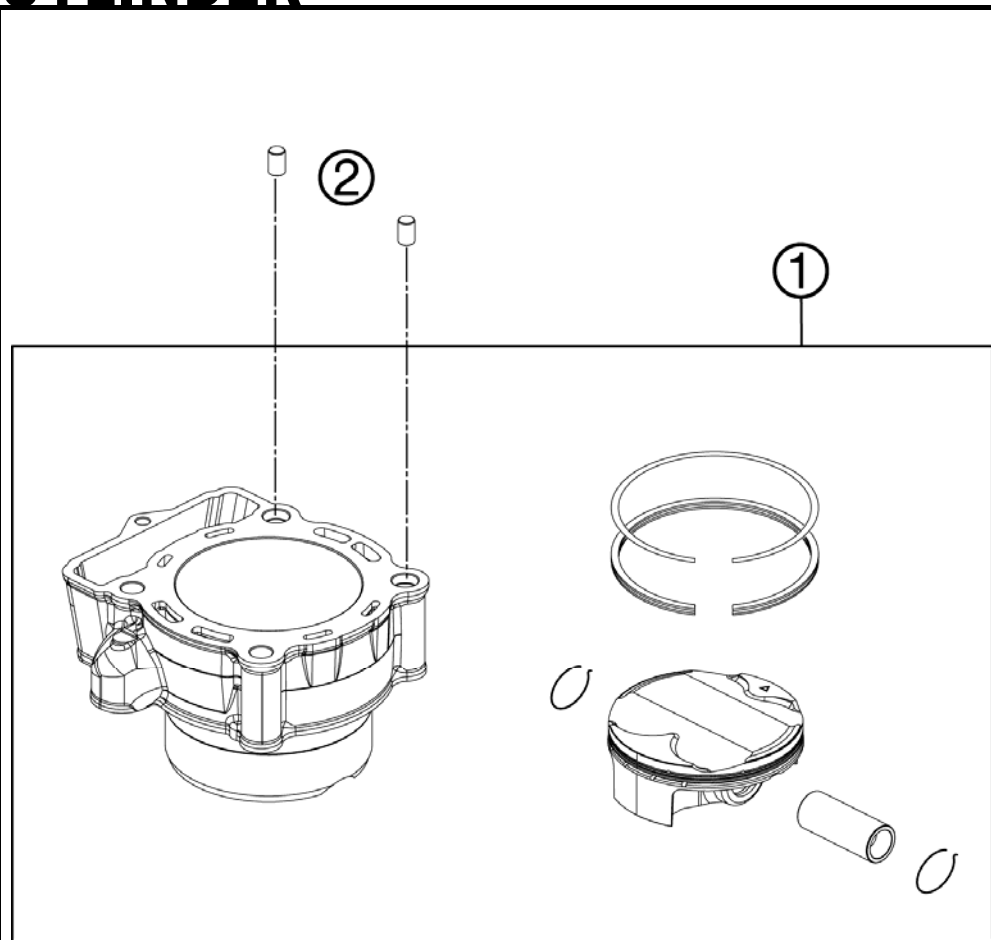
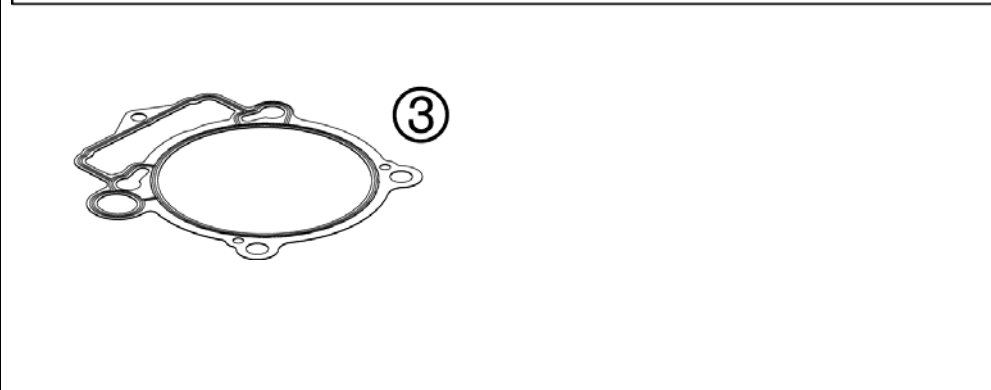


FIG	PART NUMBER	DESCRIPTION	QTY
1	77230138000	CYLINDER AND PISTON	1
2	58530014000	DOWEL 10,2X12,5X10	2
3	77230035000	CYLINDER BASE GASKET	1



117723040 / C117723040

* NEW PART

X AS REQUIRED

CRANKSHAFT, PISTON

350 XC-F 2011

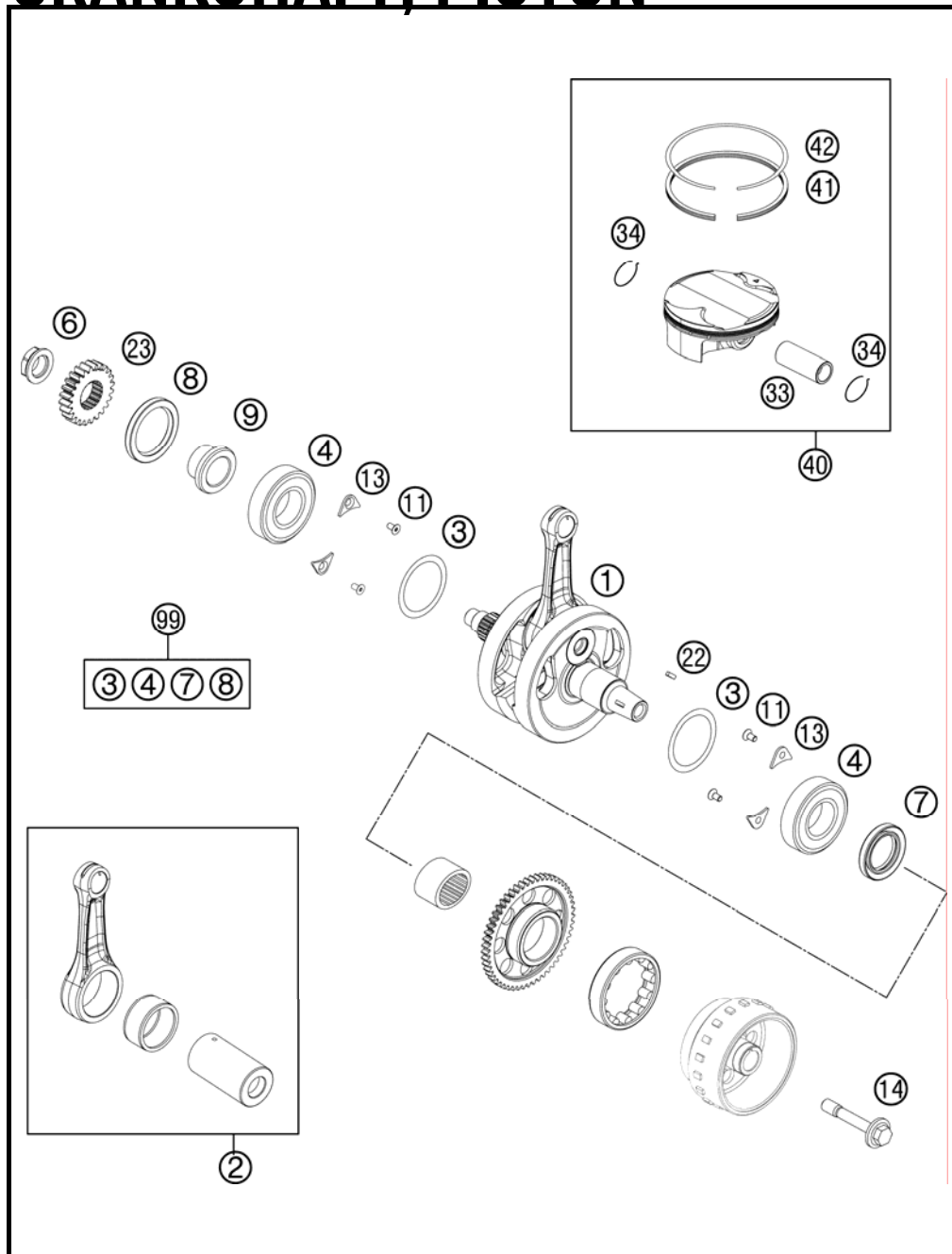


FIG	PART NUMBER	DESCRIPTION	QTY
1	77230118000	CRANKSHAFT CPL.	1
2	77230015044	CONNECTING ROD REPAIR SET	1
3	56030081000	THRUST WASHER 30,5X45X0,10	x
3	56030081100	THRUST WASHER 30,7X47X0,15	x
3	56030081200	THRUST WASHER 30,5X45X0,30	x
4	77330082100	CYL. ROLLER BEARING NJ206 ECP	2
6	77230029000	NUT PRIMARY WHEEL	1
7	0760304772	SH.SEAL RING 30X47X7 BSL VITON	1
8	0760405560	SHAFT SEAL RING A40x55x6 VITON	1
9	77232022000	SPACER BUSHING PRIMARY GEAR	1
11	0019050103	INT. TORX FLAT HEAD M 5X10 8.8	4
13	75030085000	RETAINING PLATE F. CS BEARING	4
14	77339010100	FLYWHEEL SCREW	1
22	0888030037	WOODRUFF KEY DIN6888-3X3,7	1
23	77232023024	PRIMARY GEAR 24T.	1
33	77230133000	PISTON PIN 350	1
34	77230174000	CIRCLIP	2
40	77230107000 I	PISTON CPL. 350	1
40	77230107000 II	PISTON CPL. 350	1
41	77230032000	SCRAPER RING 350	1
42	77230030000	COMPRESSIONRING 350	1
99	00050002303	CONRODREP. KIT 350SX-F 11	x

117723060 / C117753060

* NEW PART

X AS REQUIRED

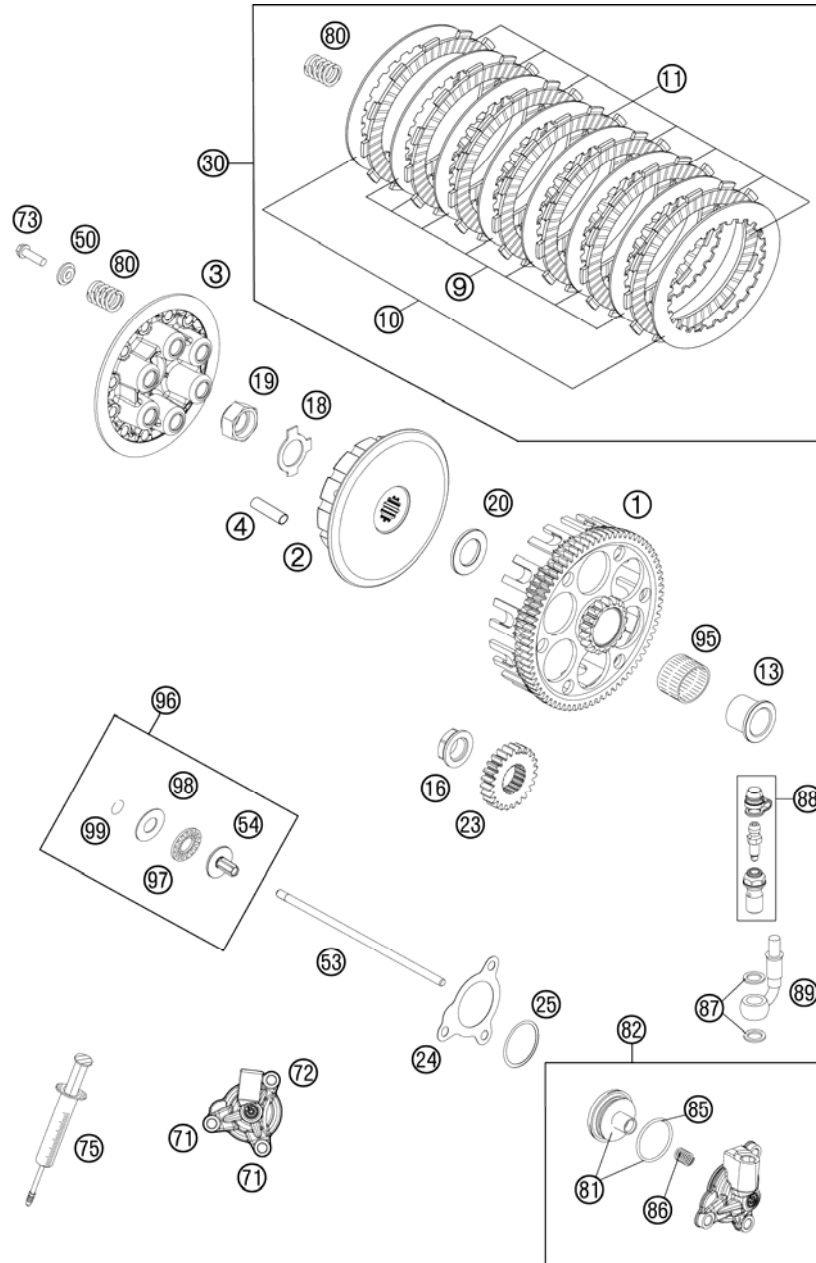


FIG	PART NUMBER	DESCRIPTION	QTY
1	77232001073	OUTER CLUTCH CPL.	1
2	77232002000	INNER CLUTCH HUB	1
3	77232003000	PRESSURE PLATE	1
4	77232004000	DRIVING SLEEVE D=7,95 L=38	12
9	59032010200	INTERMEDIATE DISC 1,4MM 2002	7
10	59032010100	INTERMEDIATE DISC 1MM 2002	2
11	59032011100	LINING DISC 2MM 04	8
13	77232015000	INNER RING	1
16	77230029000	NUT PRIMARY WHEEL	1
18	77232018000	SHEET METAL LOCK	1
19	77232019000	HEXAGON NUT M18X1,5	1
20	77232009100	WASHER 21,8 X 37 X 3	1
23	77232023024	PRIMARY GEAR 24T.	1
24	77232062000	GASKET F. OUTPUT CYLINDER	1
25	0770300015	O-RING 30,00X1,50 NBR 70	1
30	78132010010	CLUTCH KIT 11	1
50	59032006000	%SPRING RETAINER 6,2X12X18X3,6	6
53	77232054000	PUSH ROD	1
54	78032057000	PRESSURE PIECE	1
71	0025060166	HH COLLAR SCREW M6X16 TX30	2
72	0025060356	HH COLLAR SCREW M6X35 TX30	1
73	0025060256	HH COLLAR SCREW M6X25 TX30	6
75	50329050000	VENT INJEKTION HYDR. CLUTCH	1
80	52332005000	CLUTCH SPRING 2,4X40 200'98	6
81	77232066000	PISTON CPL.	1
82	77232061044	OUTPUT CYLINDER CPL.	1
85	54832067000	O-RING	1
86	54832069000	PRESSURE SPRING	1
87	42013226000	CU-SEAL RING DIN7603-10X16X1	2
88	62513020000	BLEEDER SCREW CPL. 05	1
89	54832063000	CLUTCH PIPE 06	1
95	56532095000	NEEDLE BEARING K26X30X22ZW.KSE	1
96	78032057044	PRESSURE PIECE CPL. 08	1
97	54637097200	AXIAL NEEDLE BEARING AXK 1226	1
98	54637098200	AXIAL WASHER AS1226 12X26X1	1

117723210 / C117723210

* NEW PART

X AS REQUIRED

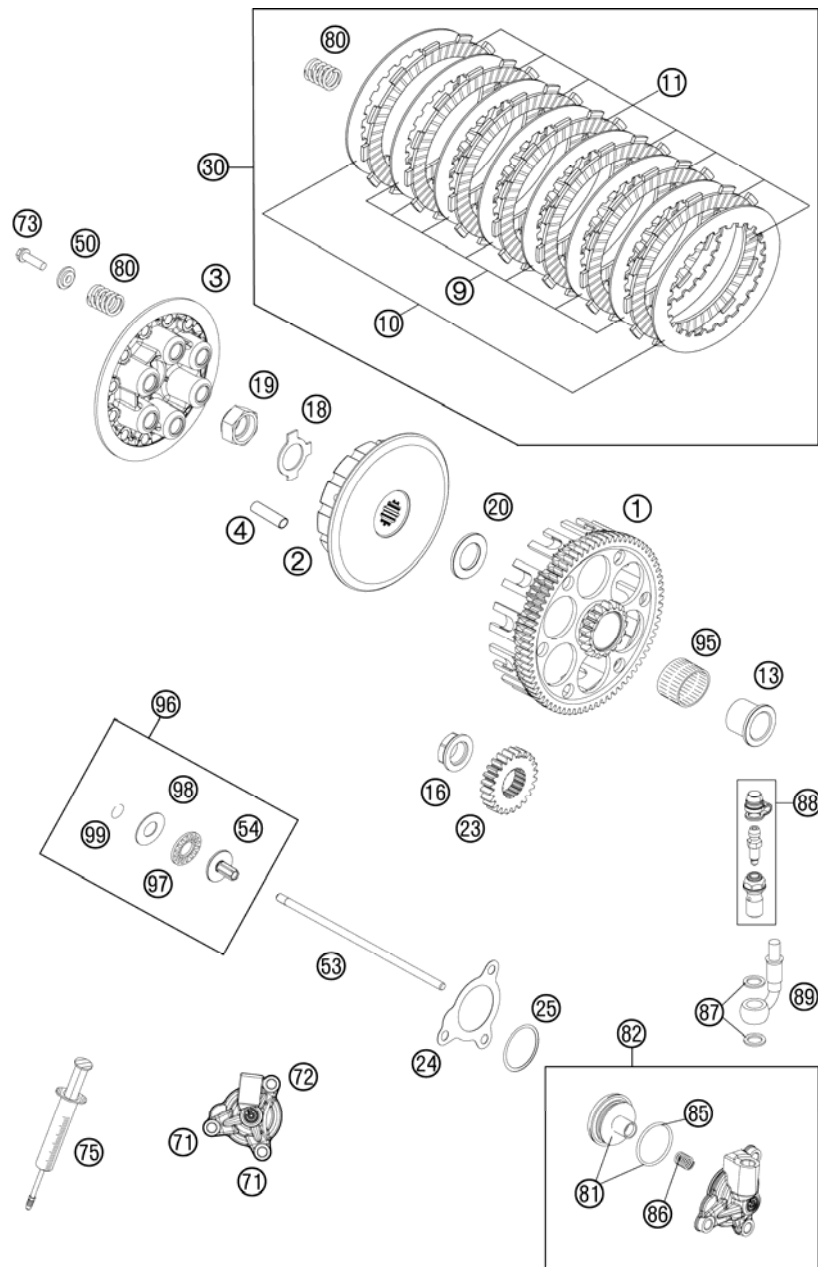


FIG	PART NUMBER	DESCRIPTION	QTY
99	0993012000	CIRCLIP DIN7993-RW12	1

117723210 / C117723210

* NEW PART

X AS REQUIRED

TRANSMISSION I - MAIN SHAFT

350 XC-F 2011

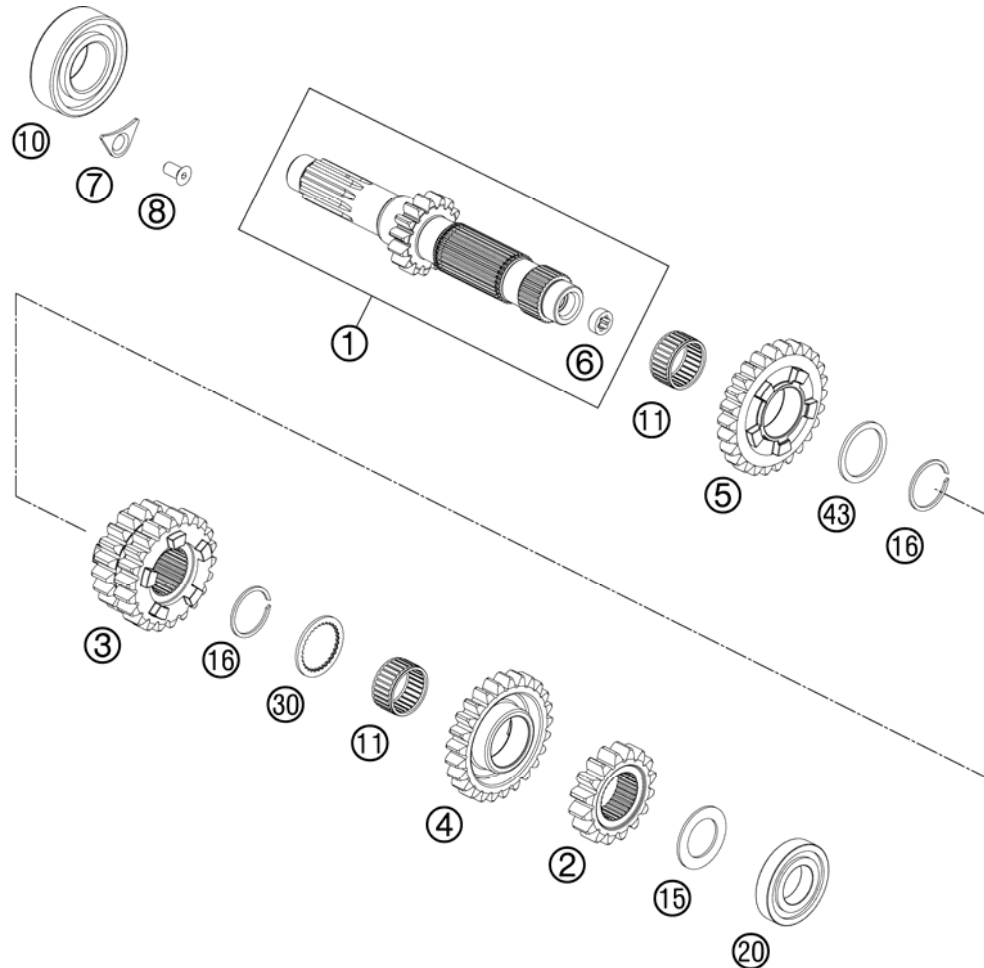


FIG	PART NUMBER	DESCRIPTION	QTY
1	77233201000	MAIN SHAFT CPL. 15Z	1
2	54833202000	SOLID GEAR	1
3	54833203000	SLIDING GEAR 3./4.GANG,Z=20/22	x
4	54833205000	IDLER GEAR 5.G, Z =25	1
5	54833206000	IDLER GEAR 6. G, Z=26	1
6	78033001110	BUSHING	1
7	75030085000	RETAINING PLATE F. CS BEARING	1
8	0019050103	INT. TORX FLAT HEAD M 5X10 8.8	1
10	0625062054	BALL BEARING 6205 C3 NTN	1
11	0405222613	NEEDLE BEAR. K 22X26X13 TN	2
15	77233015000	DISK 20,2X32X1,3	1
16	0417024000	CIRCLIP WS24	2
20	0625160040	GROOVED BALL BEAR. TM 16004 C3	1
30	54833043000	STOP DISC 25X0,8X30X30X7H	1
43	54833044000	STOP DISC 25X31X1,5	1

117753330 / C117753330

* NEW PART

X AS REQUIRED

TRANSMISSION II - COUNTERSHAFT

350 XC-F 2011

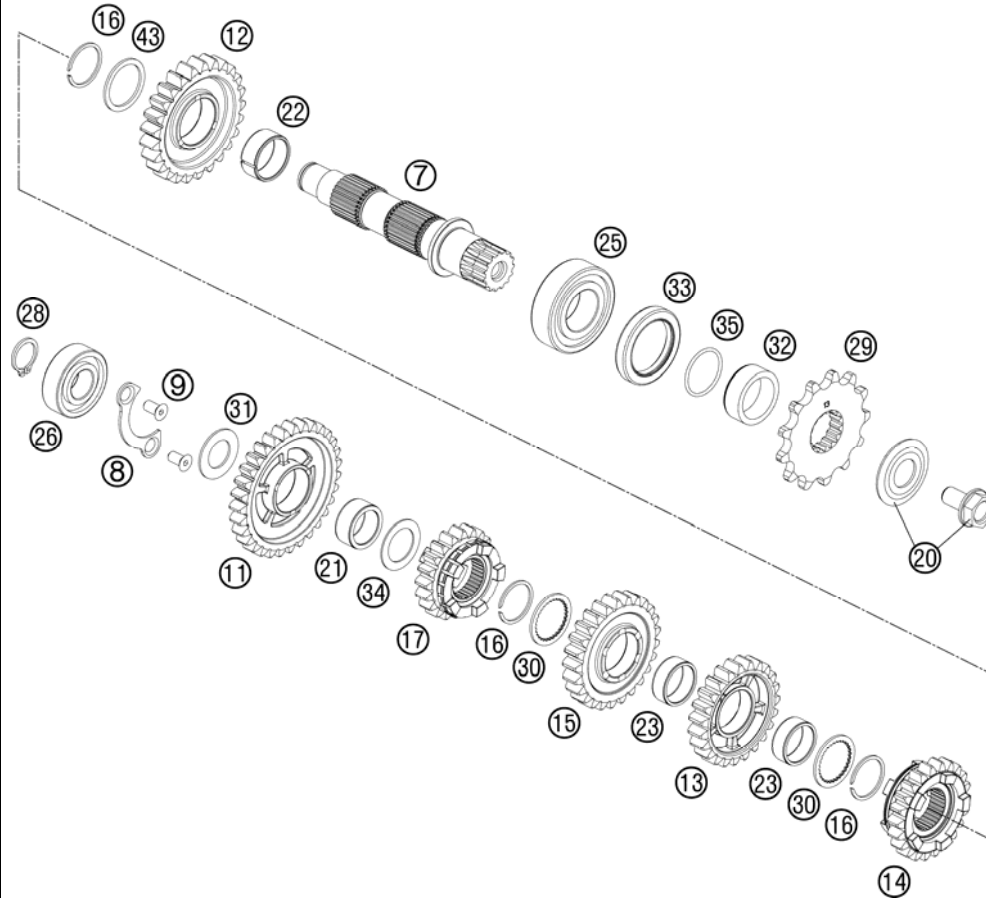


FIG	PART NUMBER	DESCRIPTION	QTY
7	77233110000	COUNTERSHAFT	1
8	78033132000	TAB WASHER BEARING COUNT.SHAFT	1
9	0019050103	INT. TORX FLAT HEAD M 5X10 8.8	2
11	54833311000	IDLER GEAR 1. GEAR, 31	1
12	54833312000	IDLER GEAR 2. GEAR, 25	1
13	54833214000	IDLER GEAR 4.G., Z=23	1
14	54833215000	SLIDING GEAR 5.G., Z=22	1
15	54833213000	IDLER GEAR 3.G., Z= 25	1
16	0417024000	CIRCLIP WS24	3
17	54833216000	SLIDING GEAR 6.G., Z=20	1
20	59033034044	SCREW 10.9+SPRING WASHER	1
21	0405202612	NEEDLE BEARING K 20X26X12	1
22	0405242812	NEEDLE BEAR. K24X28X11,9 DIV.	1
23	0405222611	NEEDLE BEAR.K 22X26X10 DIVIDED	2
25	49030023000	CYL.ROLL BEARING NJ205	1
26	0625062035	BALL BEARING 6203 JR2 C3	1
28	0471170015	CIRCLIP DIN 0471-17X1, 5	1
29	50033029013	FRONT SPROCKET 13-T	x
29	50033029014	FRONT SPROCKET 14-T	x
30	54833043000	STOP DISC 25X0,8X30X30X7H	2
31	77233020000	STOP DISK 17,2X30X1,3	1
32	54633014100	SPACER BUSHING 12MM	1
33	0760324571	SHAFT SEAL RING 32X45X7 BSLNBR	1
34	54833080000	STOP DISC 20,2X30X1	1
35	0770020220	O-RING 25,12X1,78 NBR70	1
43	54833044000	STOP DISC 25X31X1,5	1

117753360 / C117753360

* NEW PART

X AS REQUIRED

SHIFTING MECHANISM

350 XC-F 2011

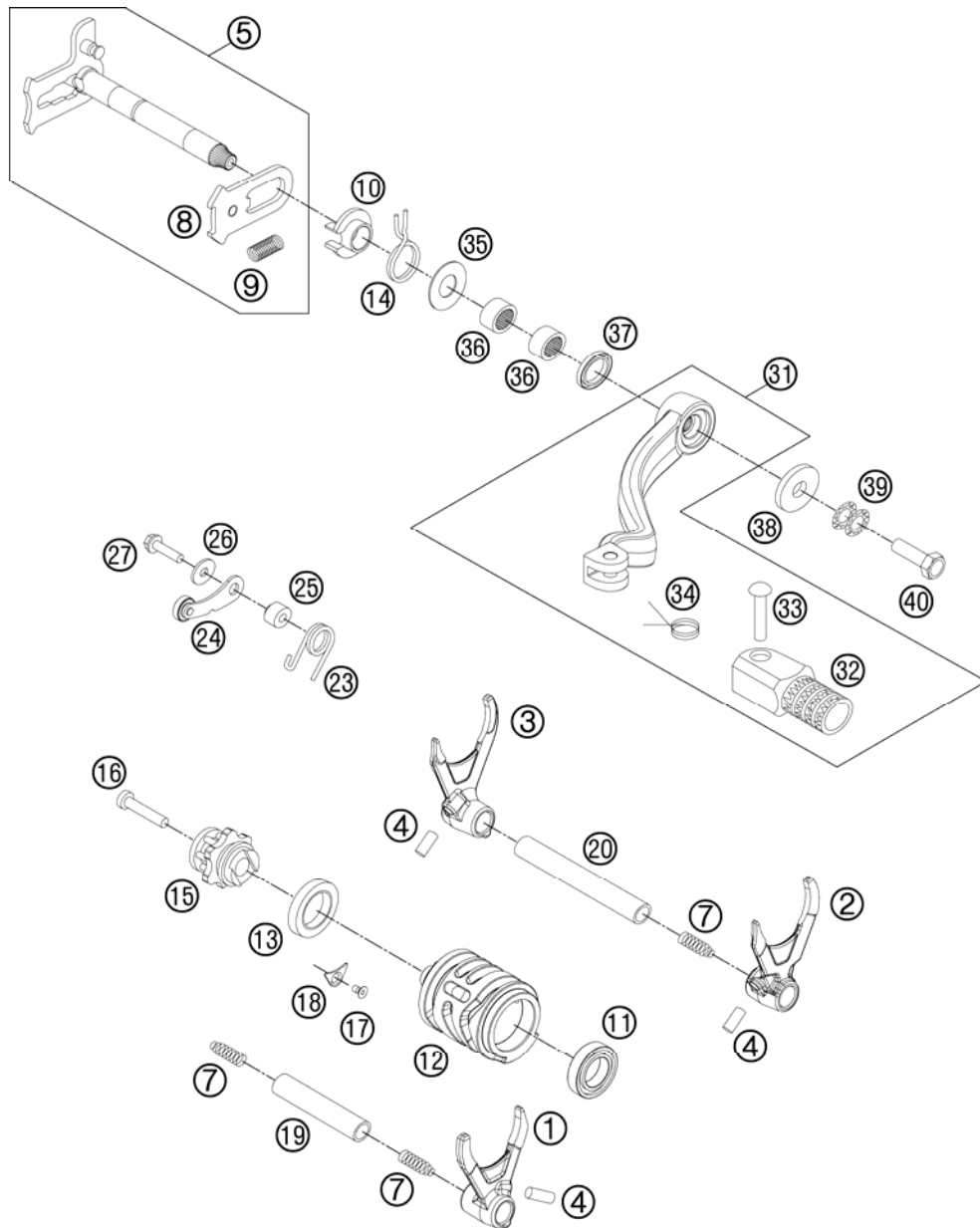


FIG	PART NUMBER	DESCRIPTION	QTY
1	54834201000	SHIFT FORK 5./6.G.	1
2	54834202000	SHIFT FORK 2./4.G.	1
3	54834203000	SHIFT FORK 1./3. G.	1
4	0402061480	NEEDLE ROLLER DIN5402 6X14,8	3
5	54834005044	SHIFTING SHAFT CPL. 03	1
7	58038023200	PRESSURE SPRING 0,9MM	3
8	54634008044	SLIDING PLATE CPL.	1
9	56534013100	TENSIONING SPRING 0,8MM	1
10	54634020000	SPRING GUIDE	1
11	0625069034	BALL BEARING 6903 C4	1
12	54834212000	SHIFTING DRUM	1
13	0625618052	BALL BEARING 6805 C3 JR	1
14	54834014000	RETURN SPRING 03	1
15	77234015000	SHIFT LOCATING DRUM CPL.	1
16	0912060353	AH SCREW DIN0912-M 6X35	1
17	0019050103	INT. TORX FLAT HEAD M 5X10 8.8	1
18	75030085000	RETAINING PLATE F. CS BEARING	1
19	54834019000	SHIFT. RAIL MAIN SHAFT 250/300	1
20	54834020000	SHIFT. RAIL C. SHAFT 250/300	1
23	60034023000	ARRESTING LEVER SPRING 03	1
24	50334024144	LOCATING LEVER CPL. 08	1
25	54634052300	SLEEVE FOR LOCKING LEVER	1
26	0021050003	WASHER DIN9021-A 5,3	1
27	0025050206	HH COLLAR SCREW M5X20 TX30	1
31	54734031000	SHIFT LEVER CPL. 2-STROKE 2001	1
32	54634131000	STEP PLATE FOR SHIFT LEVER 250	1
33	54634031050	BOLT 6X25 FOR SHIFT LEVER	1
34	54634032100	SHIFTING LEVER SPRING 250	1
35	54634050000	STOP DISK 14X30X1	1
36	54632095000	NEEDLE BEAR.HK 1412 14X20X12	2
37	0760142460	SHAFT SEAL RING 14X24X6 B	1
38	50232050001	STEEL WASHER 6,4X17X3	1
39	50233041000	PAIR OF WASHERS M 6 NORDLOCK	1
40	59009062016	SPECIAL SCREW M6X16 WS=8 10.9	1

117753410 / C117753410

* NEW PART

X AS REQUIRED

COOLING SYSTEM

350 XC-F 2011

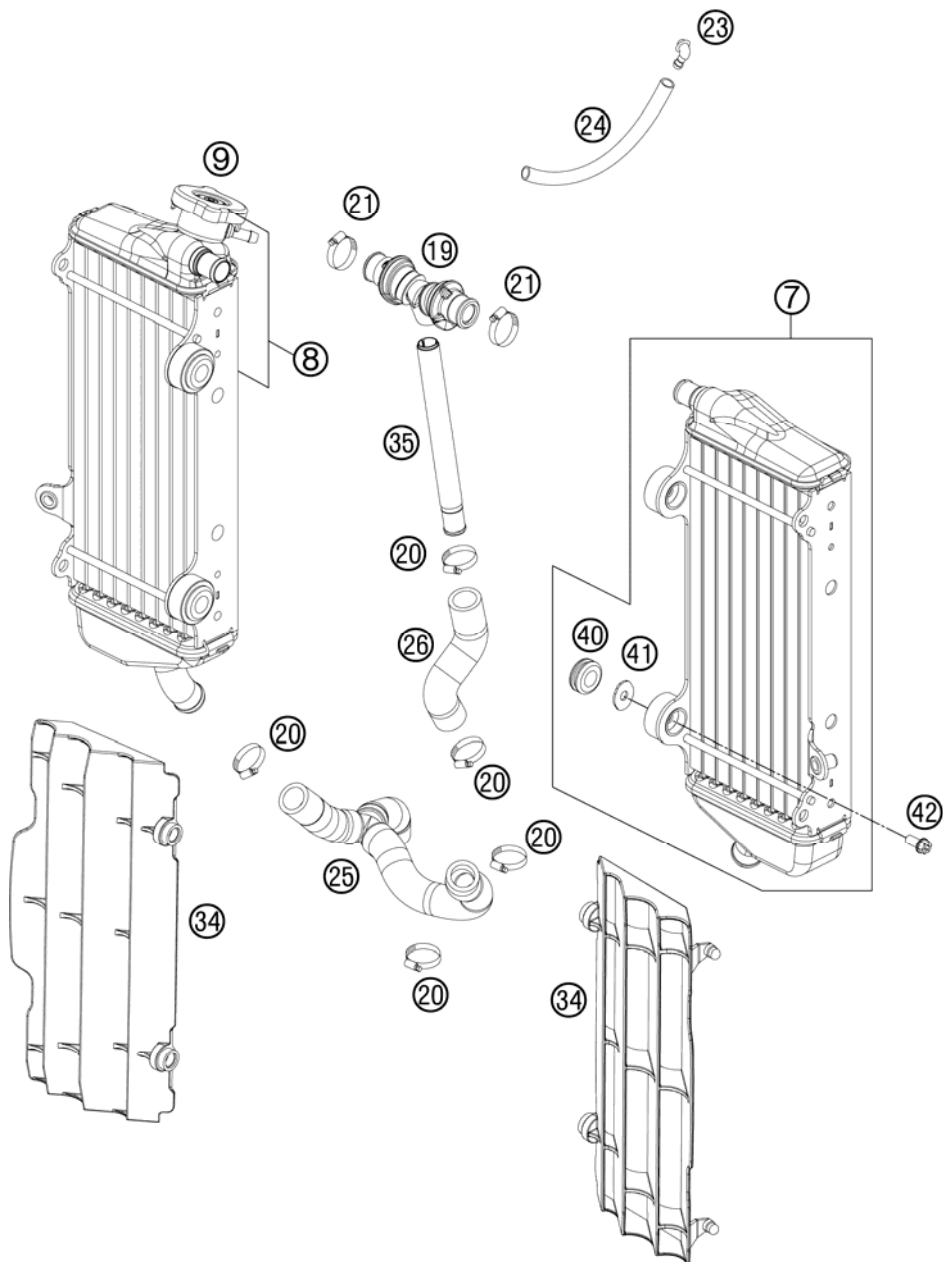


FIG	PART NUMBER	DESCRIPTION	QTY
7	77035007200	RADIATOR L/S 250 SX-F	1
8	77235008000	RADIATOR R/S "45637"	11
9	77335016000	RADIATOR CAP SMALL 1,8 BAR	1
19	77235071044	Y-CONNECOTOR CPL.	1
20	10001020000	HOSE CLAMP GEMI 16-27	5
21	42013037400	HOSE CLAMP NORMA 12/24	2
23	50303089000	ANGLE PIECE '97	1
24	31007107001	PVC-HOSE 6X9 MM PER METER	x
25	77235025033	RADIATOR HOSE CPL.+Y-CONNECT.	1
26	77235024000	PREFORMED HOSE ENG. Y-CONNECT.	1
34	7733503400004	RADIATOR PROTECTION L/S+R/S SX	2
34	7733503400030	RADIATOR PROTECTION BLACK 07	2
35	77235073000	HOSE CONNECTOR L=172,5	1
40	41001052000	RUBBER SLEEVE D=12MM	4
41	77335001000	WASHER FOR RADIATOR	08
42	0023060123	COLLAR SCREW M6X12	TX

117723530 / C117723530

* NEW PART

X AS REQUIRED

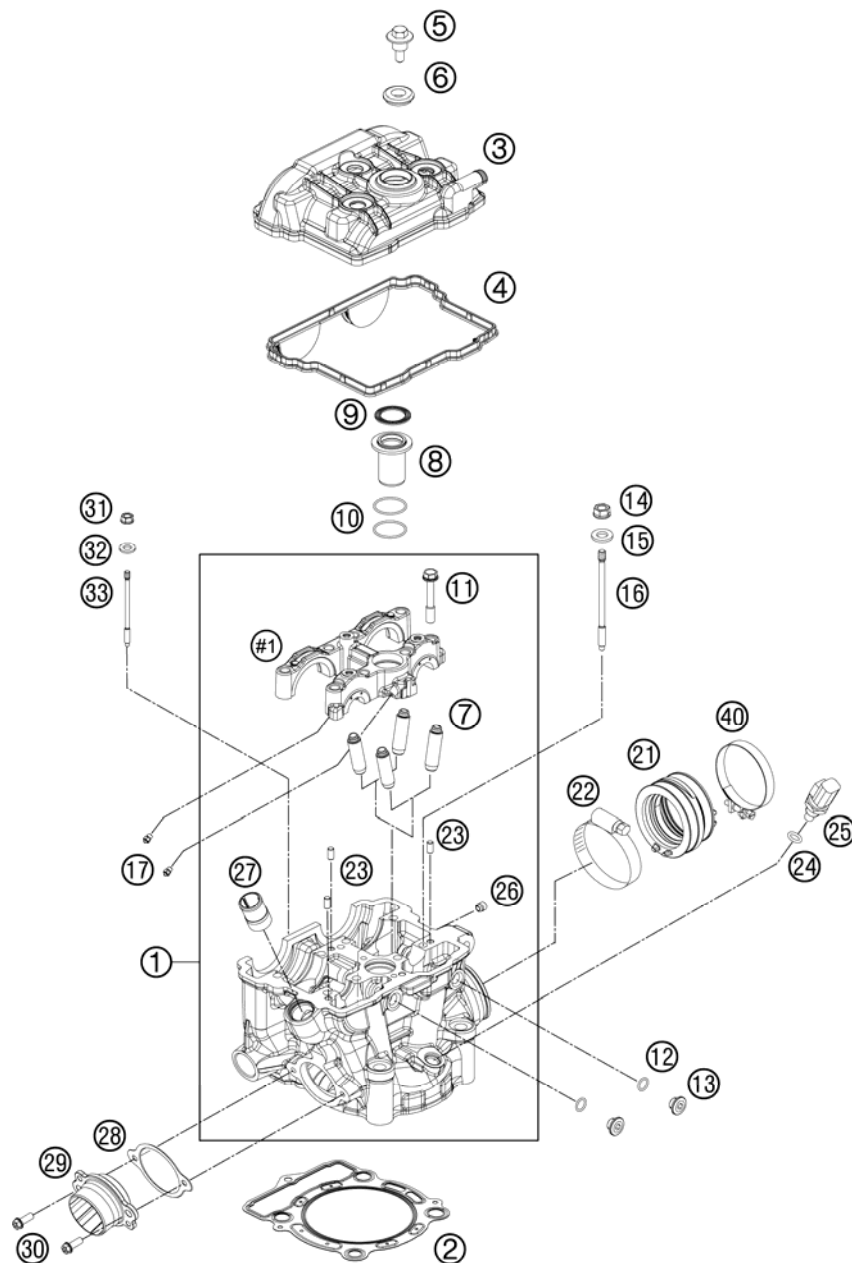
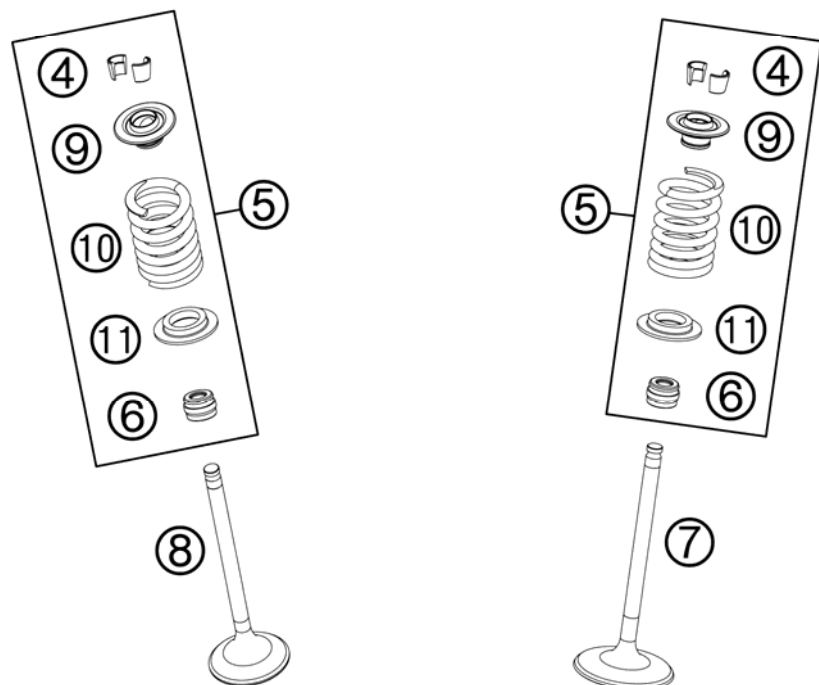


FIG	PART NUMBER	DESCRIPTION	QTY
1	77236020044	CYLINDER HEAD CPL.	1
2	77230036000	CYLINDER HEAD GASKET	1
3	7723605200033	VALVE COVER	1
4	77236053000	VALVE COVER GASKET	1
5	77336054150	VALVE COVER SCREW	3
6	77036054050	RUBBER GASKET FOR SCREW 05	3
7	77236025001	VALVE GUIDE INTAKT	4
8	77236075000	INSERT SPARK-PLUG SHAFT	1
9	77336053050	GASKET SPARK-PLUG SHAFT	1
10	0770260015	O-RING 1,5x26	2
11	77330067142	HH COLLAR SCREW M7X1X42	8
12	0770090015	O-RING 9X1,5 NBR	2
13	77236080000	SCREW PLUG	2
14	77336088210	COLLAR NUT M10X1,25 SW13	4
15	77336089010	WASHER 19X10,5X2,5	4
16	77230044000	STUD SCREW M10X1,25	4
17	60030063050	OIL JET 50 05	4
21	77236044000	CONNECTION RUBBER EFI	1
22	61036047000	HOSE CLAMP GEMI 63MM 05	1
23	0402050980	NEEDLE ROLLER DIN5402 5X9,8	3
24	0770100020	O-RING 10,00X2,00 SILCONE	1
25	60011252000	TEMPERAT.-SENSOR WATER LC8 02	1
26	59030296000	SCREW PLUG	1
27	58030010200	SCREW IN NOZZLE M20X1,5	1
28	77236041000	GASKET EXHAUST FLANGE	1
29	77236139000	ENGINEFLANGE	1
30	0025060166	HH COLLAR SCREW M6X16 TX30	2
31	77336088106	COLLAR NUT M6X1 SW8	1
32	0125060003	WASHER DIN0125-A 6,4	1
33	77330043000	STUD SCREW M6	1
40	77236048000	HOSE CLAMP GEMI 58MM	1

117723630 / C117723630

* NEW PART

X AS REQUIRED



EXHAUST

INTAKE

FIG	PART NUMBER	DESCRIPTION	QTY
1	77236056000	VALVE LEVER SHAFT	2
2	77236060000	VALVE LEVER	4
3	77036035172	SHIM D=8,9/1,72	x
3	77036035176	SHIM D=8,9/1,76	x
3	77036035180	SHIM D=8,9/1,80	x
3	77036035184	SHIM D=8,9/1,84	x
3	77036035188	SHIM D=8,9/1,88	x
3	77036035192	SHIM D=8,9/1,92	x
3	77036035196	SHIM D=8,9/1,96	x
3	77036035200	SHIM D=8,9/2,00	x
3	77036035204	SHIM D=8,9/2,04	x
3	77036035208	SHIM D=8,9/2,08	x
3	77036035212	SHIM D=8,9/2,12	x
3	77036035216	SHIM D=8,9/2,16	x
3	77036035220	SHIM D=8,9/2,20	x
3	77036035224	SHIM D=8,9/2,24	x
3	77036035228	SHIM D=8,9/2,28	x
3	77036035232	SHIM D=8,9/2,32	x
3	77036035236	SHIM D=8,9/2,36	x
3	77036035240	SHIM D=8,9/2,40	x
3	77036035244	SHIM D=8,9/2,44	x
3	77036035248	SHIM D=8,9/2,48	x
3	77036035252	SHIM D=8,9/2,52	x
3	77036035256	SHIM D=8,9/2,56	x
3	77036035260	SHIM D=8,9/2,60	x
4	77236033000	VALVE COLLET	8
5	77236028044	VALVE SPRING KIT	4
6	77236027000	VALVE-STEM SEALING	4
7	77236030200	INTAKE VALVE	2
8	77236031100	EXHAUST VALVE	2
9	77236032000	VALVE SPRING RETAINER	4
10	77036028400	VALVE SPRING	4
11	77236036100	VALVE SPRING HOLDER	4
99	77236030010	VALVE KIT 350SX-F	11

117723610 / C117753610

* NEW PART

X AS REQUIRED

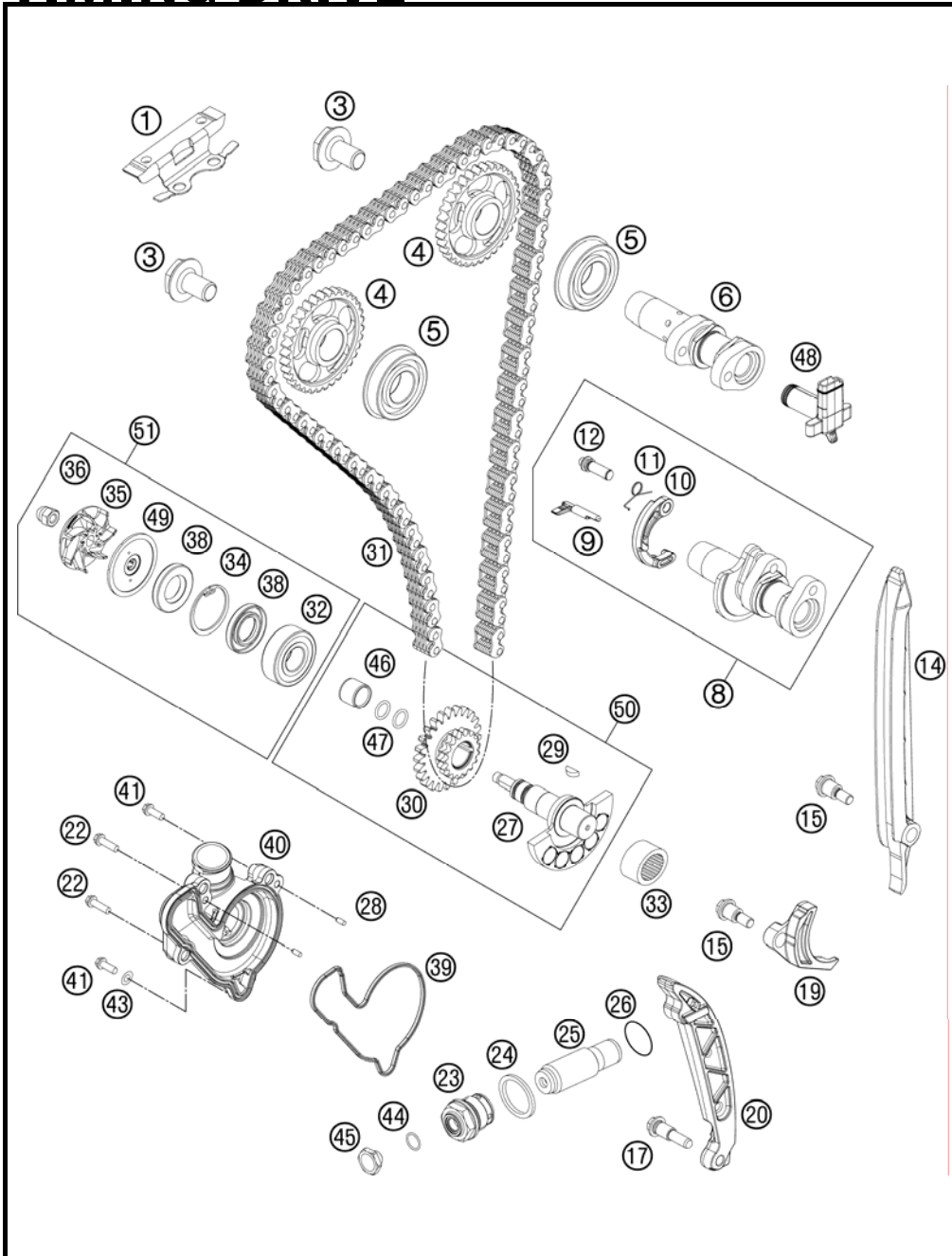


FIG	PART NUMBER	DESCRIPTION	QTY
1	77236004000	TIMING CHAIN GUIDE TOP	1
3	77036012100	CAMSHAFT GEAR SCREW	08 2
4	77236011000	CAMSHAFT GEAR	2
5	0625060043	BALL BEARING 6004 NR C3	'05 2
6	77236009000	CAMSHAFT INTAKE	1
8	77236010044	CAMSHAFT EXH. WITH DEKO CPL.	1
9	77236015000	AUTO DECOMPRESSION	1
10	77036016100	AUTO DECO WEIGHT	1
11	77236017000	SPRING FOR AUTO DECOMPR.	1
12	77236019000	BUSHING SCREW AUTODEC.	1
14	77236001000	TIMING CHAIN GUIDE	1
15	77236001060	BUSHING SCREW M6	2
17	77236002060	BUSHING SCREW M8	1
19	77236005000	SECURING PROTECTION	1
20	77236002000	TENSIONING RAIL	1
22	0025060406	HH COLLAR SCREW M6X40	TX30 2
23	77336008000	HOLDING BOLT M24X1,5	1
24	0603242920	CU SEAL-RING DIN7603 A24X29X2	1
25	77036003000	CHAIN ADJUSTER HYD.	'05 1
26	0770180020	O-RING 18,00X2,00 NBR 70	1
27	77236072000	BALANCER SHAFT	1
28	0402040980	NEEDLE ROL.DIN5402 NRB 4X9,8	2
29	0888030037	WOODRUFF KEY DIN6888-3X3,7	1
30	77236076000	TIMING VALVE TWIN WHEEL	1
31	77236013000	TIMING CHAIN	1
32	0625062022	BALL BEARING 6202 C0 2	1
33	77230058000	NEEDLE BEARING NK16/16	1
34	0472300120	CIRCLIP 30X1,2	1
35	81235055020	WATER PUMP ROTOR	1
36	61230045000	CAP NUT M6 STAINLESS STEEL	1
38	0760153045	SHAFT SEAL RING 15/30/4,5 BAUD	2
39	77235053000	GASKET FOR WATER PUMP COVER	1
40	77235052000	WATER PUMP COVER	1
41	0025060256	HH COLLAR SCREW M6X25	TX30 2
43	0603061001	CU-SEAL RING DIN7603-6X10X1	1

117753620 / C117753620

* NEW PART

X AS REQUIRED

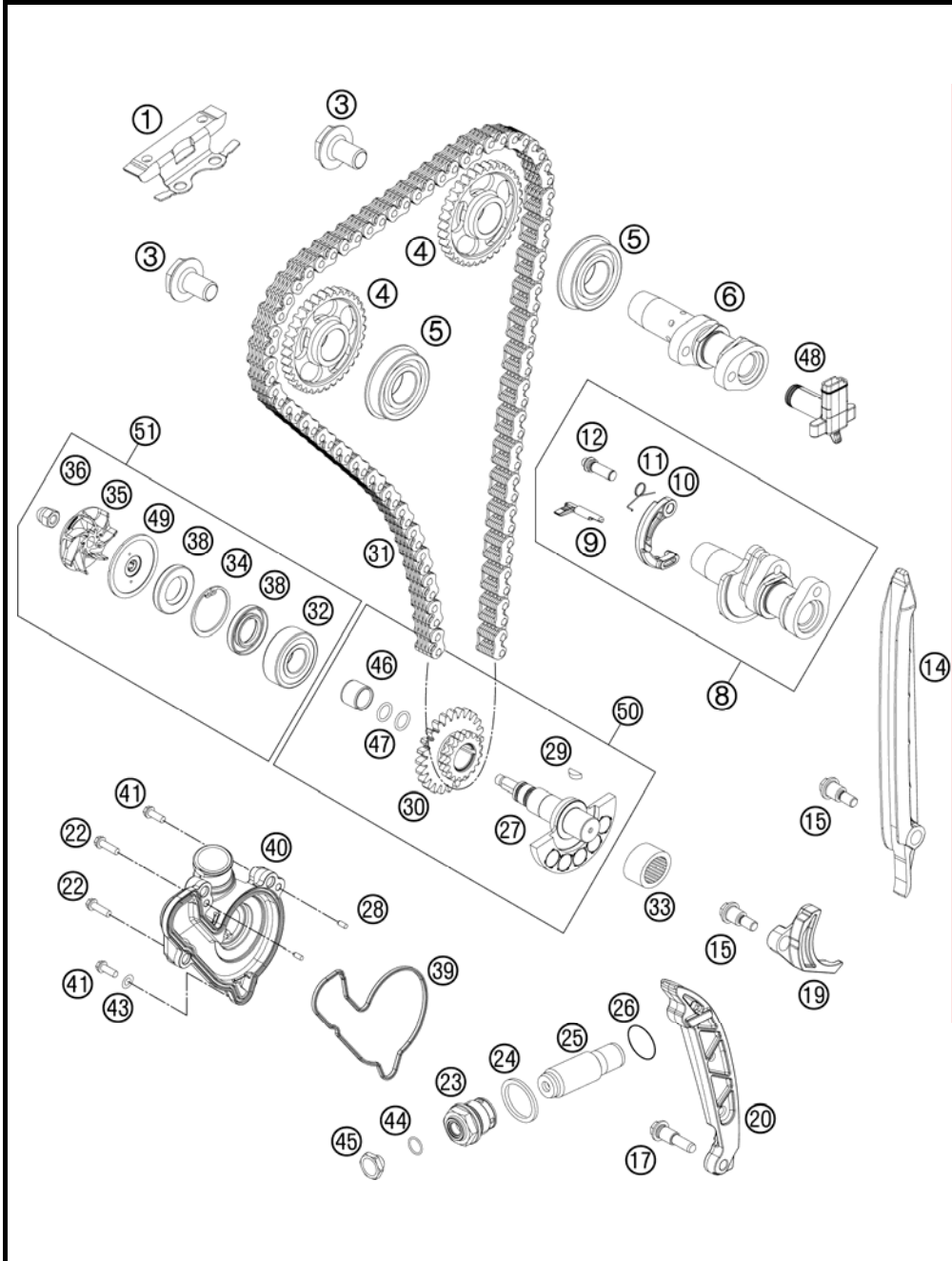


FIG	PART NUMBER	DESCRIPTION	QTY
44	0770010010	O-RING 10,00X1,00 NBR 70 SH	1
45	77336008010	HOLDING BOLT	1
46	77236072020	WEAR BUSHING WAPU	1
47	07700900151	O-RING 9x1,5 V75 SH DIN 3771	2
48	77236081000	ANGLE PIECE F. BREATHER SYSTEM	1
49	81235055110	DISC WATER PUMP	1
50	77236072033	AGW CPL.	x
51	77235055010	REP. KIT WATER PUMP WHEEL	x

117753620 / C117753620

* NEW PART

X AS REQUIRED

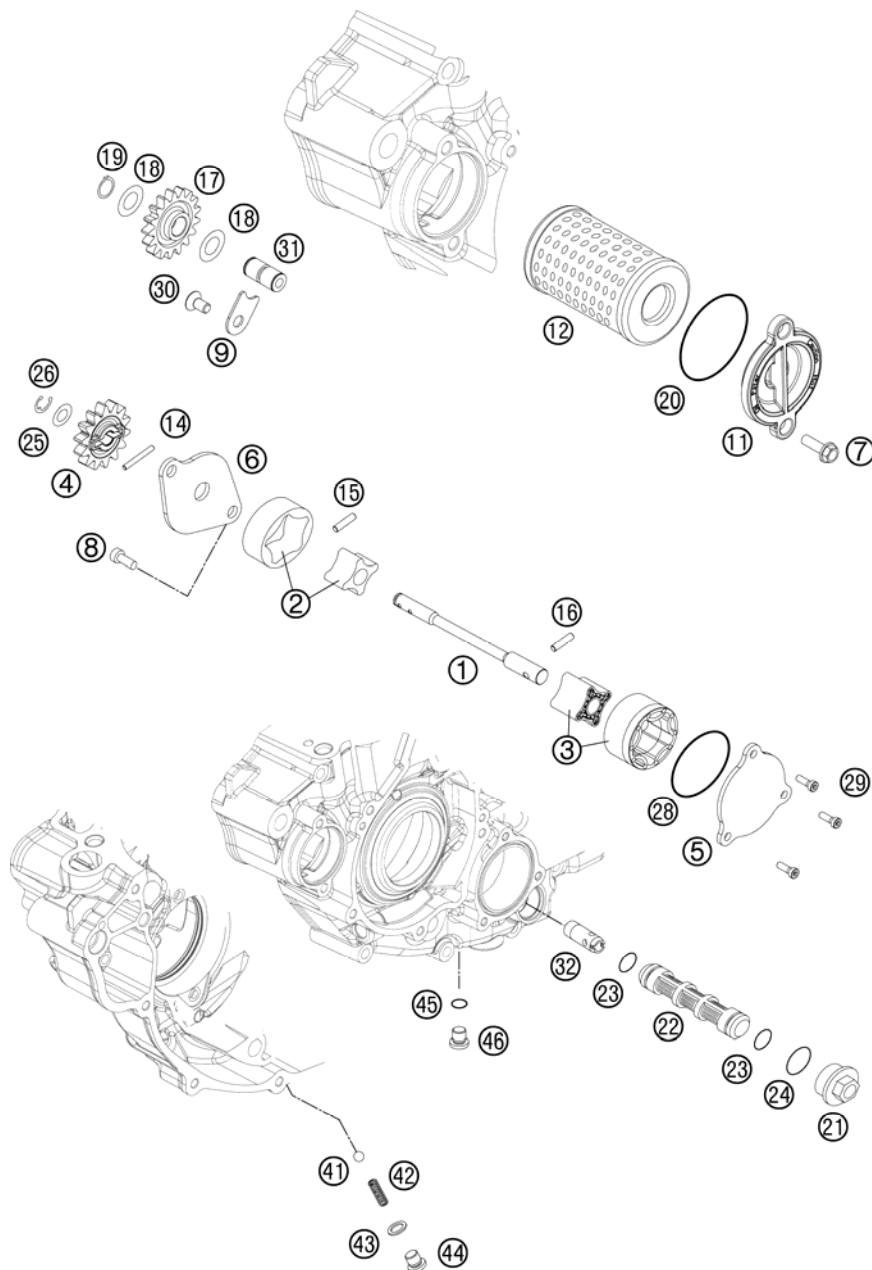


FIG	PART NUMBER	DESCRIPTION	QTY
1	77238102000	OIL PUMP SHAFT	1
2	59038011012	OILPUMP ROTOR 12MM G-95R/003	1
3	61238111000	ROTOR-SET CPL. 22MM	1
4	77038001100	OIL PUMP GEAR 14T 08	1
5	78038004000	OIL PUMP COVER SUCTION PUMP	1
6	77238003100	OIL PUMP COVER R/S	1
7	0025060166	HH COLLAR SCREW M6X16 TX30	2
8	0984050122	AH SCREW DIN6912-M 5X12	2
9	77238061050	AXIAL-CIRCLIP	1
11	77338041200	OIL FILTER COVER 08	1
12	77338005100	OIL FILTER	1
14	0402251980	NEEDLEROL.DIN5402 NRA 2,5X19,8	1
15	0402251180	NEEDLE ROLLER DIN5402 2,5X11,8	1
16	0402041580	NEEDLE ROLLER NRB 4X15,8 G2	1
17	77038006100	OILPUMP IDLER GEAR 08	1
18	0988121805	SHIM WASHER DIN0988-12X18X0,50	2
19	0471120010	CIRCLIP DIN0471-12X1	1
20	07703305178	O-RING 33,05X1,78	1
21	59038017000	PLUG M20X1,5 WS=13	1
22	59038016100	OIL SCREEN	1
23	0770125015	O-RING 12,5X1,5 NBR	2
24	0770020170	O-RING 17,17X1,78 GLO	1
25	58038007755	STOP DISK 8,1 X 15 X 0,5	1
26	0799060000	TAB WASHER DIN6799-RS 6,0	1
28	0770440020	O-RING 44,00X2,00 VITON	1
29	0984050163S	CYL. SCREW DIN6912 M5X16 8.8	3
30	0018050103	INT. TORX OVAL HEAD M 5X10 8.8	1
31	77038013100	BUSHING PIN	1
32	77038022000	OIL INTAKEPIPE	1
41	0401090003	BALL DIN5401-9	1
42	58038023300	PRESSURE SPRING L=25MM D=1MM	1
43	58038022000	CU-SEAL RING DIN7603-12X18X1,5	1
44	0908120153	PLUG DIN0908-M12X1,5	1
45	0770110015	O-RING 1,5x11 SILICON	1
46	78036081000	HOLDING BOLT M14X1,5	1

117723810 / C117723810

* NEW PART

X AS REQUIRED

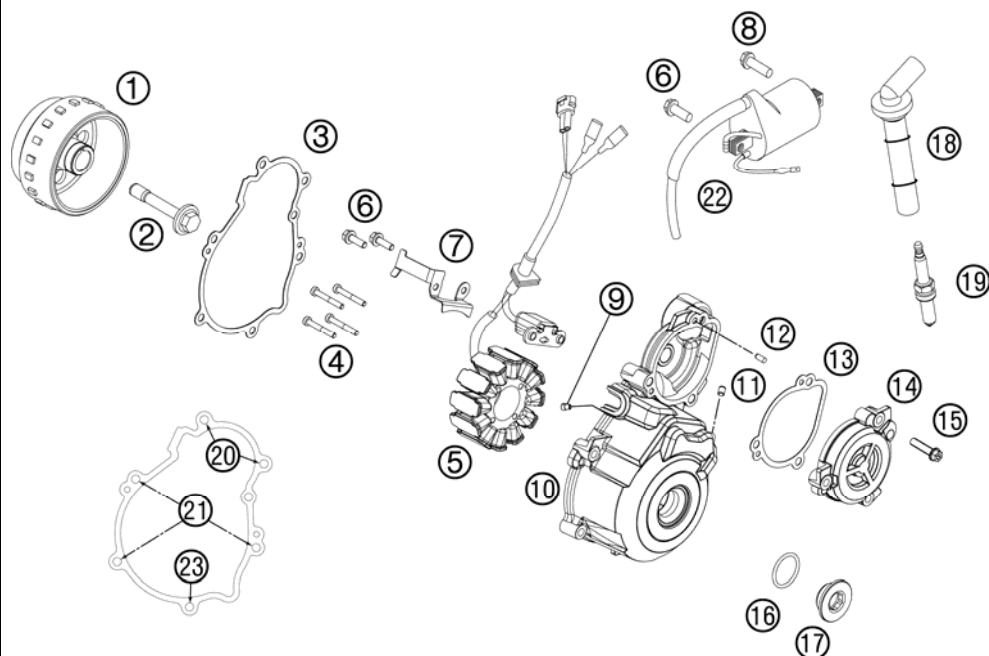


FIG	PART NUMBER	DESCRIPTION	QTY
1	77239005100	ROTOR EFI	1
2	77339010100	FLYWHEEL SCREW	1
3	77230040000	IGNITION COVER GASKET	1
4	0012040303	AH SCREW DIN6912 M4x30	4
5	77239004000	STATOR	1
6	0025050166	HH COLLAR SCREW M5X16 TX30	3
7	77230002050	WIRING RETAINING BRACKET	1
8	0025060206	HH COLLAR SCREW M6X20 TX30	1
9	80030058060	OIL JET "60" M4	1
10	7723000200015	IGNITION COVER	1
11	0913050063	THREAD PIN DIN 913 M5X6	1
12	0402040980	NEEDLE ROL.DIN5402 NRB 4X9,8	2
13	77240043000	GASKET TORQUE LIMITER	1
14	7723000201015	COVER TORQUE LIMITER	1
15	0025060256	HH COLLAR SCREW M6X25 TX30	1
16	07700240251	O-RING 24X2,5 VITON	1
17	7723000206030	FACTORY IGNITION COVER PLUG	1
18	77239090000	SPARK PLUG CONNECTOR	1
19	77239093000	PLUG NGK LMAR9AI - 8	1
20	0025060506	HH COLLAR SCREW M6X50 TX30	2
21	0025060306	HH COLLAR SCREW M6X30 TX30	3
22	58439006000	IGNITIONCOIL IG3826 KOKUSAN'96	1
23	0025060406	HH COLLAR SCREW M6X40 TX30	1

117723910 / C117723910

* NEW PART

X AS REQUIRED

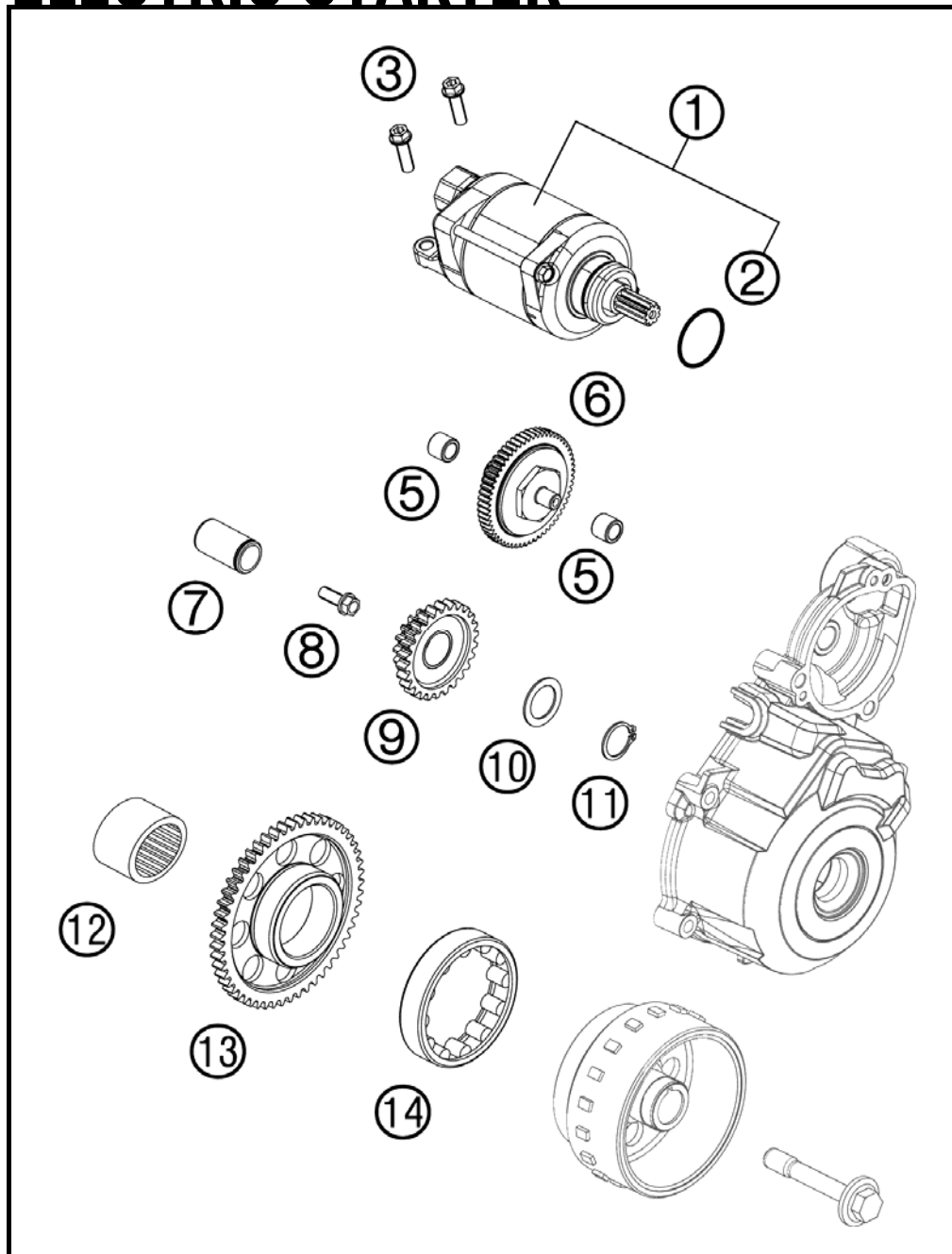


FIG	PART NUMBER	DESCRIPTION	QTY
1	77240001100	E-STARTER ENGINE CPL.	1
2	0770250030	O-RING 25,00X3,00 NBR 70	1
3	0025060256	HH COLLAR SCREW M6X25 TX30	2
5	0618081210	NEEDLE BUSH HK 0810 DIN 618	2
6	77240016000	TORQUE LIMITER	1
7	59040028000	BUSHING PIN	1
8	0015060163	HH COLLAR SCREW M 6X16 WS=8	1
9	77240022000	INTERMEDIATE STARTING GEAR	1
10	54633090000	STOP DISK 17,2X25X1	1
11	0471170010	CIRCLIP DIN0471-17X1	1
12	0618301617	NEEDLE BEARING HK 3016 B	1
13	77240020000	FREEWHEEL GEAR	1
14	77240026000	ROLLER FREE WHEEL	1

117724010 / C117724010

* NEW PART

X AS REQUIRED

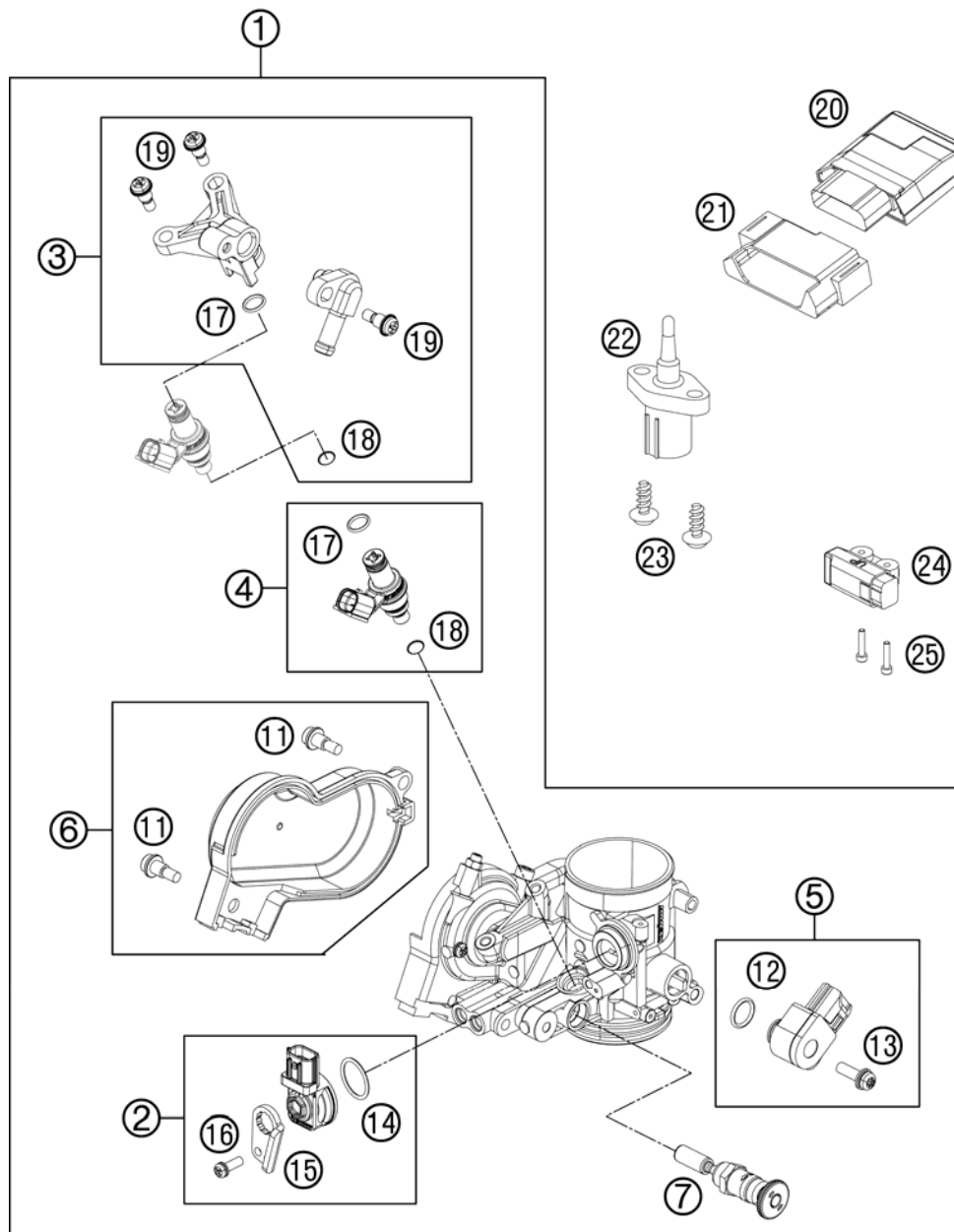


FIG	PART NUMBER	DESCRIPTION	QTY
1	77241001000	THROTTLE BODY	1
2	81241085044	MAP SENSOR CPL. 09	1
3	81241013044	FUEL RAIL CPL. 09	1
4	75041023044	FUEL INJECTOR ASSY SET 07	1
5	81241077044	TPS KPL. 09	1
6	81241056044	THROTTLE COVER CPL. 09	1
7	81241060000	STARTER VALVE COMP.	1
11	81241056020	SPECIAL SCREW AH	2
12	61041077010	O-RING THROTTLE POS. SENSOR	1
13	81241077030	SPECIAL SCREW	1
14	75041085010	O-RING	1
15	81241085020	PLATE 09	1
16	81241085030	SPECIAL SCREW	1
17	75041023020	O-RING	1
18	75041023010	SEAL RING	1
19	75041013010	SCREW SHOULDER	3
20	81241031100	TIMING CHARGER EFI	1
21	77241031050	RUBBER BRACKET ECU	1
22	61041080000	AMBIENT-AIR TEMPERATURE SENSOR	1
23	0025050166	HH COLLAR SCREW M5X16 TX30	2
24	61041088000	ROLLOVER SENSOR 05	1
25	0025060206	HH COLLAR SCREW M6X20 TX30	2

117724110 / C117724110

* NEW PART

X AS REQUIRED