

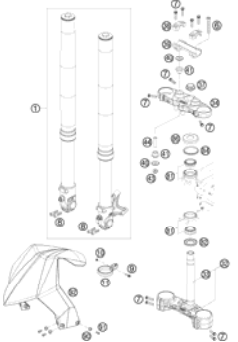

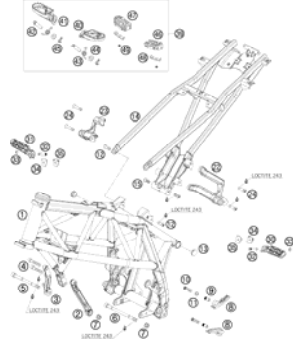
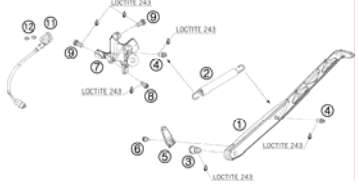
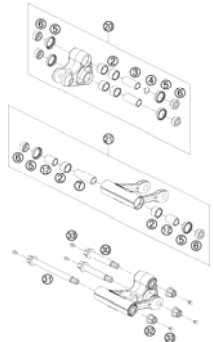
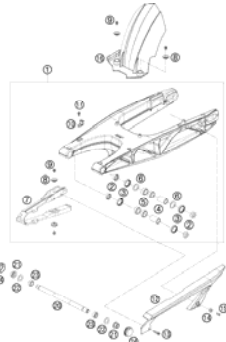
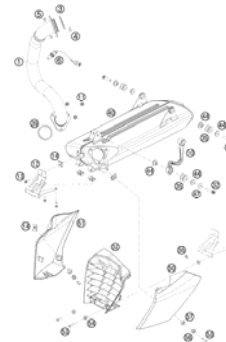
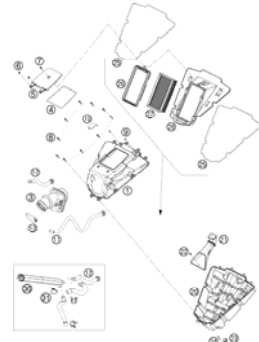
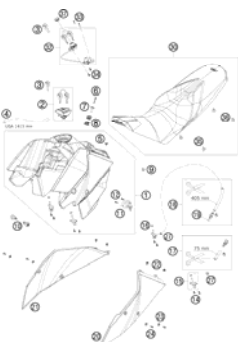
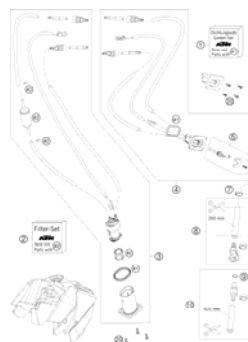

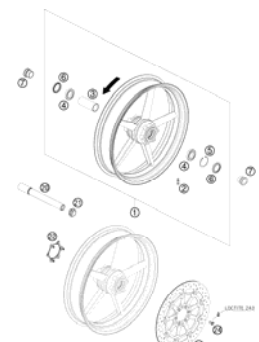
# 690 DUKE WHITE USA 2008

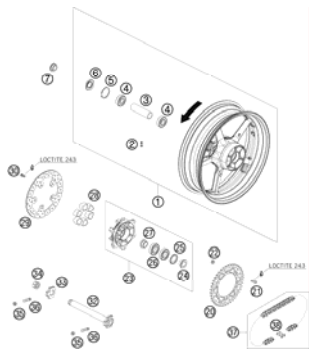
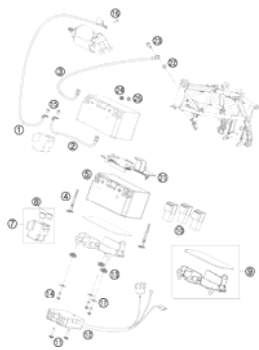
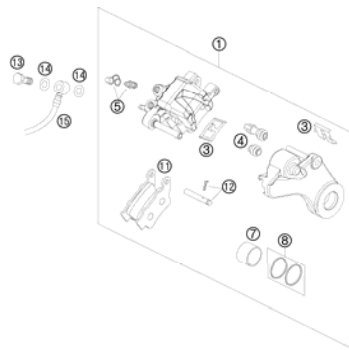

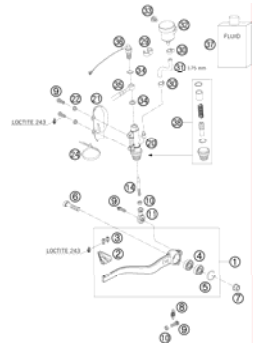
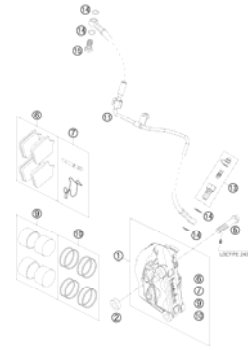
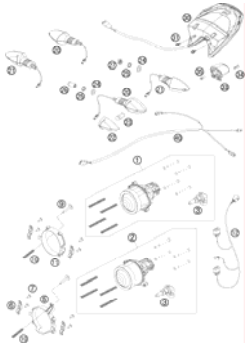
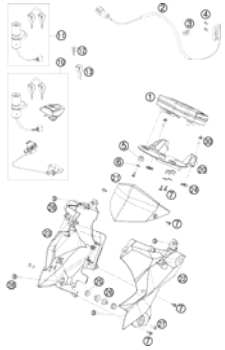
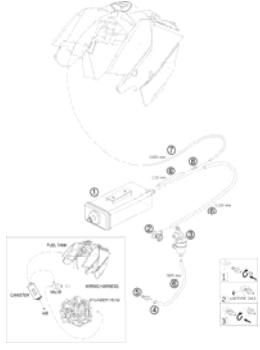
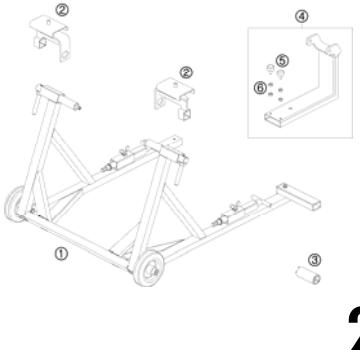
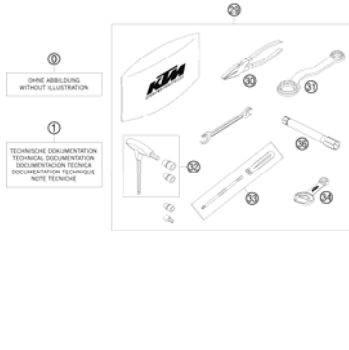
**SPARE PARTS MANUAL: CHASSIS**


**ART.NO.: 3CF9775H7EN**

**ENGLISH**



<p><b>FRONT FORK, TRIPLE CLAMP</b></p>  <p><b>4</b></p>	<p><b>HANDLEBAR, CONTROLS</b></p>  <p><b>5</b></p>	<p><b>FRAME</b></p>  <p><b>6</b></p>	<p><b>SIDE / CENTER STAND</b></p>  <p><b>7</b></p>
<p><b>PRO LEVER LINKING</b></p>  <p><b>8</b></p>	<p><b>SWING ARM</b></p>  <p><b>9</b></p>	<p><b>EXHAUST SYSTEM</b></p>  <p><b>10</b></p>	<p><b>AIR FILTER</b></p>  <p><b>11</b></p>
<p><b>TANK, SEAT, COVER</b></p>  <p><b>12</b></p>	<p><b>FUEL PUMP</b></p>  <p><b>13</b></p>	<p><b>MASK, FENDERS</b></p>  <p><b>14</b></p>	<p><b>FRONT WHEEL</b></p>  <p><b>16</b></p>

<b>REAR WHEEL</b>  <p>17</p>	<b>BATTERY</b>  <p>18</p>	<b>BRAKE CALIPER REAR</b>  <p>19</p>	<b>HAND BRAKE CYLINDER</b>  <p>20</p>
<b>REAR BRAKE CONTROL</b>  <p>21</p>	<b>BRAKE CALIPER FRONT</b>  <p>22</p>	<b>LIGHTING SYSTEM</b>  <p>23</p>	<b>INSTRUMENTS / LOCK SYSTEM</b>  <p>24</p>
<b>EVAPORATIVE CANISTER</b>  <p>25</p>	<b>SPECIAL TOOLS</b>  <p>26</p>	<b>ACCESSORIES KIT</b>  <p>27</p>	

		<p>All information contained is without obligation. KTM-Sportmotorcycle AG particularly reserves the right to modify any equipment, technical specifications, prices, colors, shapes, materials, services, service work, constructions, equipment and the like so as to adapt them to local conditions or to cancel any of the above items, all without previous announcement and without giving reasons. KTM may stop manufacturing certain models without previous notice. KTM shall not be held liable for any deviations of availability and/or ability to deliver, illustrations, descriptions, printing and/or other errors. The illustrated models partly contain extra equipment, which is not applied to standard models. © by KTM-SPORTMOTORCYCLE AG, Mattighofen AUSTRIA; All rights reserved; Reprint, also in extracts, with written allowance of KTM-SPORTMOTORCYCLE AG, Mattighofen only.</p>	

# FRONT FORK, TRIPLE CLAMP

690 DUKE WHITE USA 2008

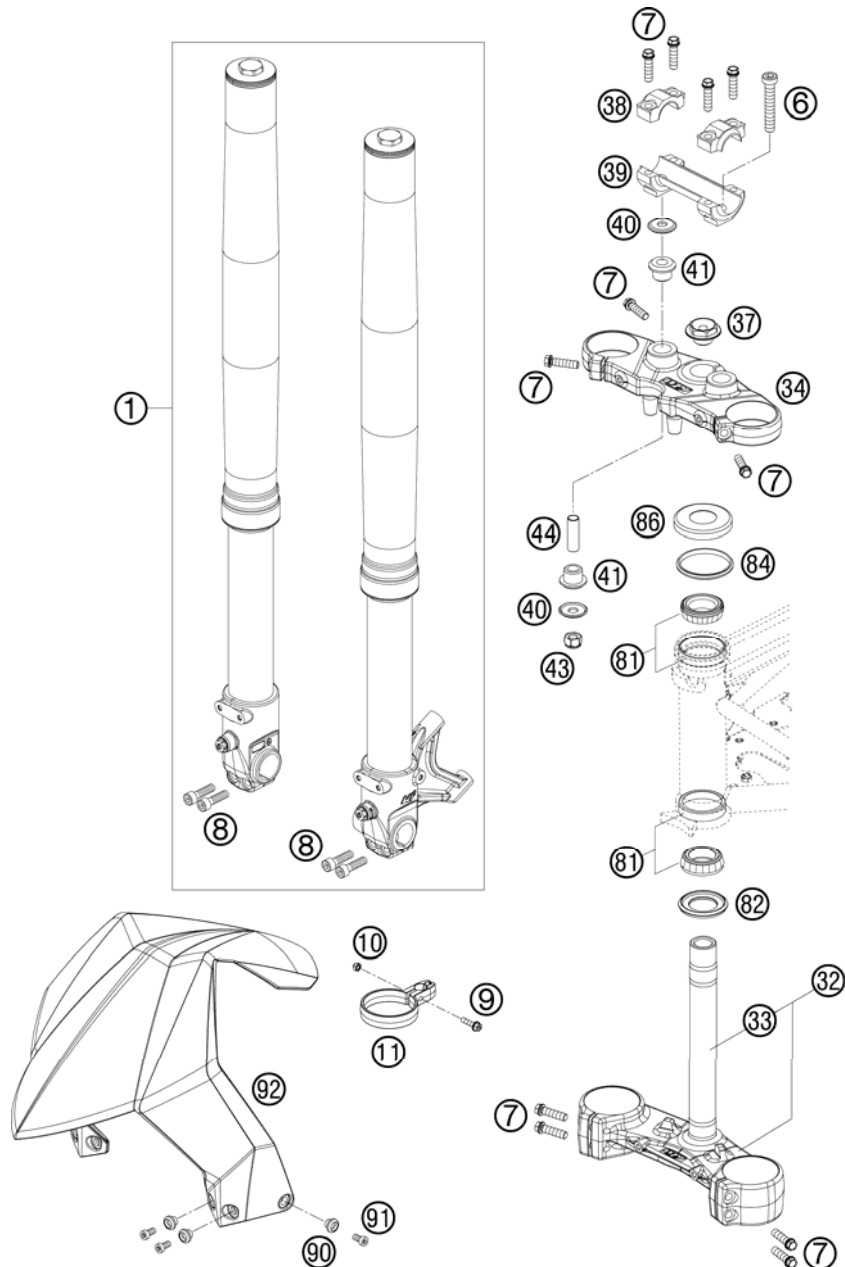


FIG	PART NUMBER	DESCRIPTION	QTY
1	14187D09	FORK WP USD 48MM DUKE 08	1
6	0012100603	AH SCREW DIN6912-M10X60	2
7	0025080306	HH COLLAR SCREW M8X30 TX40	11
8	0912080303	AH SCREW DIN0912-M 8X30	4
9	0025050206	HH COLLAR SCREW M5X20 TX30	1
10	0985050003	SELF LOCKING NUT DIN0985-M 5	1
11	75001070000	CLAMP BRAKE HOSE 07	1
32	7500103203201S	BOTTOM TRIPLE CLAMP CPL. 07	1
33	60001033000	FORK TUBE LC8 ADV 03	1
34	7500103403201S	TOP TRIPLE CLAMP 54MM 07	1
37	54801036000	STEER.HEAD SCREW M20X1,5 WS=27	1
38	5900103830001S	HANDLEBAR CLAMP 28MM 07	2
39	5900103920001S	HANDLEBAR SUPPORT 28MM 07	1
40	56401042000	WASHER 10,5X32X2	4
41	56401040000	RUBBER BUSHING	4
43	0982100003	SELF LOCK.NUT DIN0982-M10 HIGH	2
44	61001041000	SPACER TUBE 10,2X12X38 05	2
81	54201081100	TAPERED ROLLER BEARING CPL. 06	2
82	54601084100	O-RING SUPPORT W. SEALING LIP	1
84	54601184000	STEERING HEAD GASKET TOP	1
86	61001086000	STEERING HEAD COVER 05	1
90	75001094010	BUSHING MUD FLAP 07	6
91	0012060123	AH SCREW DIN6912 M6X12	6
92	7560801000040A	FENDER FRONT BLACK MET. 08	1

087560110 / C087560110

\* NEW PART

X AS REQUIRED

# HANDLEBAR, CONTROLS

690 DUKE WHITE USA 2008

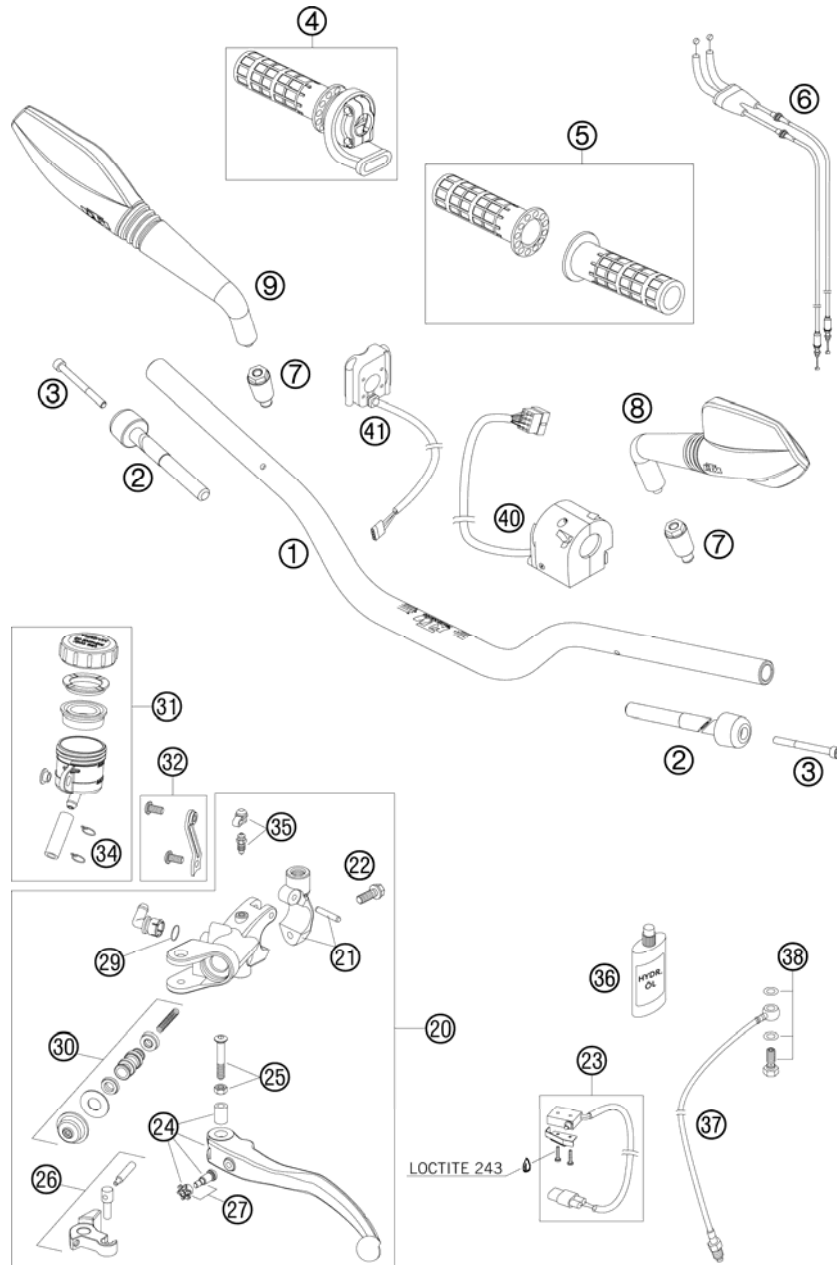


FIG	PART NUMBER	DESCRIPTION	QTY
1	75002001000	HANDLEBAR D=28MM	07
2	61002004000	VIBRATIONS ABSORBER	05
3	0912060653	AH SCREW DIN0912-M 6X65	
4	75002010000	THROTTLE GRIP CPL.	07
5	58302021100	GRIPP SET	
6	75002091000	THROTTLE CABLE	07
7	58412040050	SUPPORT FOR MIRROR LC4 '98	
8	61112040000	REVIEW MIRROR L/S	07
9	61112041000	REVIEW MIRROR R/S	07
20	61002030000	MASTER CYLINDER CPL.	05
21	61002044000	CLAMP MIRROR WITH PIN	
22	0015060163	HH COLLAR SCREW M 6X16 WS=8	
23	61011049000	CLUTCH SWITCH	05
24	61002031000	CLUTCH LEVER CPL.	05
25	61002038000	LEVER SCREW CPL.	05
26	61002056000	ROCKER CPL.	05
27	61002043000	ADJUSTING SCREW CPL.	
29	61002051000	O-RING ANGLE PIECE	
30	61002032000	REP.SET PISTON D=13	05
31	61002055000	RESERVOIR CPL.	05
32	61002055050	BRACKET AND SCREWS F. RESERV.	
34	58007117000	YDNAC-CLAMP 10107 10MM	
35	61002054000	BLEEDER SCREW WITH CAP	
36	50302036200	OIL FOR HYD. CLUTCH 75ML	
37	75632063000	CLUTCH PIPE SM PRESTIGE	07
38	59032062000	HOLLOW SCREW + COPPER GASKET	
40	61011070000	LIGHT SWITCH	05
41	58411074100	START-STOP SWITCH AD LC4	02

087560210 / C087560210

\* NEW PART

X AS REQUIRED

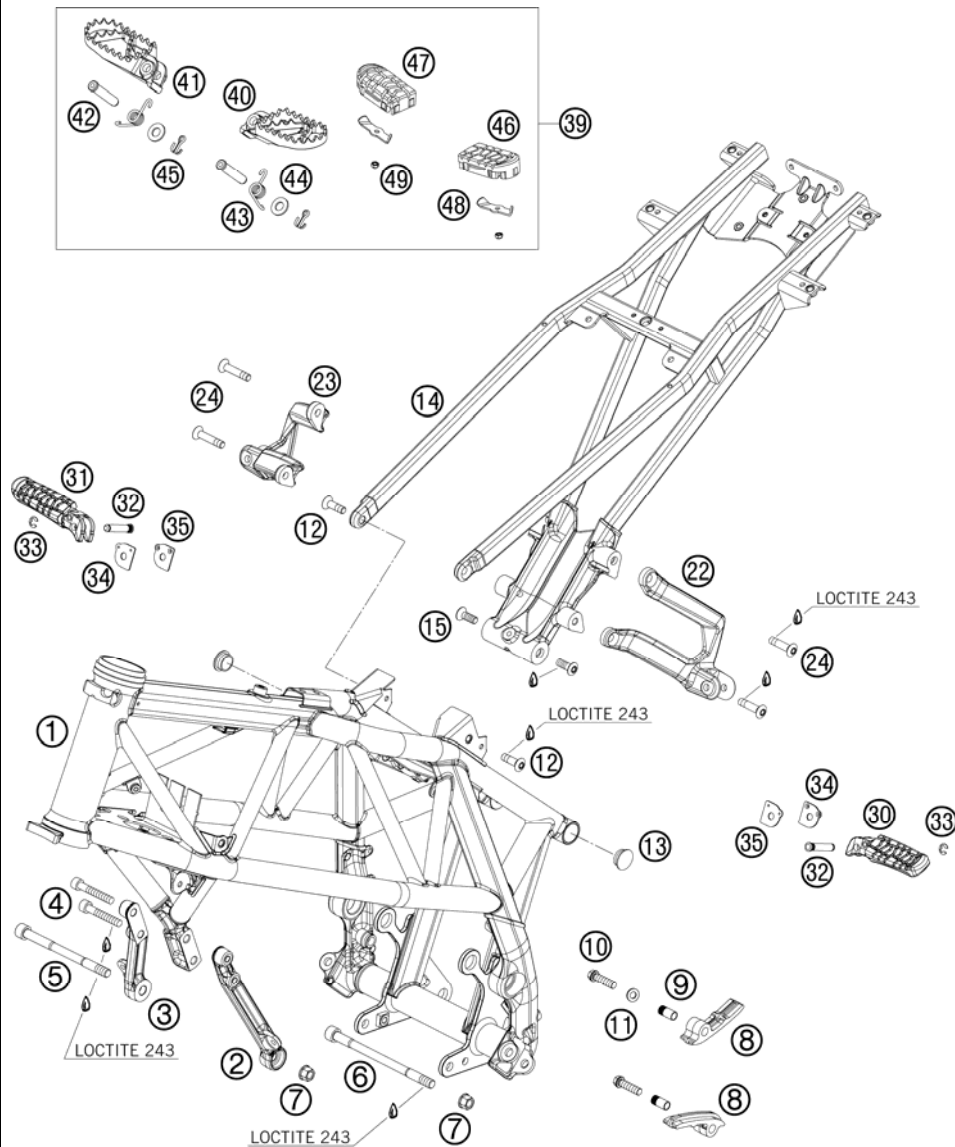


FIG	PART NUMBER	DESCRIPTION	QTY
1	7500300120033	FRAME "EH08" BLACK MATT 08	1
2	7500300104901	CONNECTION BRACKET ENG. L/S 07	1
3	7500310104901	CONNECTION BRACKET ENG. R/S 07	1
4	0912080503	AH SCREW DIN912 M8X50	2
5	75603015000	SPECIAL SCREW M10X129 HEX8 08	1
6	75003014000	SCREW	1
7	54630044000	COLLAR NUT M10 WS=13	2
8	54804067000	CHAIN SLIDING PIECE 03	2
9	51103053051	BUSHING 8,2X10X20	2
10	0025080306	HH COLLAR SCREW M8X30 TX40	2
11	0125080003	WASHER DIN0125-A 8,4	1
12	0019080206S	FLAT HEAD SCREW M. ISA45 M8X20	2
13	61003088000	PLUG SFL28 05	2
14	7500300200033	SUB FRAME BLACK MATT	1
15	0019100289S	COUNTERSUNK SCREW ISA45 M10X28	2
22	7560304800001S	FOOTREST BRACKET REAR L/S	1
23	7560304900001S	FOOTREST BRACKET REAR R/S	1
24	0019080306S	COUNTER-SUNK SCREW ISA45 M8X30	4
30	60003050000	FOOTREST CPL. L/S REAR 03	1
31	60003051000	FOOTREST CPL. R/S REAR 03	1
32	60003044000	BOLT FOR FOOTREST REAR 03	2
33	0799060003	TAB WASHER DIN6799-RS 6,0	2
34	60003052000	ENGAGE PANEL FOOTREST R/S 03	2
35	60003152000	ENGAGE PANEL FOOTREST L/S 03	2
39	60003040033	FOOTREST L/S+R/S CPL. 03	1
40	59003040250	FOOT PED L/S SILVER 02	1
41	59003041250	FOOT PED R/S SILVER 02	1
42	54803044000	BOLT FOR FOOT PED 03	2
43	54603041000	FOOTREST SPRING L/S & R/S	2
44	0125100003	WASHER DIN0125-A10,5	2
45	0094032253	PIN DIN0094-3,2X25 STEEL	2
46	60003040010	FOOTREST RUBBER FRONT L/S 03	1
47	60003041010	FOOTREST RUBBER FRONT R/S 03	1
48	60003044010	CLOSING PANEL FRONT L/S R/S 03	2
49	0985050003	SELF LOCKING NUT DIN0985-M 5	2

087560310 / C087560310

\* NEW PART

X AS REQUIRED

# SIDE / CENTER STAND

690 DUKE WHITE USA 2008

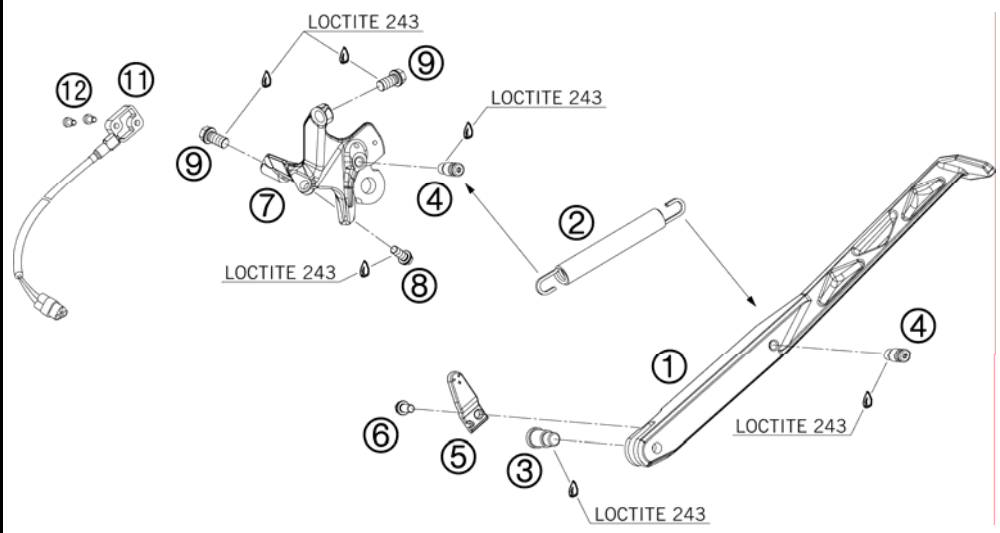


FIG	PART NUMBER	DESCRIPTION	QTY
1	7560302301001S	SIDE STAND 08	1
2	61003024000	SPRING L=116 MM 05	1
3	62503027100	SCREW F. SIDE STAND M10X31,2	1
4	75603023011	BOLT F. SIDE STAND SPRING	2
5	62503029050	MAGNET HOLDER 05	1
6	0025060126	HH COLLAR SCREW M6X12 TX30	1
7	75603023053	SIDE STAND SUPPORT 08	1
8	59009062016	SPECIAL SCREW M6X16 WS=8 10.9	1
9	0025080166	HH COLLAR SCREW M8X16 TX40	2
11	61011045000	SIDE STAND SENSOR 05	1
12	0084040083	CYL.HEAD SCREW DIN0084-M 4X8 A	2

087560360 / C087560360

\* NEW PART

X AS REQUIRED



# PRO LEVER LINKING

690 DUKE WHITE USA 2008

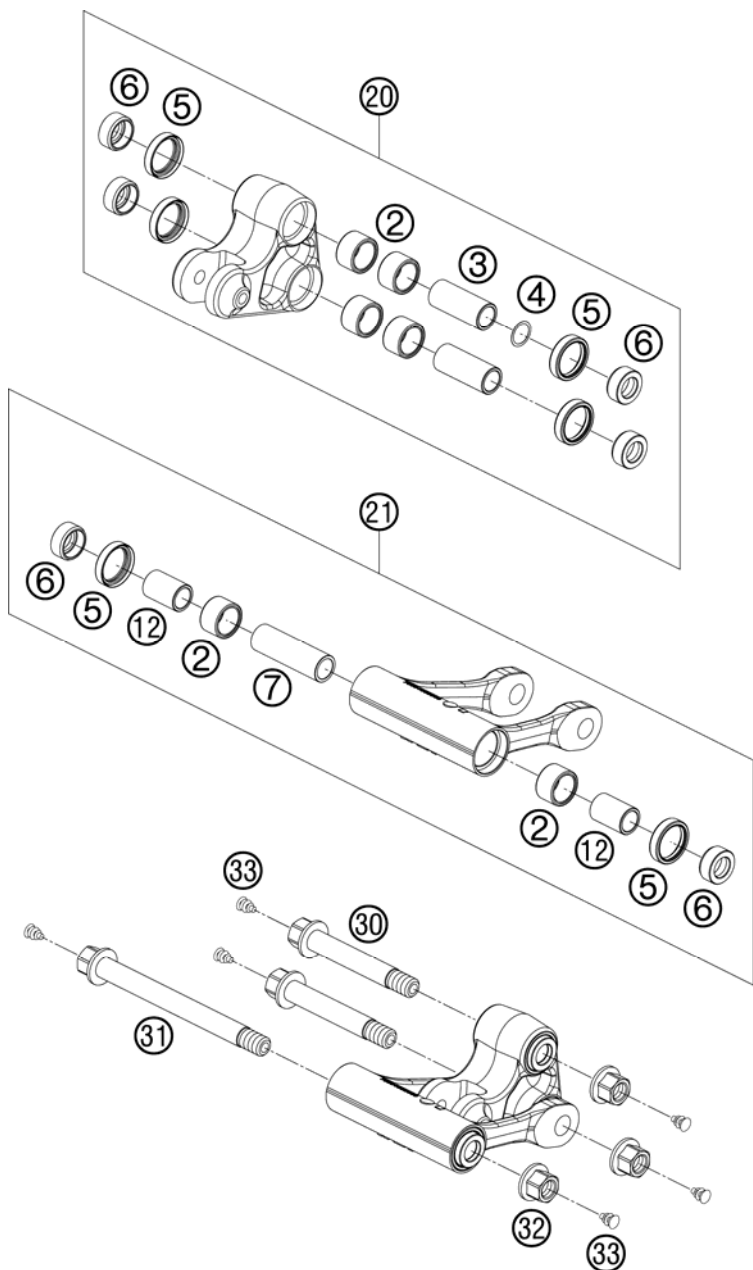


FIG	PART NUMBER	DESCRIPTION	QTY
2	54603097000	NEEDLE BUSH HK 2016	6
3	54603081000	BUSHING SLEEVE 15 X 20 X 48	2
4	54603090020	STEEL WASHER 15,2X19X0,2	1
5	0760253270	SHAFT SEAL RING 25X32X7	6
6	58303090000	SPAC.F.SHAFT SEALRING 15X25X11	6
7	75004084000	SPACER SLEEVE 15X20X63 07	1
12	50203081800	BEARING BUSHING	2
20	7500408004401	SETTING LEVER CPL. 07	1
21	7500408304401	INTERMEDIATE LEVER CPL. 07	1
30	54603182044	BOLT CPL.	2
31	75004085044	BOLT KPL	1
32	54603015000	SELF LOCKING NUT M14X1,5 WS=19	3
33	54403135000	PLASTIC CAP SFL10	6

087500460 / C087500460

\* NEW PART

X AS REQUIRED

# SWING ARM

690 DUKE WHITE USA 2008

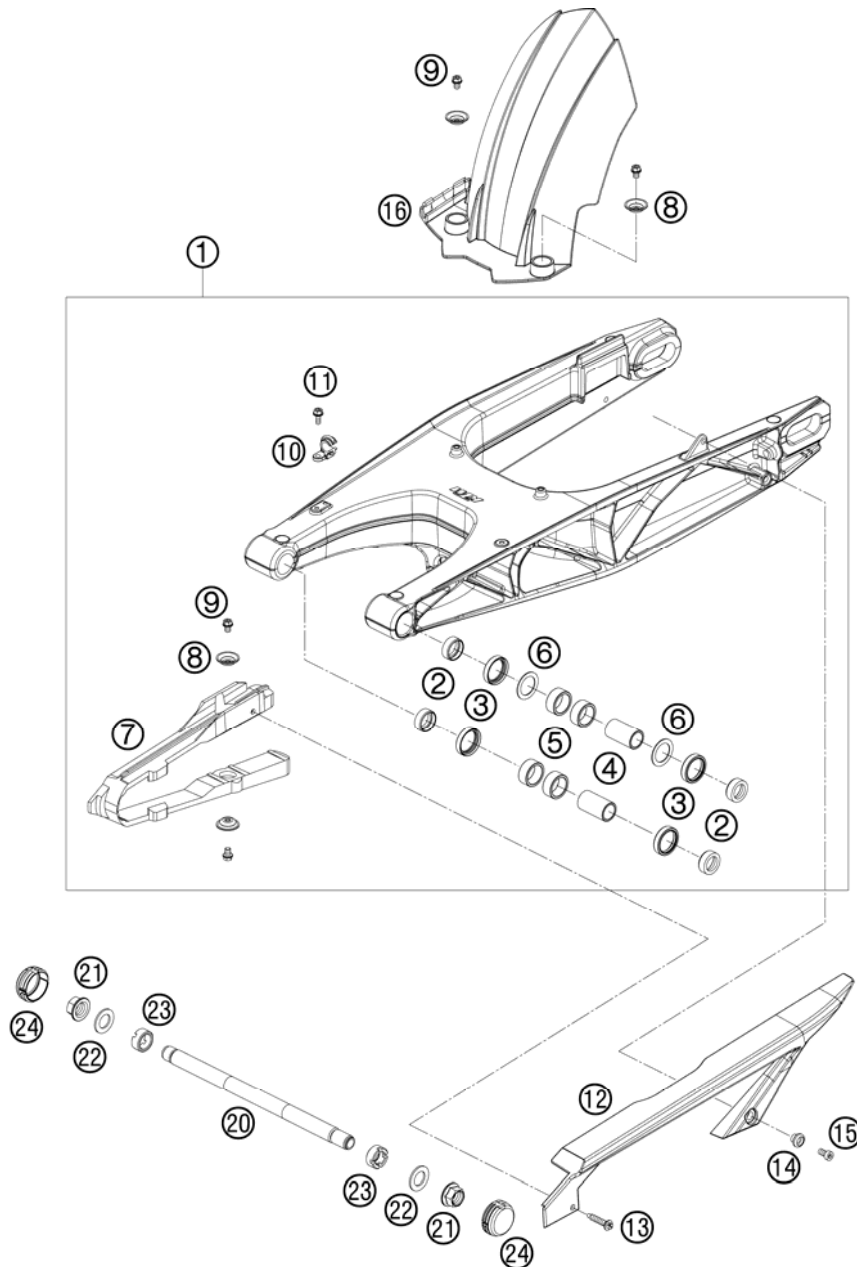


FIG	PART NUMBER	DESCRIPTION	QTY
1	7500403004433	SWING SM CPL. 07	1
2	54804034000	BUCKET F. SHAFT SEAL RING 03	4
3	0760253270	SHAFT SEAL RING 25X32X7	4
4	59404032000	BEARING SLEEVE 17X22X38,7 03	2
5	59004031100	NEEDLE BEARING HK2212V	4
6	54603036000	STOP DISK 22,2X31,7X1	2
7	75004066000	CHAIN SLIDING PROTECTION 07	1
8	72210079000	BUCKET	4
9	0025060086	HH COLLAR SCREW M6X8 TX30	4
10	5461107610030	RET. CLAMP F. BRAKE HOSE BLACK	1
11	0009050103	SPECIAL SCREW M 5,0X10	1
12	75004060000	CHAIN GUARD	1
13	0017060303	SPECIAL SCREW T60 6X30 WS=6	1
14	75001094010	BUSHING MUD FLAP 07	1
15	0012060123	AH SCREW DIN6912 M6X12	1
16	75604050000	MUD FLAP 08	1
20	75004037000	SWING ARM BOLT L=272MM 07	1
21	54804038000	SELF LOCK.NUT M16X1,5 WS=19 03	2
22	75004042000	WASHER 07	2
23	75004046000	ADJUSTING RING M24X1,5 07	2
24	75003088000	PLASTIC CAP 07	2

087560490 / C087560490

\* NEW PART

X AS REQUIRED

# EXHAUST SYSTEM

690 DUKE WHITE USA 2008

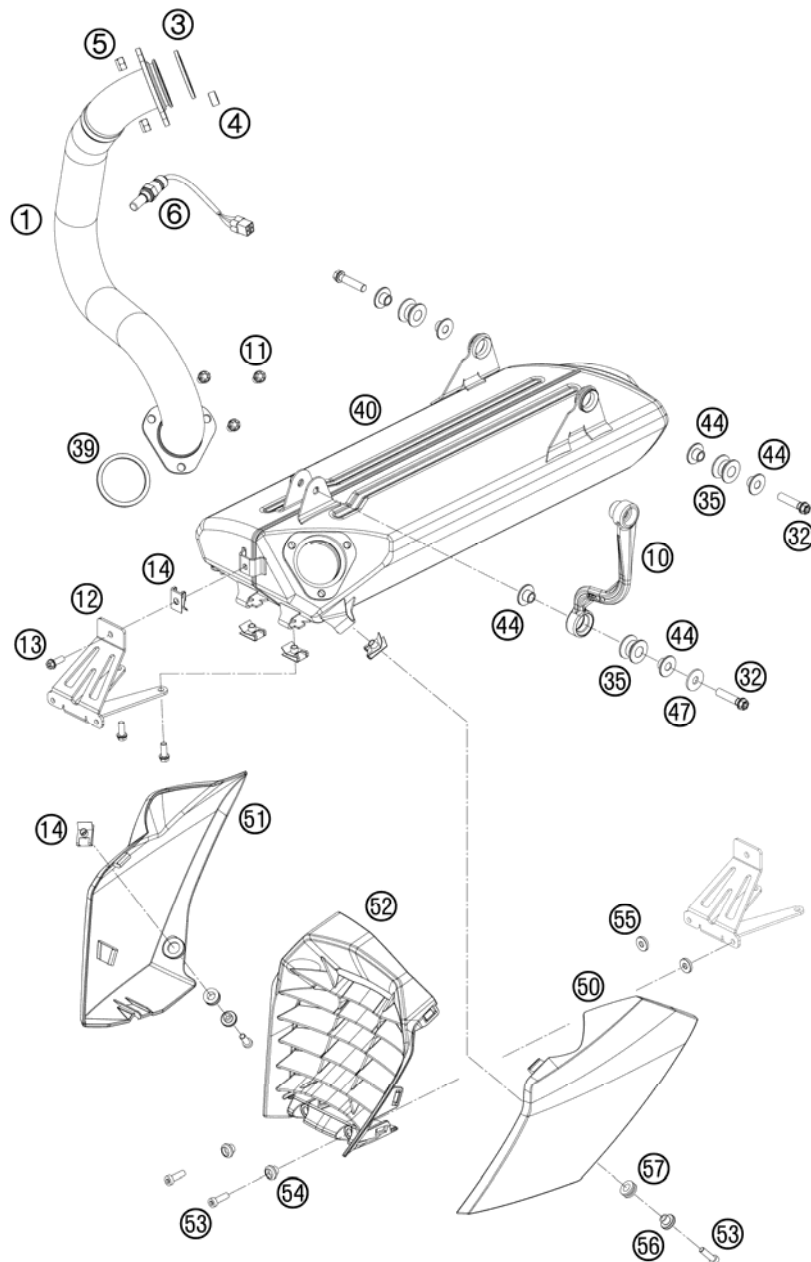


FIG	PART NUMBER	DESCRIPTION	QTY
1	75605007000	EXHAUST PIPE FRONT 08	1
3	61005005000	EXHAUST GASKET 05	1
4	61005009000	SPACER BUSH. 8,5X15X7,5 05	1
5	51010086100	SELF LOCKING NUT M 8 CU	2
6	75041090000	LAMBDA SENSOR 07	1
10	7560501400001	SUPPORT F. EXHAUST SILENCER 08	1
11	0025080166	HH COLLAR SCREW M8X16 TX40	3
12	75608020060	RETAINING PLATE FRONT SPOILER	1
13	0025060166	HH COLLAR SCREW M6X16 TX30	3
14	54603048100	RANGE CHANGE METAL NUT M6	5
32	0025080356	HH COLLAR SCREW M8X35 TX40	3
35	54305068100	DAMP. COMPONENT SILICONE GREY	3
39	75605005000	EXHAUST GASKET 57,6X3,5 08	1
40	75605183000	SILENCER LC4 DUKE USA 08	1
44	58405050065	COLLAR BUSH 8,5X12X23,5X10	6
47	0021080003	WASHER DIN9021-A 8,4	1
50	7560802300020A	FRONT SPOILER L/S WHITE	1
51	7560802400020A	FRONT SPOILER R/S WHITE	1
52	75608020000	FRONT SPOILER-CENTER PART	1
53	0984060203	AH SCREW DIN6912-M 6X20 8.8	4
54	75001094010	BUSHING MUD FLAP 07	2
55	75608067000	INSULATING DISK 6,2X16X3	2
56	75001094020	COLLAR BUSH 6,25X9,2X17X11 08	2
57	75608020010	RUBBER SLEEVE 9X17X7MM 08	2

087560510 / C087560513

\* NEW PART

X AS REQUIRED

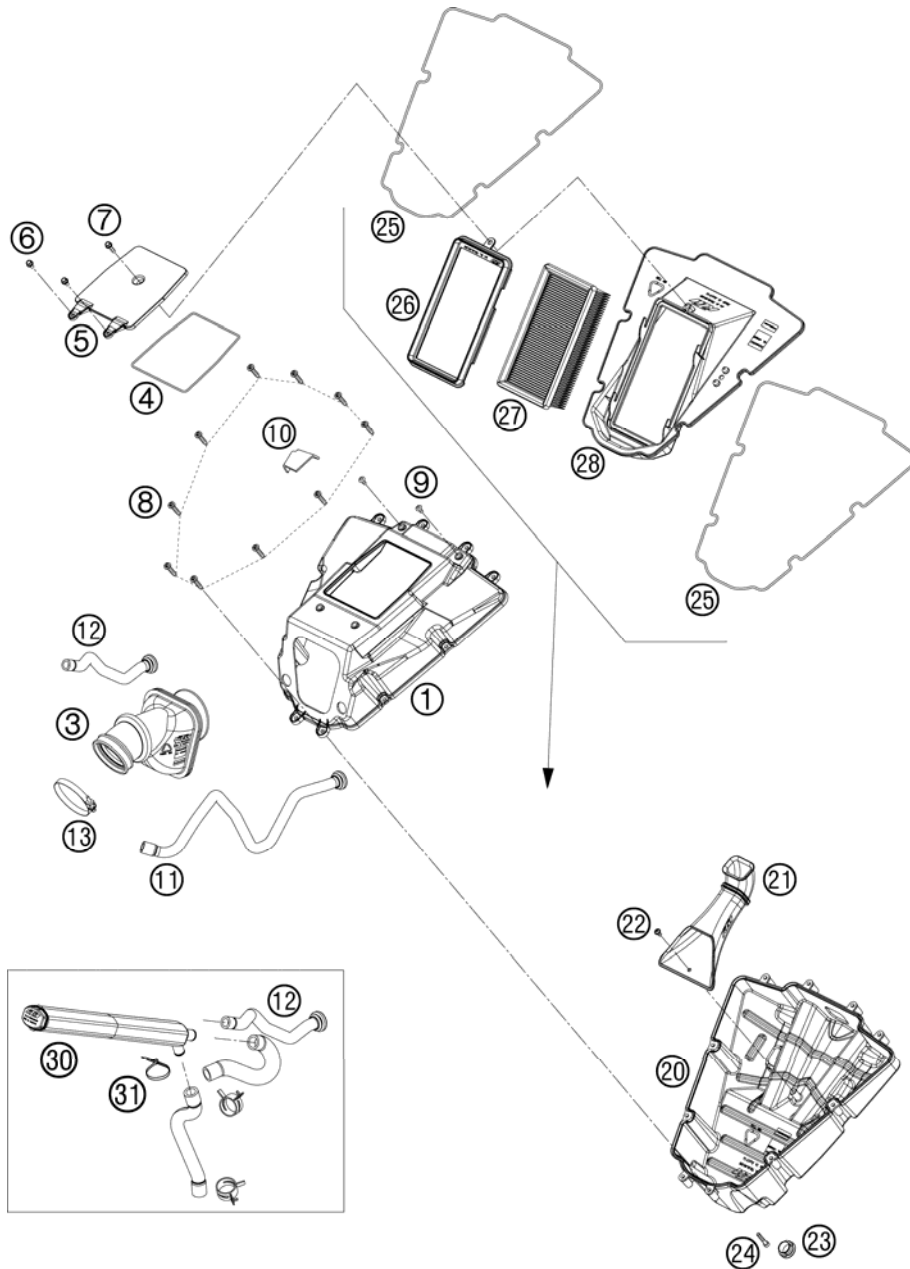


FIG	PART NUMBER	DESCRIPTION	QTY
1	75006001010	AIRBOX UPPER-PART	1
3	75006126000	INTAKE TRUMPET	1
4	75006091000	GASKET FILTER BOX 07	1
5	75006002000	FILTER BOX COVER 07	1
6	0025050106	COLLAR SCREW M5X12 ISA30	2
7	0025050206	HH COLLAR SCREW M5X20 TX30	1
8	0017060303	SPECIAL SCREW T60 6X30 WS=6	10
9	58605083010	SCREW TORX M5X10 05	2
10	75006001015	METAMOL FOR AIR FILTER BOX 07	1
11	75005032000	HOSE SLS AIRFILTERBOX 07	1
12	75030088000	HOSE OIL SEPARATOR - BREATH.07	1
13	51006027000	HOSE CLAMP 50-70MM	1
20	75006001020	AIRBOX LOWER-PART 07	1
21	75006040000	INTAKE SNORKEL 07	1
22	0016050121	SCREW FOR PLASTIC 50X12	1
23	61003088000	PLUG SFL28 05	1
24	0912050303	AH SCREW DIN0912-M 5X30	1
25	75006090000	GASKET FILTER BOX 07	2
26	75006001050	FILTER FRAME 07	1
27	75006015000	AIRFILTER	1
28	75006001030	AIRBOX MIDDLE-PART 07	1
30	75030087000	OIL SEPARATOR FOAM 07	1
31	44011076200	CABLE TIE 200/3,6MM BLACK	3

087560610 / C087560610

\* NEW PART

X AS REQUIRED

# TANK, SEAT, COVER

690 DUKE WHITE USA 2008

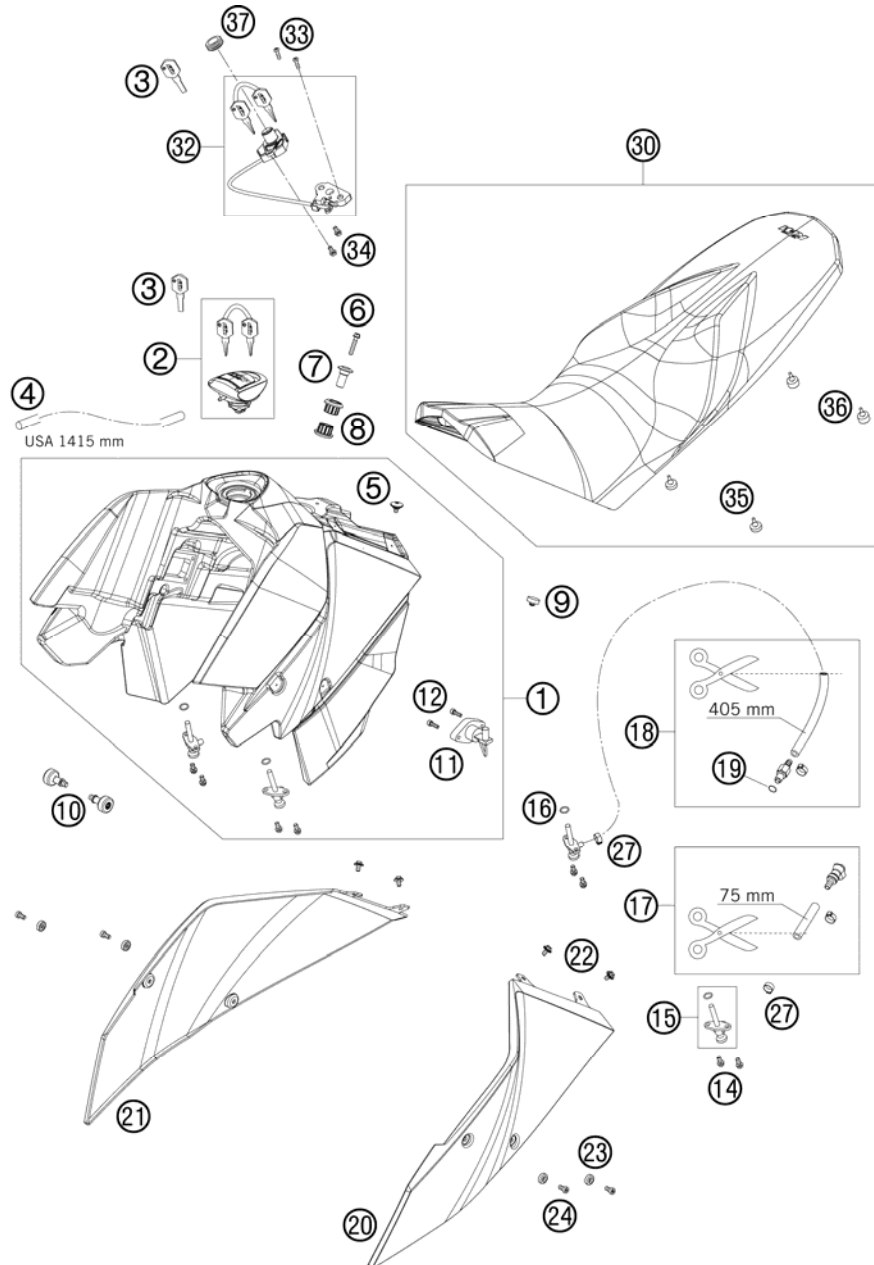


FIG	PART NUMBER	DESCRIPTION	QTY
1	7500701304420A	FUEL TANK CPL. BLACK/WHITE 08	1
2	58407008200	TANK PLUG 06	1
3	40011166100	KEY BLANK LC4/DUKE/LC8	1
4	60007026001	HOSE NBR 5,4X9,4 PER METER ONLY FOR USA	x
5	58407011100	SCREW FOR SEAT M6X11,5/8	1
6	0912080303	AH SCREW DIN0912-M 8X30	1
7	60007060000	BEARING BUSHING OUTSIDE 03	1
8	60007065000	TANK RUBBER BUSHING 03	2
9	54308042000	RUBBER BUFFER	1
10	62507026100	SPECIAL SCREW M8 06	2
11	58207080100	GAS-LEVEL SENSOR ADV. 2006	1
12	0912050163	AH SCREW DIN0912-M 5X16	2
14	0025060126	HH COLLAR SCREW M6X12 TX30	4
15	58507003000	FUEL COCK CPL. SMALL RALLYE'96	2
16	55007006200	O-RING 11X1,8 NBR 70	2
17	75007116060	FUEL HOSE WITH CLUTCH	1
18	75007016050	FUEL HOSE WITH CLUTCH	1
19	58507012000	O-RING VITON F. PLUG CPC 05	1
20	7500805000040B	SPOILER L/S BLACK-MET.+DECAL08	1
21	7500805100040B	SPOILER R/S BLACK-MET.+DECAL08	1
22	0024060106	HH COLLAR SCREW M6X10 TX30	4
23	60008045000	SPECIAL WASHER D=16,5MM 03	4
24	0012060123	AH SCREW DIN6912 M6X12	4
26	00050153706	VARIABLE ONE-EAR CLAMP 15,3MM	2
27	00050142706	VARIABLE ONE-EAR CLAMP 14,2 MM	2
30	75607040000	SEAT 08	1
32	62507050000	SEAT LOCK 05	1
33	0966050203	OVAL HEAD SCREW DIN0966-M 5X20	2
34	0025050126	HH COLLAR SCREW M5x12 TX30	2
35	75007046020	SEAT RUBBER 6 MM	2
36	75007046010	SEAT RUBBER 10 MM	2
37	58707050050	RUBBER SLEEVE F.SEAT LOCK '99	1

087560710 / C087560711

\* NEW PART

X AS REQUIRED

# FUEL PUMP

690 DUKE WHITE USA 2008

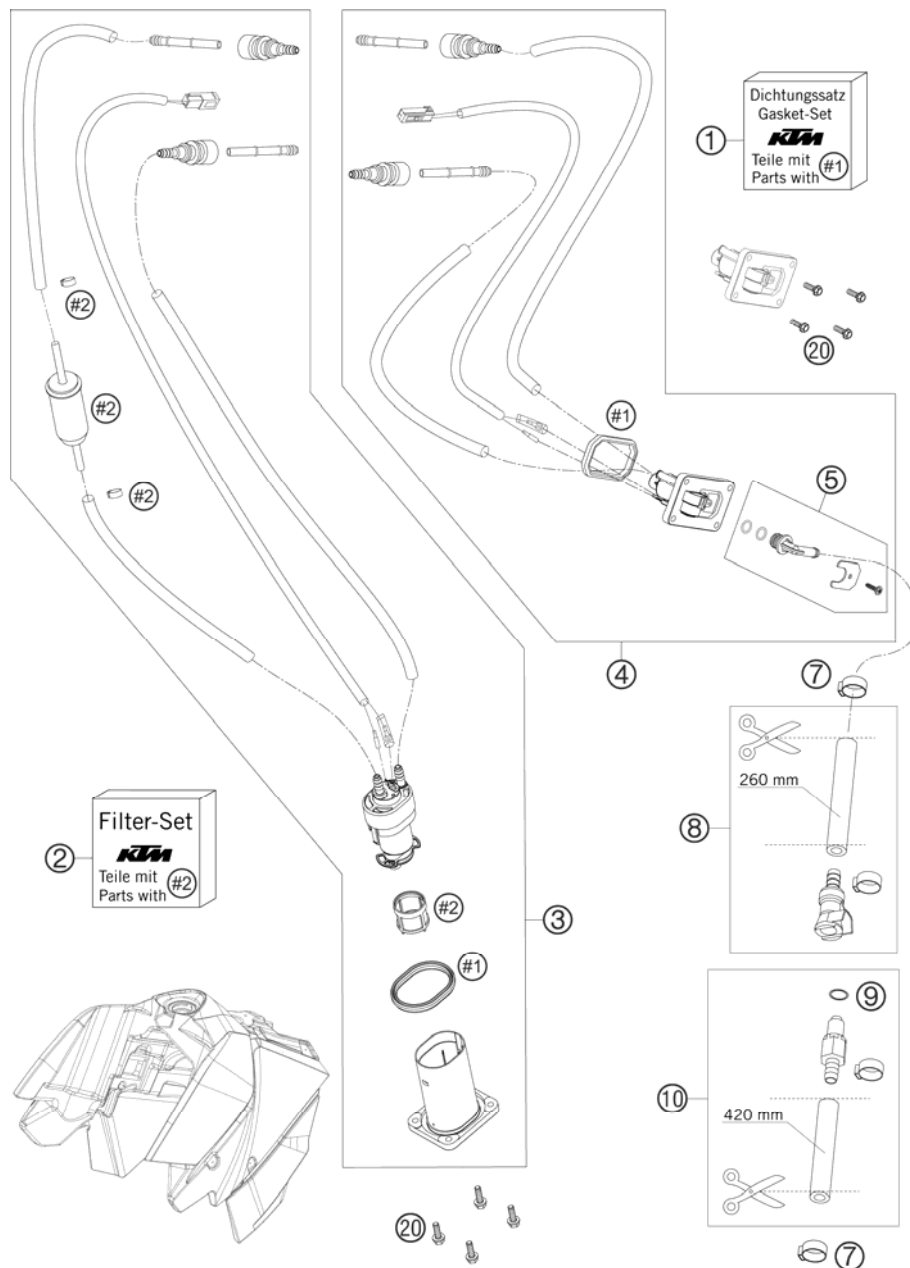


FIG	PART NUMBER	DESCRIPTION	QTY
1	75007089000	SEALINGS KIT	1
2	75007090000	FILTER KIT	1
3	75007088011	FUEL PUMP WITH FLANGE CPL.	1
4	75007088012	PRESSURE REGULATOR CPL. 07	1
5	75007092000	HYDRAULIC CONNECTOR CPL.	1
7	00050153706	VARIABLE ONE-EAR CLAMP 15,3MM	4
8	75007116060	FUEL HOSE WITH CLUTCH	1
9	58507012000	O-RING VITON F. PLUG CPC 05	1
10	75007016050	FUEL HOSE WITH CLUTCH	1
20	0025050166	HH COLLAR SCREW M5X16 TX30	8

087500730 / C087560730

\* NEW PART

X AS REQUIRED

# MASK, FENDERS

690 DUKE WHITE USA 2008

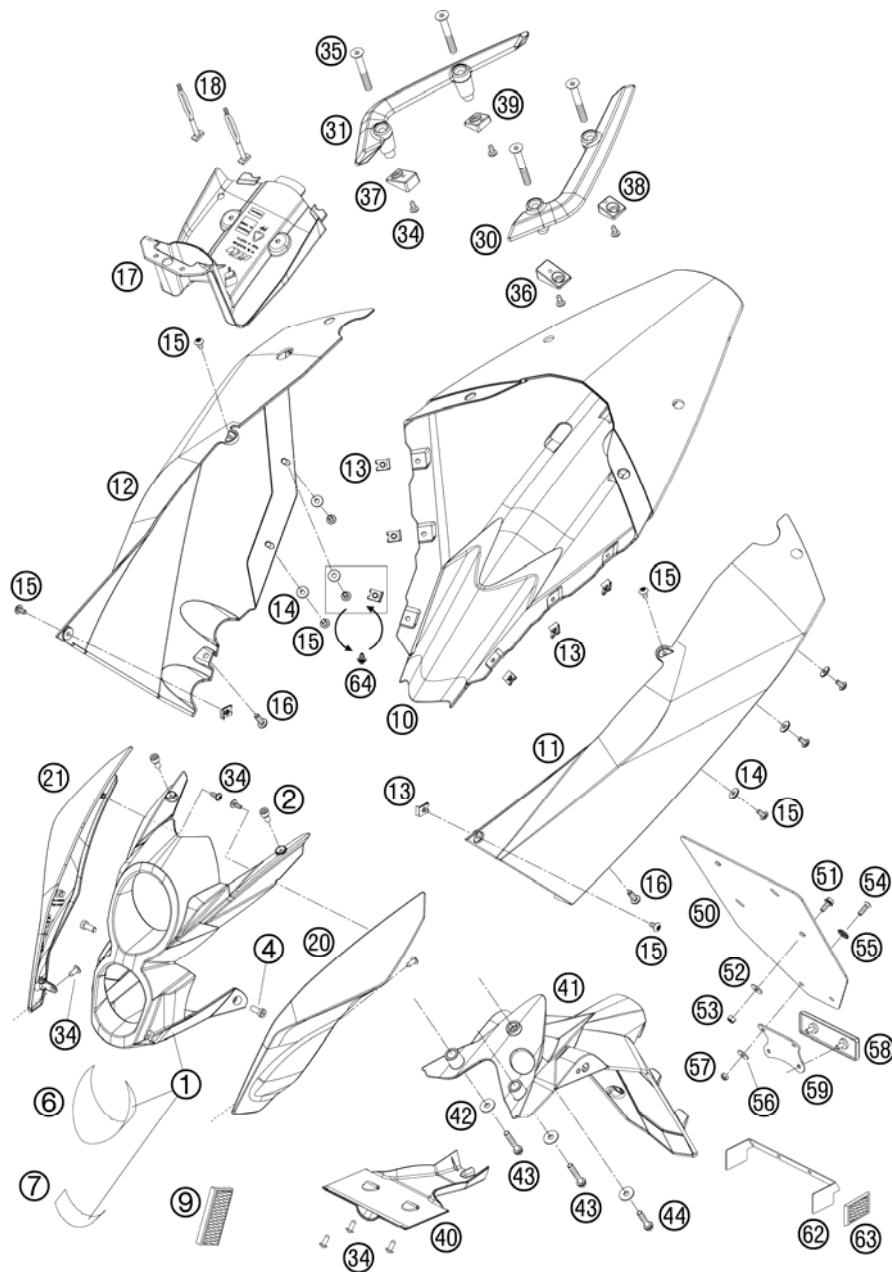


FIG	PART NUMBER	DESCRIPTION	QTY
1	7560800100083A	HEAD LIGHT MASK SILVER MET.	1
2	0912060123	AH SCREW DIN0912-M 6X12	2
4	0012060164	AH SCREW DIN6912 M6X16 SL	2
6	75608001051	THERMAL PROT. FOIL F. LOW BEAM	1
7	75608001052	THERMAL PROT. FOIL F.HIGH BEAM	1
9	60012080000	SIDE REFLECTOR YELLOW 03 ONLY FOR USA+AUS+UK	2
10	7500801300020A	REAR FENDER WHITE	1
11	7500804100040B	SIDE COVER L/S+DECAL BLACK-MET	1
12	7500804200040B	SIDE COVER R/S+DECAL BLACK-MET	1
13	54603048200	RANGE CHANGE METAL NUT M5	8
14	75008023000	WASHER REAR-UT D=14MM	6
15	58605083014	SCREW M5X14 TORX 25 07	10
16	0017060203	EJOT PT SCREW K60X20 WS=6	2
17	75003075000	STORAGE COMPARTMENT	1
18	50303018000	RUBBER L=145MM	2
20	7560800300020A	MASK SPOILER L/S WHITE 08	1
21	7560800400020A	MASK SPOILER R/S WHITE 08	1
30	75012008000	HAND GRIP L/S 07	1
31	75012009000	HAND GRIP R/S 07	1
34	0081050121	SCREW FOR PLASTIC K50X12 T20	11
35	0991080603	FLAT HEAD SCREW ISO10642 M8X60	4
36	75003065000	SPACER SUB FRAME FRONT L/S	1
37	75003066000	SPACER SUB FRAME FRONT R/S	1
38	75003067000	SPACER SUB FRAME REAR L/S	1
39	75003068000	SPACER SUB FRAME REAR R/S	1
40	75608015010	COVER NUMB. PLATE CARRIER 08	1
41	75608015000	NUMBER PLATE CARRIER	1
42	0021060003	WASHER DIN9021-A 6,4	3
43	0025060356	HH COLLAR SCREW M6X35 TX30	2
44	0025060206	HH COLLAR SCREW M6X20 TX30	1
50	60012081200	LICENCE FITTING 06	1
51	0024060156	HH COLLAR SCREW M6X15 TX30	4
52	0021060003	WASHER DIN9021-A 6,4	4
53	0985060003	SELF LOCK. NUT DIN0985-M 6	4
54	0966050163	OVAL HEAD SCREW DIN0966-M 5X16	2

087560810 / C087560811

\* NEW PART

X AS REQUIRED

# MASK, FENDERS

690 DUKE WHITE USA 2008

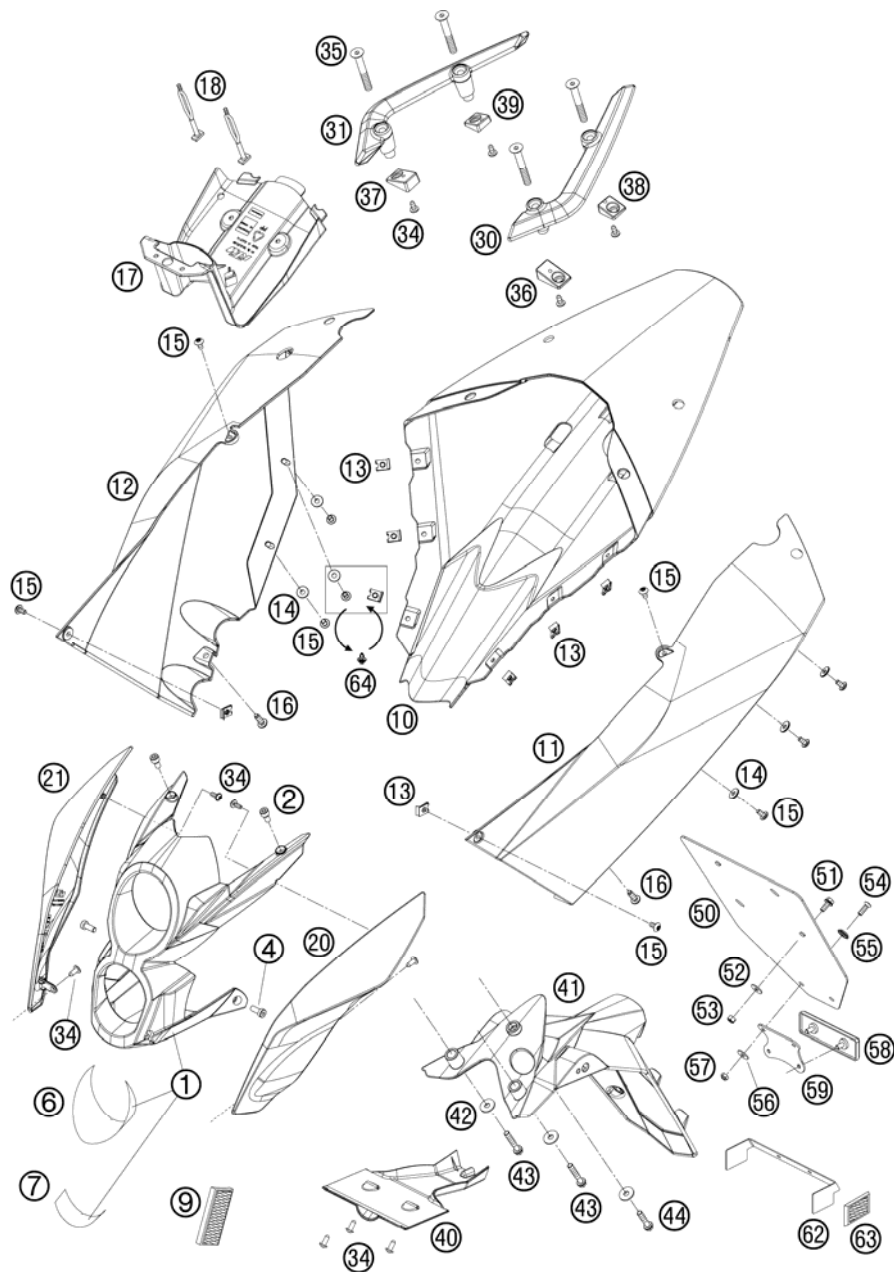


FIG	PART NUMBER	DESCRIPTION	QTY
55	40006006000	WASHER 6MM	2
56	0125050003	WASHER DIN0125-A 5,3	2
57	0985050003	SELF LOCKING NUT DIN0985-M 5	2
58	58412080000	REFLECTOR RED LC4 '98	1
59	58412080050	BRACKET FOR REFLECTOR	1
62	62512081000	BRACKET SIDE REFLECTOR	06
63	16512180100	SIDE REFLECTOR RED REAR ONLY FOR USA	2
64	76503075000	SPREAD RIVET CPL. 6,2MM	x

087560810 / C087560811

\* NEW PART

X AS REQUIRED



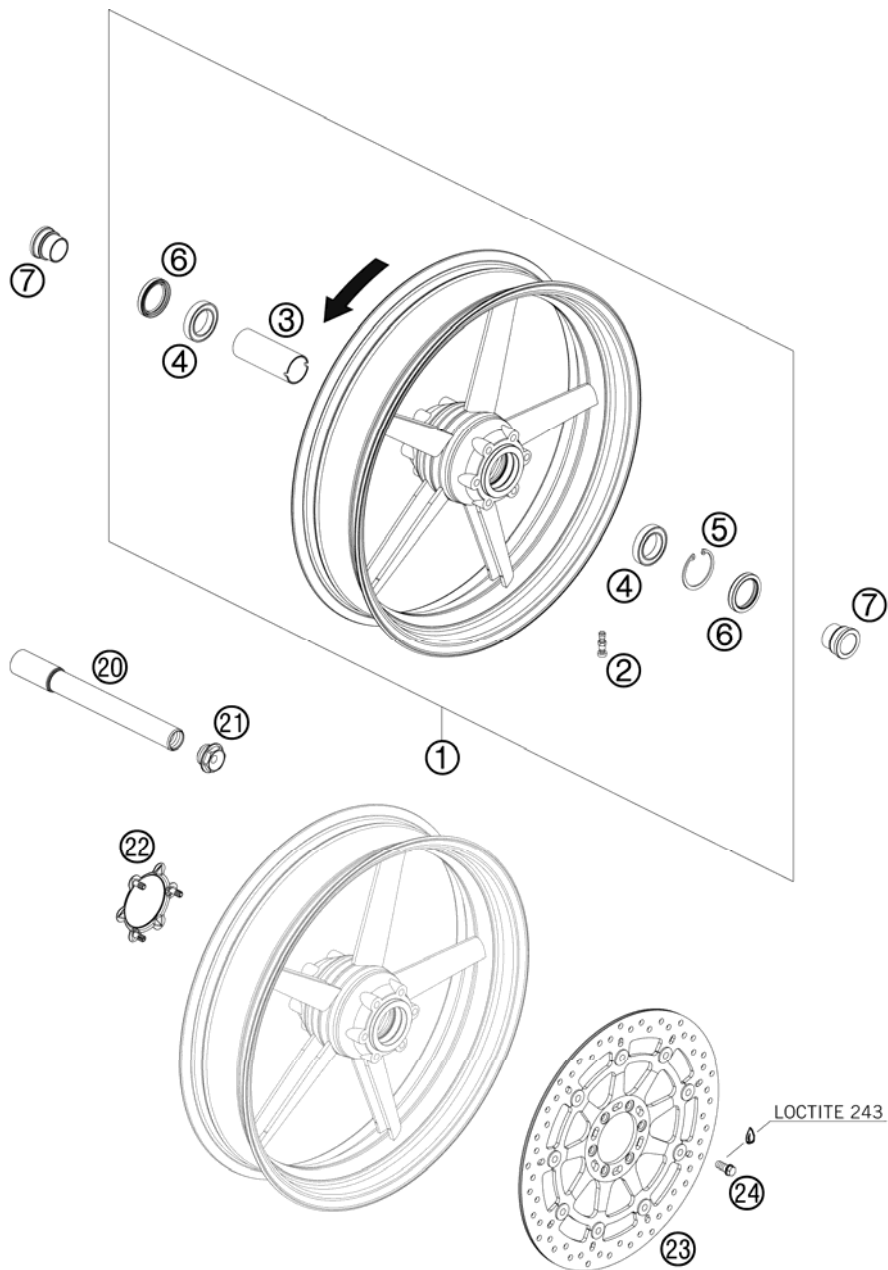


FIG	PART NUMBER	DESCRIPTION	QTY
1	7560900104433	FRONT WHEEL CPL. 3,5X17" 07	1
2	58709076000	VALVE CPL. BREMBO DUKE 2003	1
3	61009011000	BEARING SPACER TUBE FRONT 05	1
4	0625069068	GR.BALL BEAR.6906 DDU2CG23S6NM	2
5	0472048175	LOCK RING DIN0472-48X1,75	1
6	0760354771	SHAFT SEAL RING 35X47X7 TC	2
7	54809012000	SPACER BUSHING F. FR. WHEEL 03	2
20	75009081000	WHEEL SPINDLE FRONT D=26MM 07	1
21	54809082000	SPINDLE SCREW M24X1,5 WS=27 03	1
22	75009001010	COVER BRAKEDISCSEAT 07	1
23	75609060000	BRAKE DISC D=320MM 07	1
24	61009062018	SPECIAL SCREW M8X18 05	6

087560910 / C087560910

\* NEW PART

X AS REQUIRED

# REAR WHEEL

690 DUKE WHITE USA 2008

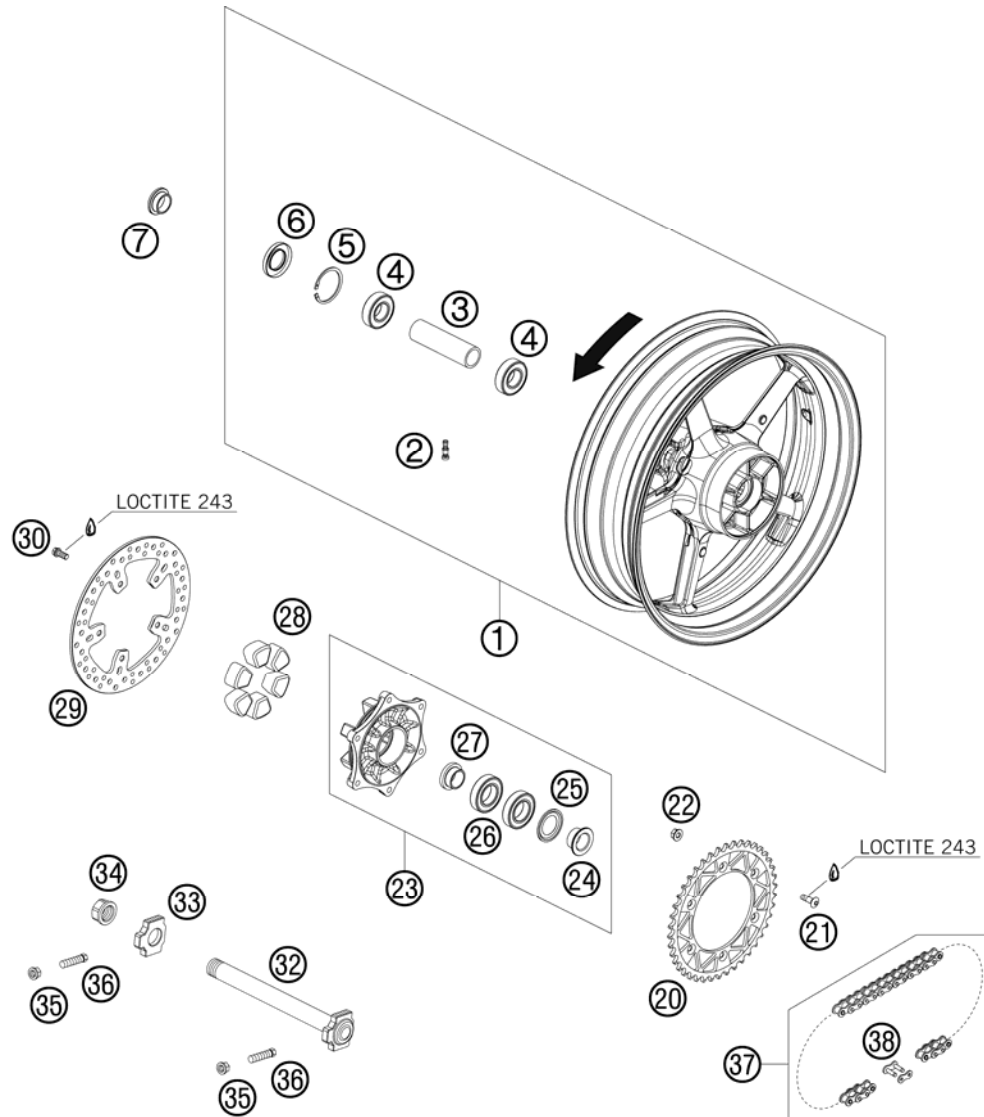


FIG	PART NUMBER	DESCRIPTION	QTY
1	7561000104433	REAR WHEEL CPL. 5X17" 07	1
2	58709076000	VALVE CPL. BREMBO DUKE 2003	1
3	75610011000	BEARING SPACER TUBE REAR 07	1
4	0625062052	GR.BALL BEAR. 6205-2RSHC3HMTF7	2
5	0472052200	CIRCLIP DIN0472-52X2	1
6	0760305271	SHAFT SEAL RING 30X52X7	1
7	60010013000	SPACER BUSH. REAR WHEEL R/S 03	1
20	75010051040	SPROCKET STEALTH 40T 07	x
20	75010051042	SPROCKET STEALTH 42T 07	x
21	0019080266S	COUNTER-SUNK SCREW ISA45 M8X26	6
22	54310086200	SELF LOCKING NUT M8 10.9	6
23	75010050044	SPROCKET SUPPORT CPL. 07	1
24	60110012000	SPACER BUSH. SPROCKET SUPP. 06	1
25	60110016000	NILOS RING 6006AV	1
26	0625060060	BALL BEARING 6006 DDU2CG23S6NM	2
27	60110014000	SPACER BUSH. SPR. SUPP. IN. 06	1
28	54610459000	DAMPING RUBBER '91	6
29	61010060000	BRAKE DISK REAR D=240MM 05	1
30	61009062018	SPECIAL SCREW M8X18 05	6
32	75010085044	WHEEL SPINDLE REAR L=279MM 07	1
33	60010084000	CHAIN TENSIONER R/S LC8 03	1
34	60010086000	COLLAR NUT WH. SPINDLE REAR 03	1
35	58414030000	HH COLLAR NUT M10X1,25 WS=13	2
36	50304040100	SCREW M10X1,25X50 WS=10	2
37	76510065116	CHAIN X-RING 116 + RIVET LINK	1
38	76510066000	RIVET LINK FOR 76510065116	1

087561010 / C087561010

\* NEW PART

X AS REQUIRED

# BATTERY

690 DUKE WHITE USA 2008

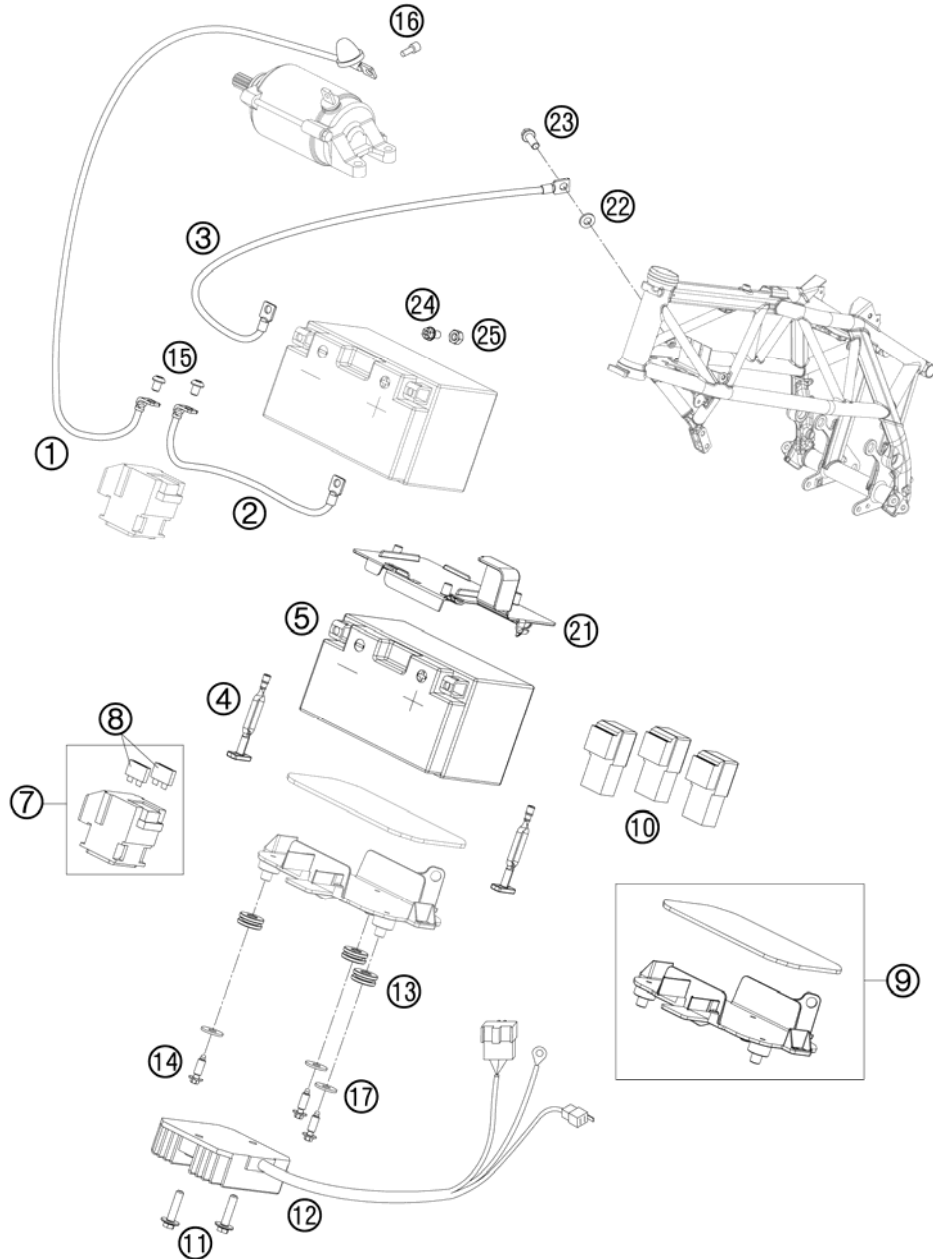


FIG	PART NUMBER	DESCRIPTION	QTY
1	75011059000	STARTER CABLE 07	1
2	75011059050	BATTERY CABLE 07	1
3	75011097100	GROUND CABLE	1
4	75011054005	BRACKET RUBBER FOR BATTERY	2
5	58411053100	BATTERY 12V 8,6AH 03	1
7	60011058000	STARTER RELAY 03	1
8	58011109130	FUSE 30 A	2
9	75011154033	BATTERY SUPPORT CPL.	1
10	61111057000	RELAY CM1A-R-12V-H80 07	3
11	0024060256	HH COLLAR SCREW M6X25 TX30	2
12	60011034000	VOLTAGE REGULATOR LC8 03	1
13	75011054010	DECOUPLING RUBBER	3
14	0017060203	EJOT PT SCREW K60X20 WS=6	3
15	0902060083	AH OVAL SCREW ISO 7380 M 6X8	2
16	0912050083	AH SCREW DIN 912 M 5X8	1
17	0021060003	WASHER DIN9021-A 6,4	3
21	75011054120	BATTERY SUPPORT - TOP PART	1
22	58411098100	CONTACT WASHER M6 VSV-K6	1
23	0025060166	HH COLLAR SCREW M6X16 TX30	1
24	0025060103	HH COLLAR SCREW M6X10 TX	2
25	0934060003	HEXAGON NUT DIN0934-M 6	2

087561130 / C087561130

\* NEW PART

X AS REQUIRED

# BRAKE CALIPER REAR

690 DUKE WHITE USA 2008

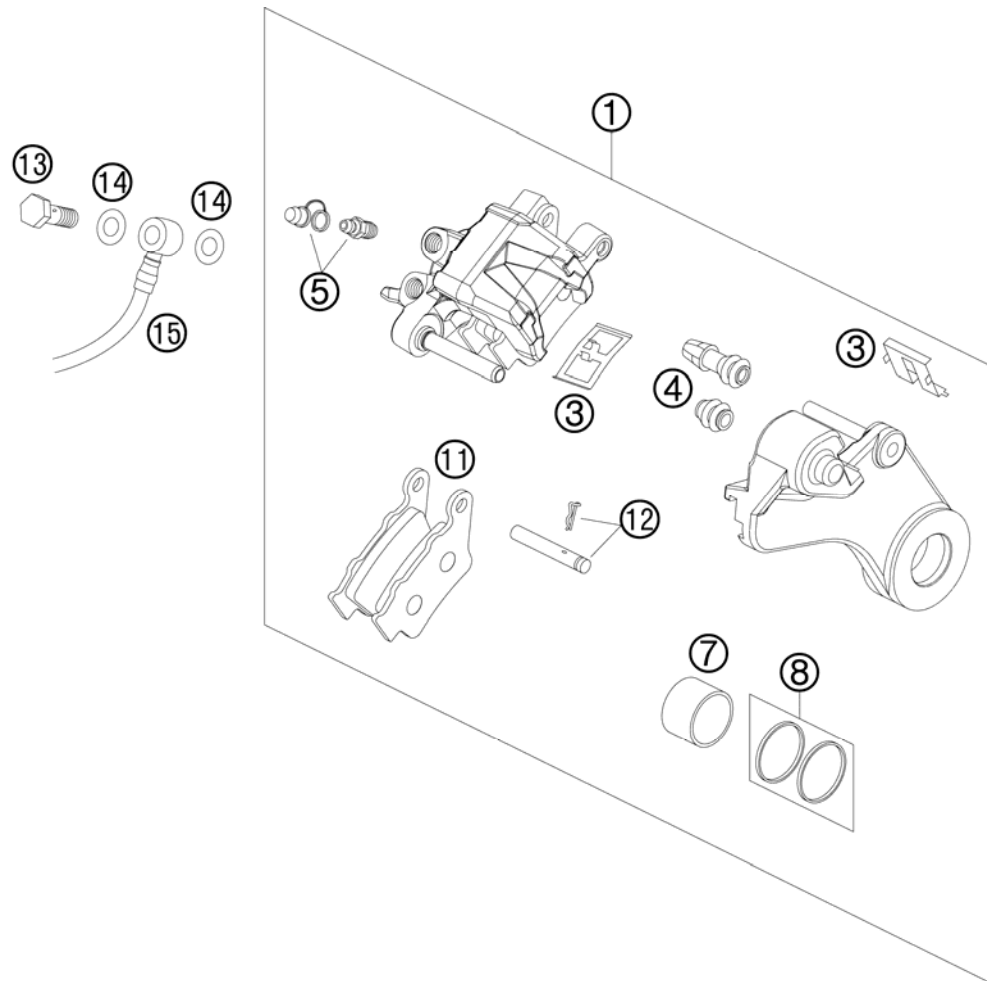


FIG	PART NUMBER	DESCRIPTION	QTY
1	75013080100	BRAKE CALIPER REAR 07	1
3	54613311200	RETAINING SPRING SET	1
4	54613218000	CUP SET SHORT	1
5	61013020200	BLEEDER SCREW WITH CAP	1
7	50313083000	BRAKE PISTON 32MM	1
8	50313081000	REPAIR KIT SEALING RINGS 32MM	1
11	75013090000	BRAKE PAD SET REAR SBS-S-40GF	1
12	61013082000	BOLT SET 05	1
13	54813020100	HOLLOW SCREW BLACK M10X1X19	1
14	0603100141	COPPER GASKET DIN7603-10X14X1	2
15	75013072000	BRAKE HOSE REAR 2007	1

087501390 / C087501390

\* NEW PART

X AS REQUIRED

# HAND BRAKE CYLINDER

690 DUKE WHITE USA 2008

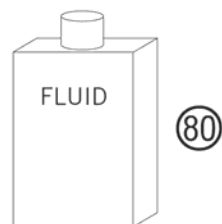
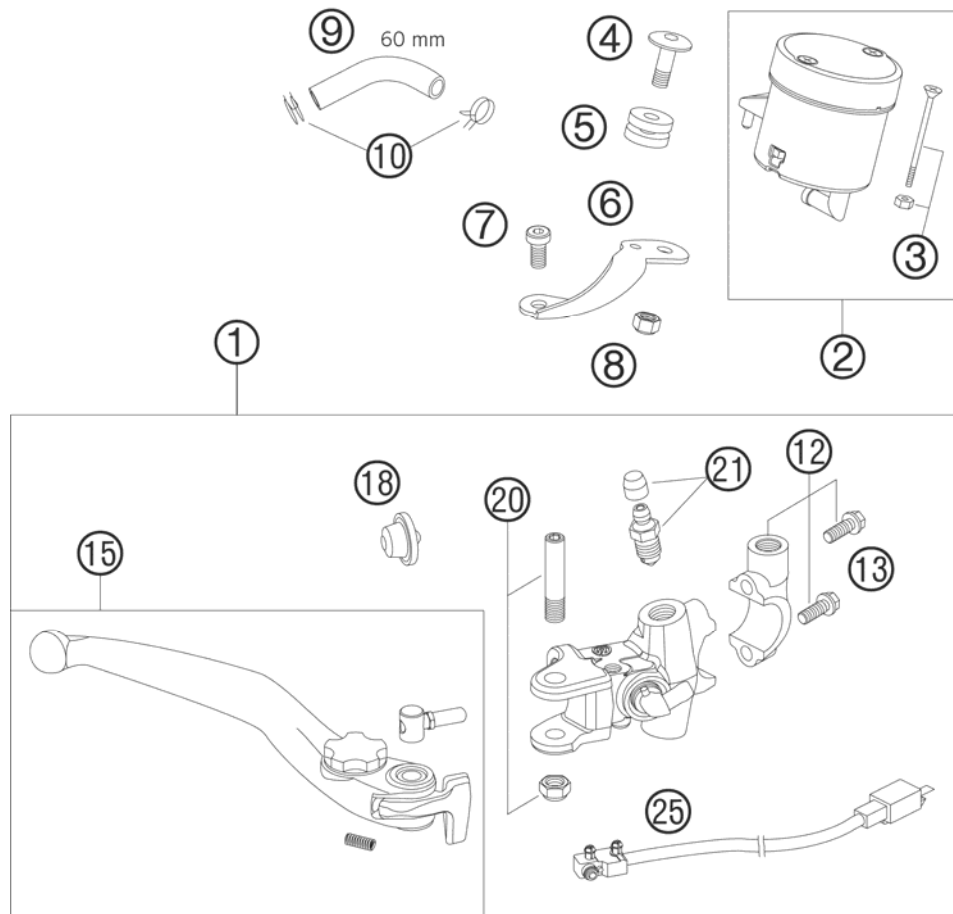


FIG	PART NUMBER	DESCRIPTION	QTY
1	75613001000	HAND BRAKE CYLINDER 07	1
2	61013009002	BRAKE FLUID RESERVOIR CPL.	1
3	61013009003	SCREW + NUT FOR RESERVOIR	2
4	61013013050	SCREW RET.PANEL-RESERVOIR	1
5	61013013000	RUBBER BUSH 05	1
6	61013009001	RET.PANEL FLUID RES. FRONT 05	1
7	61013021000	SCREW RET.PANEL-BRAKE CYLINDER	1
8	61013009004	NUT FOR RESERVOIR	1
9	58007016101	HOSE FOR RESERVOIR 6X1,5	1
10	58007017000	YDNAC CLAMP 10101 (9MM)	2
12	61013005000	CLAMP CPL. 05	1
13	0025060256	HH COLLAR SCREW M6X25 TX30	2
15	62513002044	HAND BRAKE LEVER CPL. 05	1
18	61013008000	RUBBER CUP 05	1
20	61013006000	LEVER SCREW CPL. 05	1
21	60013020000	BLEEDER SCREW WITH CAP	1
25	61011050000	BRAKE LIGHT SWITCH FRONT 05	1
80	00062030000	BRAKE FLUID DOT5.1 0,25L	1

077561310 / C087561310

\* NEW PART

X AS REQUIRED

# REAR BRAKE CONTROL

690 DUKE WHITE USA 2008

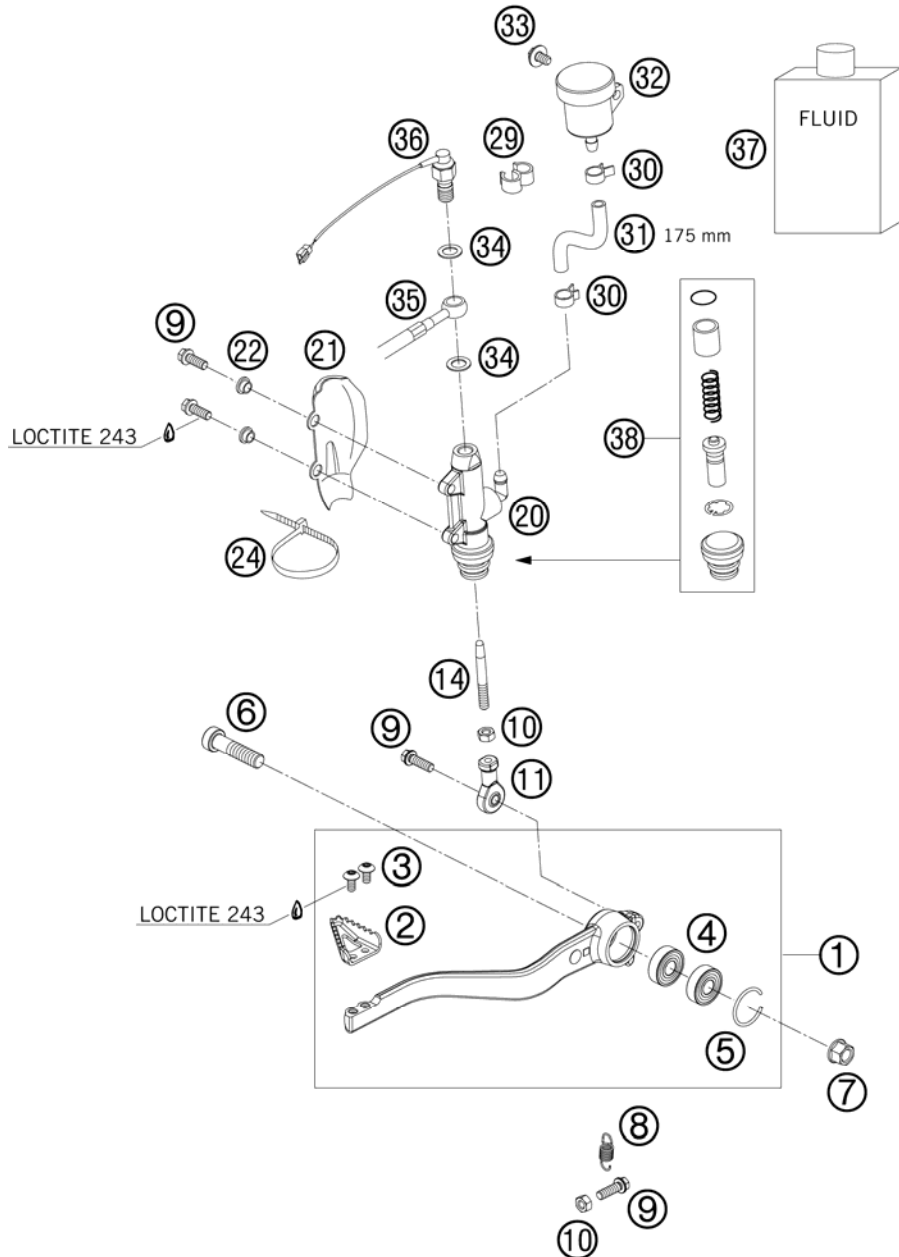


FIG	PART NUMBER	DESCRIPTION	QTY
1	7501305004401	FOOT BRAKE LEVER CPL. 07	1
2	60013051000	STEP PLATE FOOT BRAKE LEVER 03	1
3	58605083010	SCREW TORX M5X10 05	2
4	0625060002	BALL BEARING SKF 6000-2RS1	2
5	0993026500	LOCK RING DIN7993-B26	1
6	0912100406	AH SCREW DIN6912 M10X40 10.9	1
7	54630044000	COLLAR NUT M10 WS=13	1
8	61013052000	SPRING FOOT BRAKE LEVER 05	1
9	0025060206S	HH COLLAR SCREW M6X20 TX30	4
10	0934060003	HEXAGON NUT DIN0934-M 6	2
11	54603069000	SWIVEL HEAD M6 FOOT BRAKE LEV.	1
14	54603068000	PRESSURE ROD ALU 250 '90	1
20	54513101044	MAIN BRAKE CYLINDER '89	1
21	54513038000	BRAKE CYL. PROTECTOR "BREMBO"	1
22	50213161000	COLLAR BUSHING	2
24	44011076200	CABLE TIE 200/3,6MM BLACK	1
29	55011022100	CLAMP D=6/8MM, BLACK	1
30	58007017000	YDNAC CLAMP 10101 (9MM)	2
31	58007016101	HOSE FOR RESERVOIR 6X1,5	x
32	54513030044	BRAKE FLUID RESERVOIR '89	1
33	0024060106	HH COLLAR SCREW M6X10 TX30	1
34	0603100141	COPPER GASKET DIN7603-10X14X1	2
35	75013072000	BRAKE HOSE REAR 2007	1
36	50311051100	BRAKE LIGHT SWITCH REAR '98	1
37	00062030000	BRAKE FLUID DOT5.1 0,25L	1
38	54513150000	REPAIR KIT PISTON 13MM	1

087501330 / C087561330

\* NEW PART

X AS REQUIRED

# BRAKE CALIPER FRONT

690 DUKE WHITE USA 2008

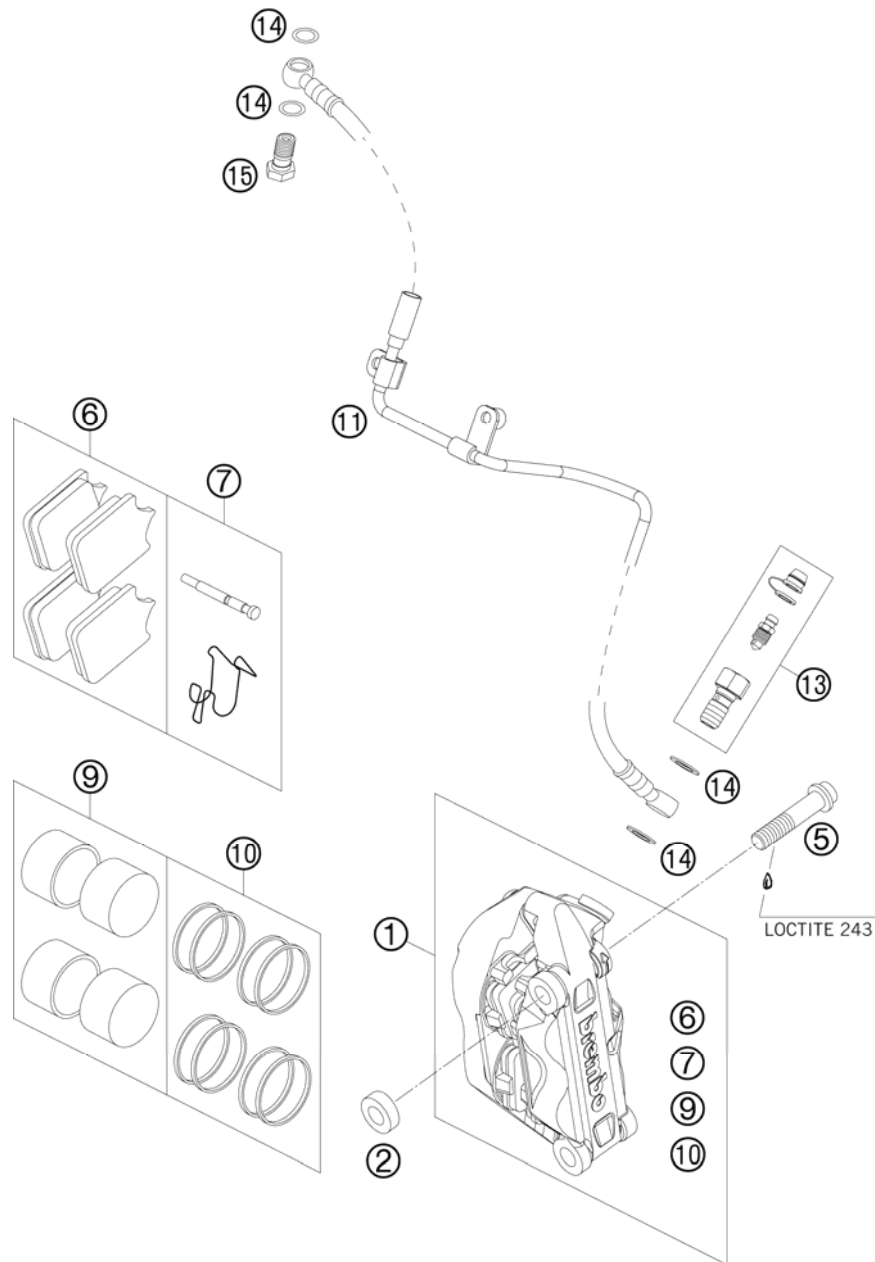


FIG	PART NUMBER	DESCRIPTION	QTY
1	62513115000	BRAKE CALIPER RADIAL L/S 07	1
2	6111302200001	SPACER BUSH 10,1X20X7,5 07	2
5	0035100659	AH-COLLAR SCREW M10X1,25X65	2
6	61013030100	BRAKE PAD FR. HAWK 7342-49	1
7	61013018000	PINS + SPRINGS F. BRAKECALIPER	2
9	61013019000	BRAKE PISTONS 4X	1
10	61013019100	REP.KIT SEALING RINGS 4X	1
11	75613112000	BRAKE PIPE FRONT CPL. 08	1
13	62513020000	BLEEDER SCREW CPL. 05	1
14	0603100141	COPPER GASKET DIN7603-10X14X1	4
15	54813020100	HOLLOW SCREW BLACK M10X1X19	1

087561360 / C087561360

\* NEW PART

X AS REQUIRED

# LIGHTING SYSTEM

690 DUKE WHITE USA 2008

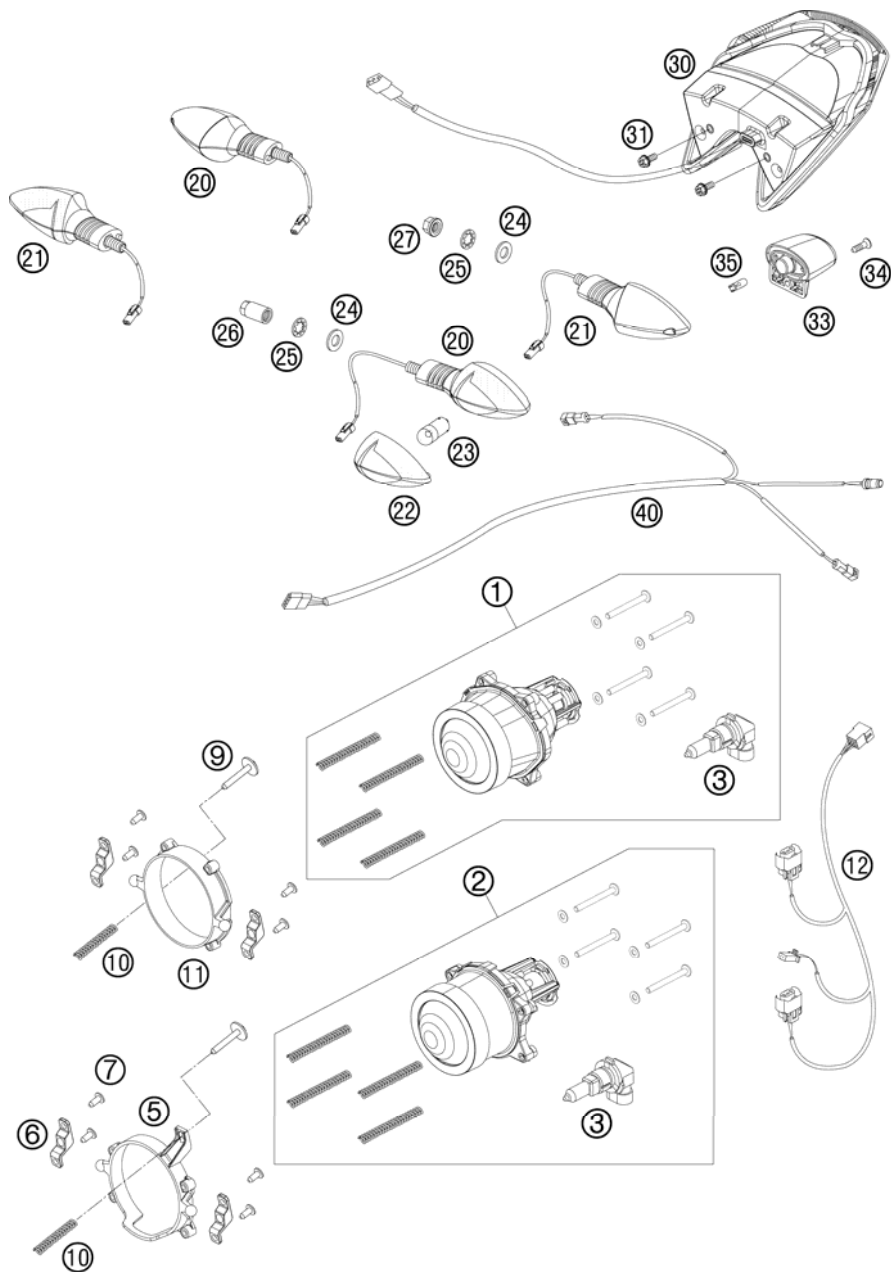


FIG	PART NUMBER	DESCRIPTION	QTY
1	75614101000	HEADLIGHT LOW BEAM	08
2	75614102000	HEADLIGHT HIGH BEAM	08
3	58714003000	BULB HB3 12V 60W '99	2
5	75614008000	BRACKET F. HIGH BEAM	1
6	75614018000	HEADLIGHT BRACKET	4
7	0081050121	SCREW FOR PLASTIC K50X12 T20	8
9	58714001010	SCREW FOR PLASTIC D=5X35	2
10	58714010050	SPRING F. HEAD LIGHT ADJ. '99	2
11	75614007000	BRACKET F. LOW BEAM	1
12	75611079000	WIRING HARNESS HEADLIGHT	08
20	60114025000	FLASHER CPL.FRONT L/S REAR R/S	2
21	60114026000	FLASHER CPL.FRONT R/S REAR L/S	2
22	60114028000	FLASHER LENS L/S R/S TRANSP.06	4
23	60114027000	BULB 12V ORANGE (RY10W)	4
24	0433100003	WASHER 18x10,5x1,6	4
25	0797100003	LOCK WASHER DIN6797-J10,5 ZI	4
26	75014030000	FLASHER NUT M10X1,25 WS12	2
27	58414030000	HH COLLAR NUT M10X1,25 WS=13	2
30	75014040000	REAR LIGHT LED	07
31	0025050126	HH COLLAR SCREW M5x12 TX30	2
33	75014047000	LICENSE PLATE ILLUMINATION	07
34	0081050181	SCREW FOR PLASTIC K50X18 T20	1
35	49011435100	BULB 12V 5W (W2,1X9,5D) PHIL.	1
40	75011076000	WIRING HARNESS REAR	07

087561411 / C087561411

\* NEW PART

X AS REQUIRED



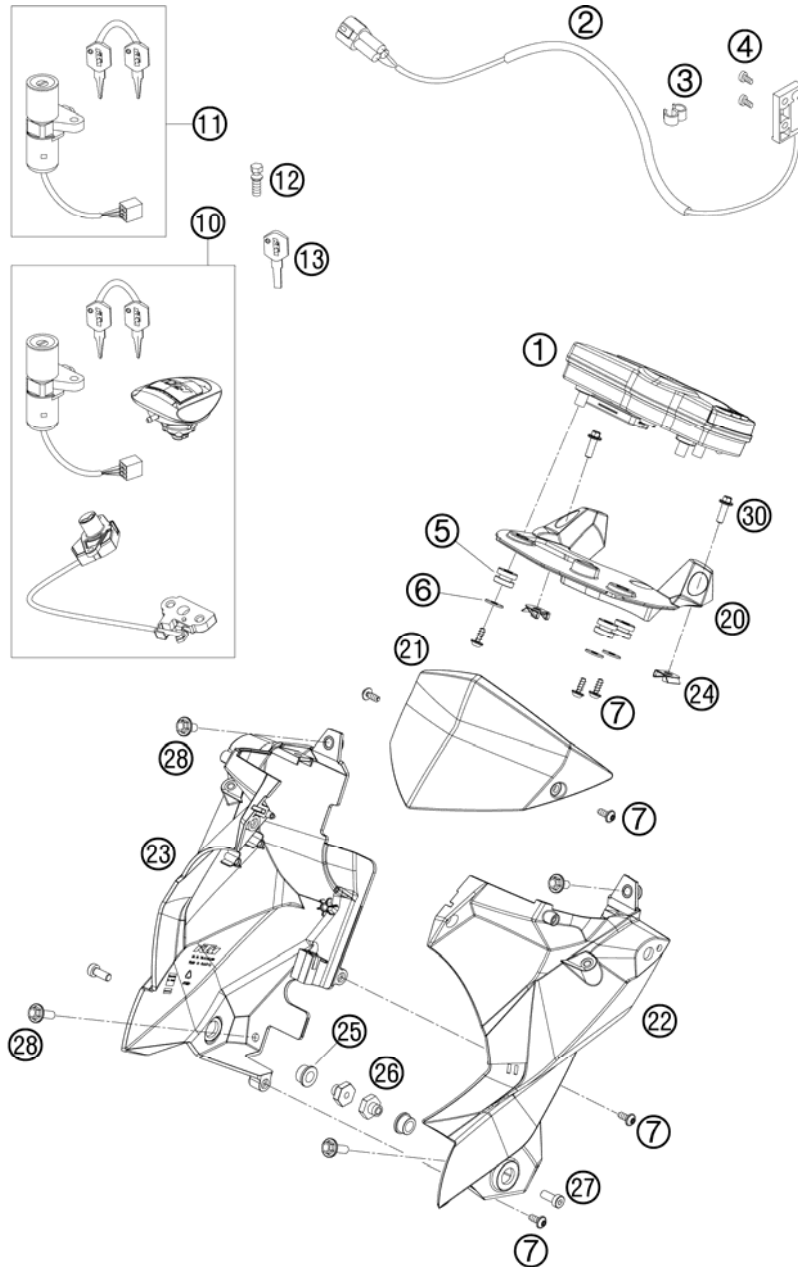


FIG	PART NUMBER	DESCRIPTION	QTY
1	75014069000	SPEEDOMETER 07 REPROGRAMMABLE KM/H - MPH	1
2	62514068100	SPEEDOMETER SENSOR 06	1
3	60111094000	CLAMP 5/7 MM 06	2
4	0084040083	CYL.HEAD SCREW DIN0084-M 4X8 A	2
5	58214069051	RUBBER GROMMET 16X10,8X3 02	3
6	0021050003	WASHER DIN9021-A 5,3	3
7	0081050121	SCREW FOR PLASTIC K50X12 T20	7
10	75011166044	LOCK SYSTEM 08	1
11	75011166000	IGNITION LOCK	1
12	60011064000	TAMPERPROOF SCREW F. IGN. LOCK	1
13	40011166100	KEY BLANK LC4/DUKE/LC8	1
20	75614060000	SPEEDOMETER BRACKET	1
21	75608065000	WINDSHIELD 08	1
22	75614062000	MASK BRACKET L/S	1
23	75614063000	MASK BRACKET R/S	1
24	54603048200	RANGE CHANGE METAL NUT M5	2
25	75608006000	RUBBER BUSHING 9X17X8,5	2
26	75608006050	THREADED BUSHING M6 SW17	2
27	0012060164	AH SCREW DIN6912 M6X16 SL	2
28	0024060206	HH COLLAR SCREW M6X20 TX30	4
30	0024050166	HH COLLAR SCREW M5X16 TX30	2

087561430 / C087561430

\* NEW PART

X AS REQUIRED

# EVAPORATIVE CANISTER

690 DUKE WHITE USA 2008

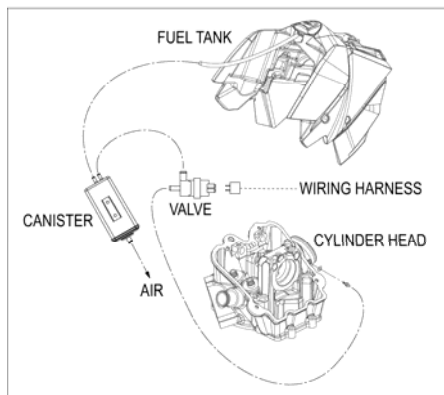
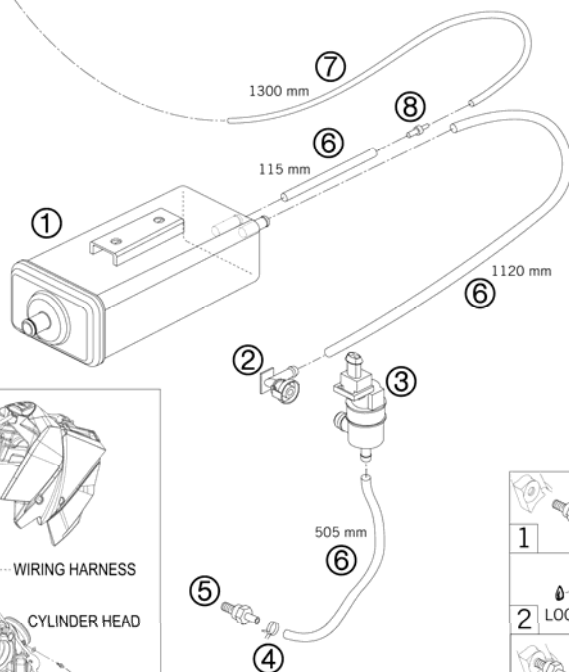
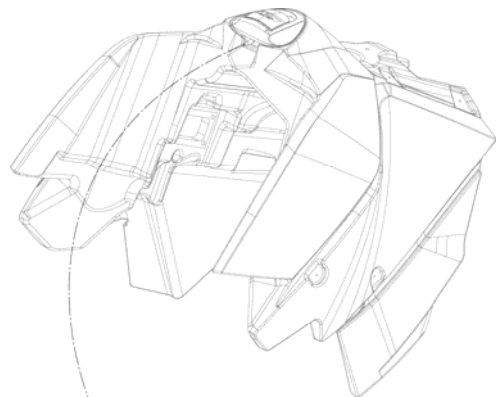


FIG	PART NUMBER	DESCRIPTION	QTY
1	75015001000	EVAPORATIVE CANISTER 07	1
2	61115016000	FITTING PIECE NQV2 NW7 90°	1
3	61115015000	VALVE FOR CARBON CANISTER 07	1
4	58007017000	YDNAC CLAMP 10101 (9MM)	1
5	58336020190	VACUUM CONECTION M6/3MM '97	1
6	78015019000	HOSE EPA D=6/10 L=2000MM	x
7	78015021000	HOSE EPA D=4/8 L=2000MM	x
8	75015023000	REDUCTION CONNECTION GRS6-4	1

087501510 / C087501510

\* NEW PART

X AS REQUIRED

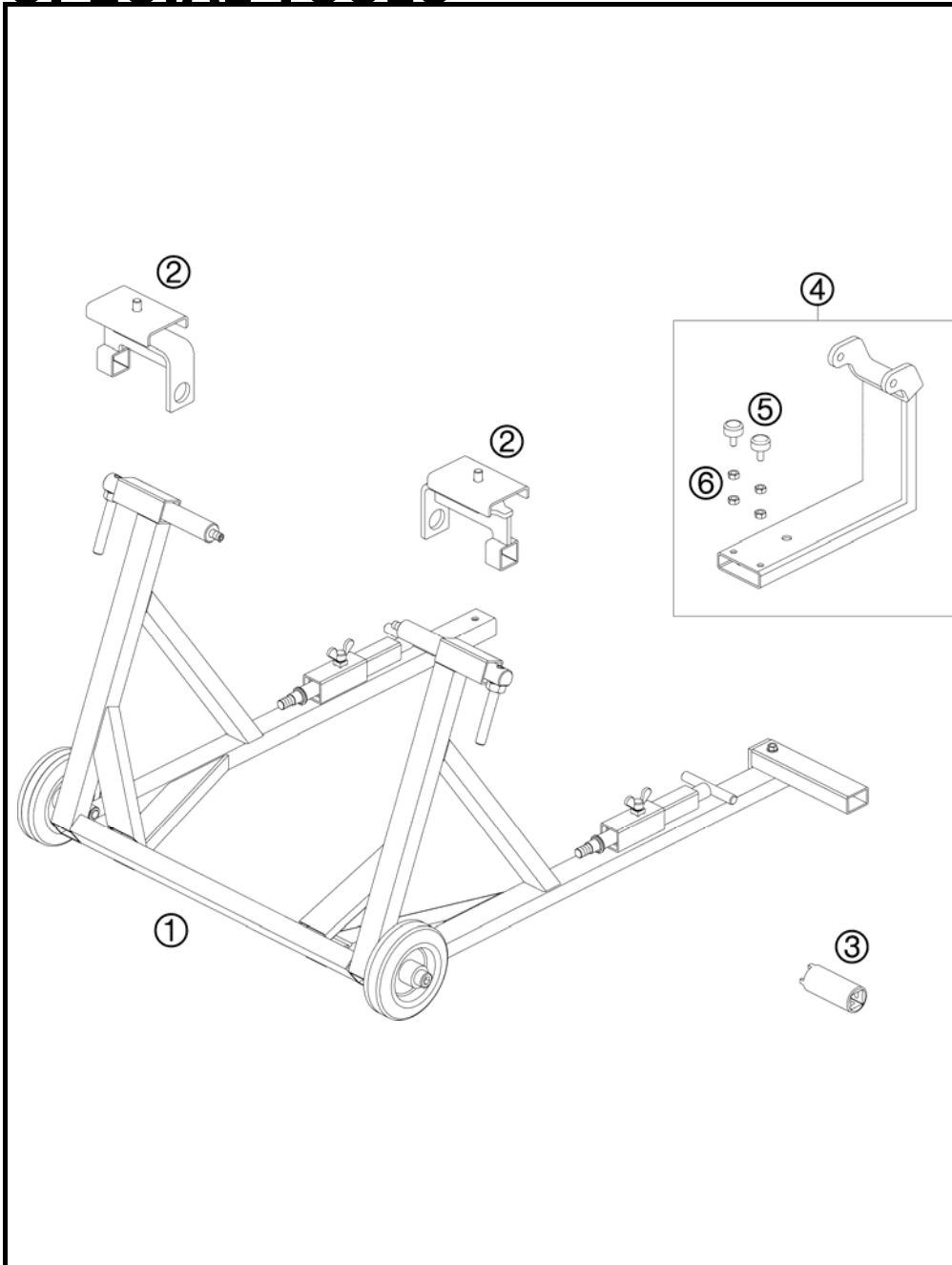


FIG	PART NUMBER	DESCRIPTION	QTY
1	62529055000	VEHICLE STAND 05	1
2	75029036000	BRACKET FOR ASSEMBLING RACK	2
3	75029034000	SP. BROCKET SW.ARM BEARING ADJ	1
4	75029055000	ATTACHMENT SHUNTING JACK CPL.	1
5	58303070000	STOP RUBBER M8	2
6	0934080003	HEXAGON NUT DIN0934-M 8	4

087501910 / C087501910

\* NEW PART

X AS REQUIRED

# ACCESSORIES KIT

690 DUKE WHITE USA 2008

①  
OHNE ABBILDUNG  
WITHOUT ILLUSTRATION

①  
TECHNISCHE DOKUMENTATION  
TECHNICAL DOCUMENTATION  
DOCUMENTACION TECNICA  
DOCUMENTATION TECHNIQUE  
NOTE TECNICHE

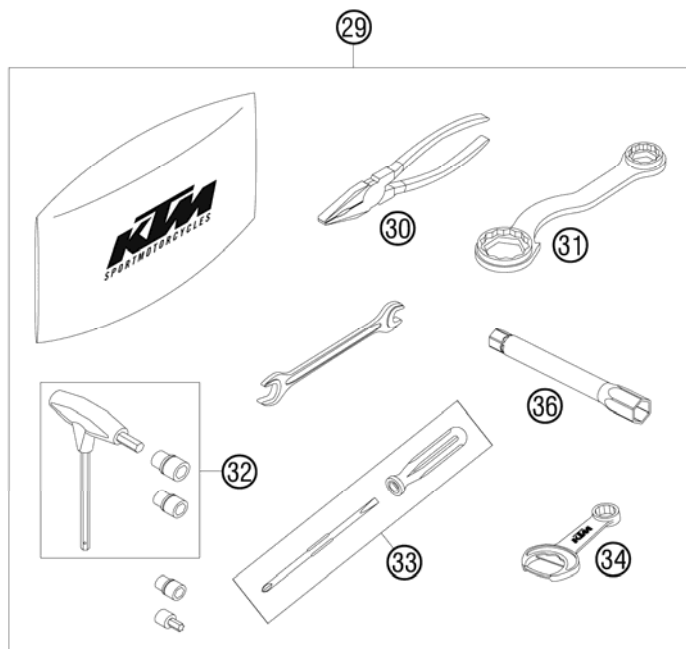


FIG	PART NUMBER	DESCRIPTION	QTY
0	0021060003	WASHER DIN9021-A 6,4	2
0	0024060156	HH COLLAR SCREW M6X15 TX30	2
0	0125050003	WASHER DIN0125-A 5,3	2
0	0966050163	OVAL HEAD SCREW DIN0966-M 5X16	2
0	0984060203	AH SCREW DIN6912-M 6X20 8.8	4
0	0985050003	SELF LOCKING NUT DIN0985-M 5	2
0	0985060003	SELF LOCK. NUT DIN0985-M 6	2
0	312305	DOCUMENTS BAG 2006	1
0	312313	KTM BALLPOINT ORANGE	1
0	40006006000	WASHER 6MM	2
0	58412040050	SUPPORT FOR MIRROR LC4 '98	2
0	58412080000	REFLECTOR RED LC4 '98	1
0	58412080050	BRACKET FOR REFLECTOR	1
0	60003040033	FOOTREST L/S+R/S CPL. 03	2
0	60012081200	LICENCE FITTING 06	1
0	61112040000	REVIEW MIRROR L/S 07	1
0	61112041000	REVIEW MIRROR R/S 07	1
0	75001094010	BUSHING MUD FLAP 07	2
0	75001094020	COLLAR BUSH 6,25X9,2X17X11 08	2
0	75608020000	FRONT SPOILER-CENTER PART	1
0	75608020010	RUBBER SLEEVE 9X17X7MM 08	2
0	7560802300020A	FRONT SPOILER L/S WHITE	1
0	7560802400020A	FRONT SPOILER R/S WHITE	1
0	75608067000	INSULATING DISK 6,2X16X3	2
1	3211306	OWNERS MANUAL 690 DUKE USA 08	1
1	3CF9775H7EN	SPM CHASSIS 690 DUKE 2008	1
1	3CM088516HEN	SPM ENGINE 690 DUKE 2008	1
29	75029099100	TOOL SET 08	1
30	53012028200	GRIP ORANGE B&F	1
31	50329080100	WRENCH SW=17/21/27/32 B&F	1
32	60029070200	T-WRENCH WS=6/8/10 TX=45 B&F	1
33	53012024100	SCREW DRIVER L=105MM	1
34	50329071000	WRENCH WS=13/17	1
36	75029072000	SPARK PLUG WRENCH	1

087562000 / C087562006

\* NEW PART

X AS REQUIRED

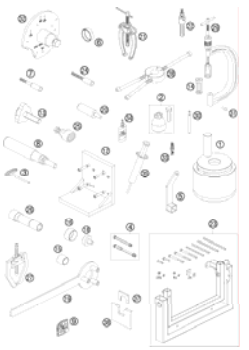
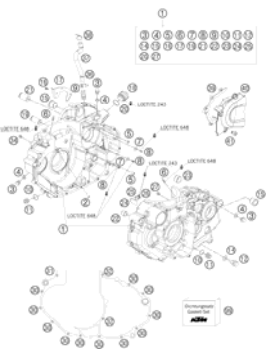
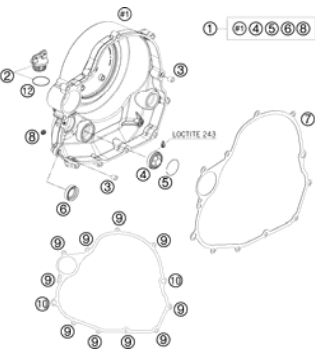
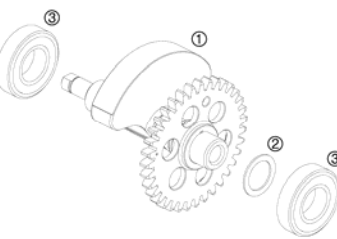
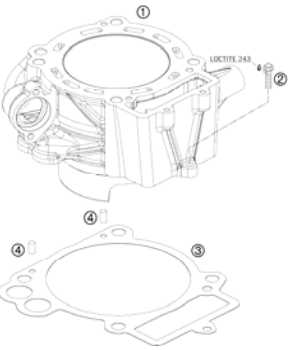
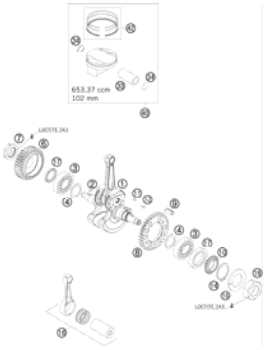
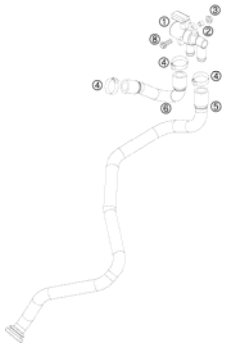
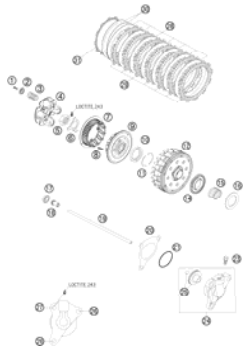
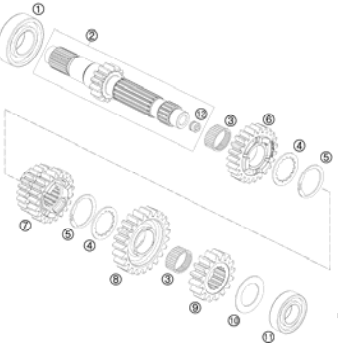
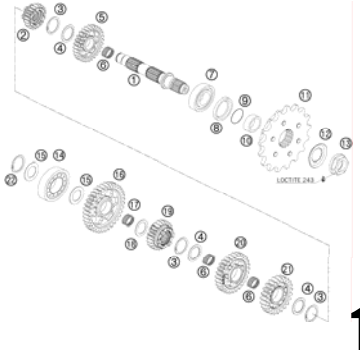

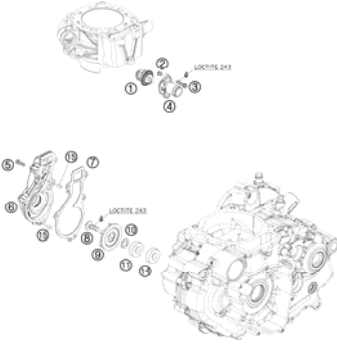
# 690 LC4 DUKE USA 2008

**SPARE PARTS MANUAL: ENGINE**

**ART.NO.: 3CM088516HEN**

**ENGLISH**



<p><b>SPECIAL TOOLS</b></p>  <p><b>3</b></p>	<p><b>ENGINE CASE</b></p>  <p><b>4</b></p>	<p><b>CLUTCH COVER</b></p>  <p><b>6</b></p>	<p><b>BALANCER SHAFT</b></p>  <p><b>7</b></p>
<p><b>CYLINDER</b></p>  <p><b>8</b></p>	<p><b>CRANKSHAFT, PISTON</b></p>  <p><b>9</b></p>	<p><b>SECONDARY AIR SYSTEM SAS</b></p>  <p><b>10</b></p>	<p><b>CLUTCH</b></p>  <p><b>11</b></p>
<p><b>TRANSMISSION I - MAIN SHAFT</b></p>  <p><b>12</b></p>	<p><b>TRANSMISSION II - COUNTERSHAFT</b></p>  <p><b>13</b></p>	<p><b>SHIFTING MECHANISM</b></p>  <p><b>14</b></p>	<p><b>WATER PUMP</b></p>  <p><b>15</b></p>

<p><b>COOLING SYSTEM</b></p> <p style="text-align: right;"><b>16</b></p>	<p><b>VALVE DRIVE</b></p> <p style="text-align: right;"><b>17</b></p>	<p><b>TIMING VALVE</b></p> <p style="text-align: right;"><b>19</b></p>	<p><b>CYLINDER HEAD</b></p> <p style="text-align: right;"><b>20</b></p>
<p><b>LUBRICATING SYSTEM</b></p> <p style="text-align: right;"><b>21</b></p>	<p><b>IGNITION SYSTEM</b></p> <p style="text-align: right;"><b>22</b></p>	<p><b>ELECTRIC STARTER</b></p> <p style="text-align: right;"><b>23</b></p>	<p><b>THROTTLE BODY</b></p> <p style="text-align: right;"><b>24</b></p>
<div style="display: flex; align-items: center;"> <div style="background-color: #cccccc; padding: 20px; margin-right: 20px; font-size: 48px; font-weight: bold; text-align: center;">!</div> <div> <p>All information contained is without obligation. KTM-Sportmotorcycle AG particularly reserves the right to modify any equipment, technical specifications, prices, colors, shapes, materials, services, service work, constructions, equipment and the like so as to adapt them to local conditions or to cancel any of the above items, all without previous announcement and without giving reasons. KTM may stop manufacturing certain models without previous notice. KTM shall not be held liable for any deviations of availability and/or ability to deliver, illustrations, descriptions, printing and/or other errors. The illustrated models partly contain extra equipment, which is not applied to standard models. © by KTM-SPORTMOTORCYCLE AG, Mattighofen AUSTRIA; All rights reserved; Reprint, also in extracts, with written allowance of KTM-SPORTMOTORCYCLE AG, Mattighofen only.</p> </div> </div>			

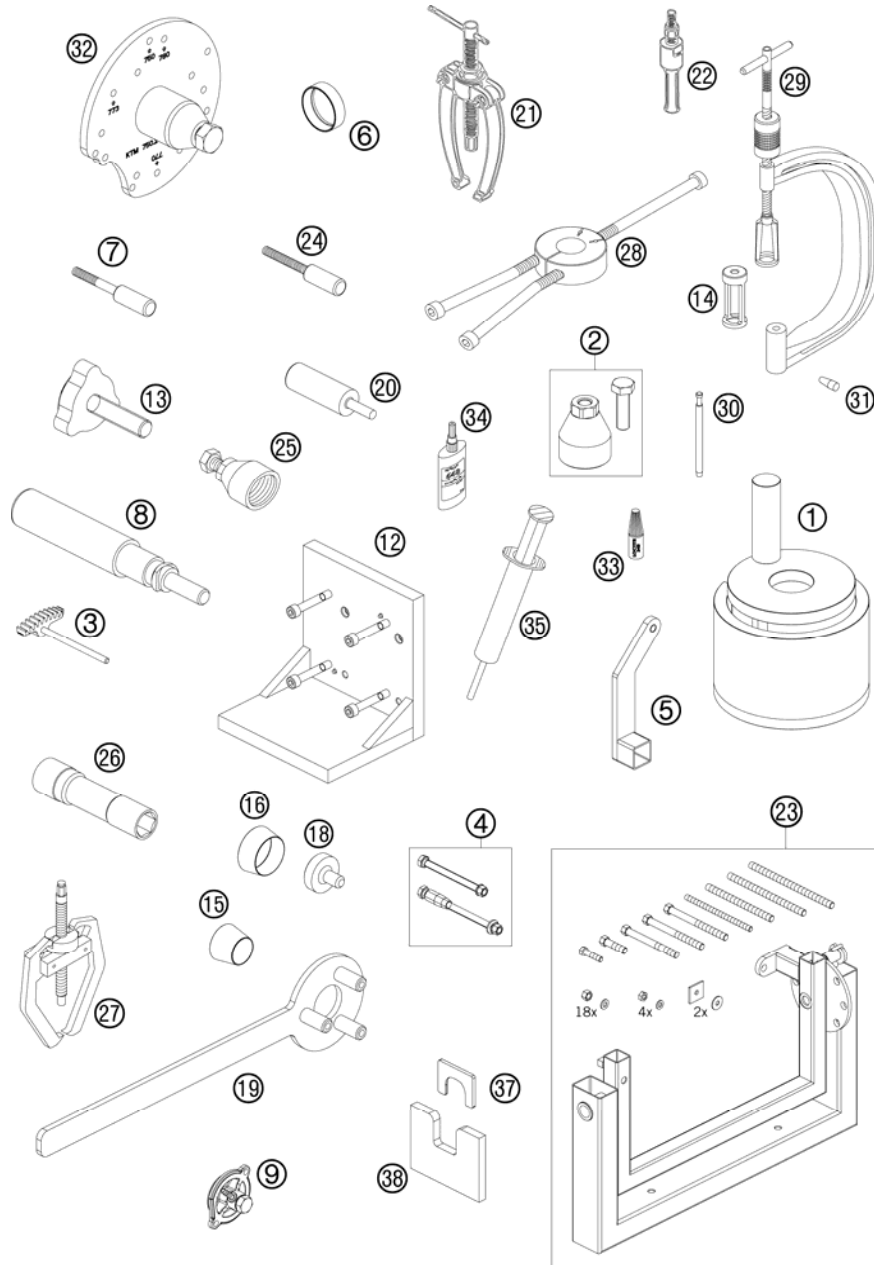


FIG	PART NUMBER	DESCRIPTION	QTY
1	75029047000	PRESS. TOOL F. CRANKS. CPL.	1
2	75029021000	EXTRACTOR PRIM. CPL.	1
3	75029081000	GEAR SEGMENT CPL.	1
4	75012001060	SUPPORT CPL.	1
5	75012001070	RETAIN. ARM F. ENG.WORK STAND	1
6	75029015102	PISTON R. COMPRESSOR DM=102	1
7	75029033000	MOUNTING SCREW	4
8	75029035000	PLUG IN FUSE PISTON PIN	1
9	75029094000	OIL PRESSURE ADAPTER	1
12	75029050000	ON TENSIONER PL. CYLINDER HEAD	1
13	75029051000	PRESS OUT PUNCH CPL.	1
14	77329060000	INSERT FOR VALVE SPRING LEVER	1
15	75029080000	MOUNT.SLEEVE F. SH.S.RING MS	1
16	75029080050	MOUNT.SLEEVE F. SH.S.RING KS	1
18	75029090000	PROTECTOR CAP F.CRANKSHAFT 07	1
19	75029091000	HOLDING SPANNER FOR FLYWHEEL	1
20	77329051000	UNLOCK CHAIN TENSIONER	1
21	15112017000	BUSHING EXTRACTOR	1
22	15112018100	INTERN.BEAR.PULLER 18-23 MM	1
23	56012001000	ASSY SUPPORT (WITHOUT HOLDER)	1
24	77329010000	LOCATING SCREW	1
25	58429009000	MAGNETO EXTRACTOR	1
26	75029172000	SPARK PLUG WRENCH	1
27	59029033000	EXTRACTOR FOR TIMING GEAR	1
28	58429037043	MOUNTING TOOL F.BEARING NJ 207	1
29	59029019000	VALVE SPRING LEVER	1
30	59029026006	LIMIT PLUG GAUGE F.VALVE GUIDE	1
31	58529005000	MOUNT.SLEEVE F. SH.S.RING WAPU	1
32	75029048000	CASING DISMOUNTING TOOL 07	1
33	6899785	LOCTITE 243 BLUE 6CCM	1
34	58429059000	LOCTITE 648 GREEN 24ML	1
35	58429059200	LOCTITE 5910 50ML	1
37	75029047050	PRESS OUT PLATE TOP PART	1
38	75029047051	PRESS OUT PLATE BOTTOM PART	1

087502910 / C087502910

\* NEW PART

X AS REQUIRED



# ENGINE CASE

690 LC4 DUKE USA 2008

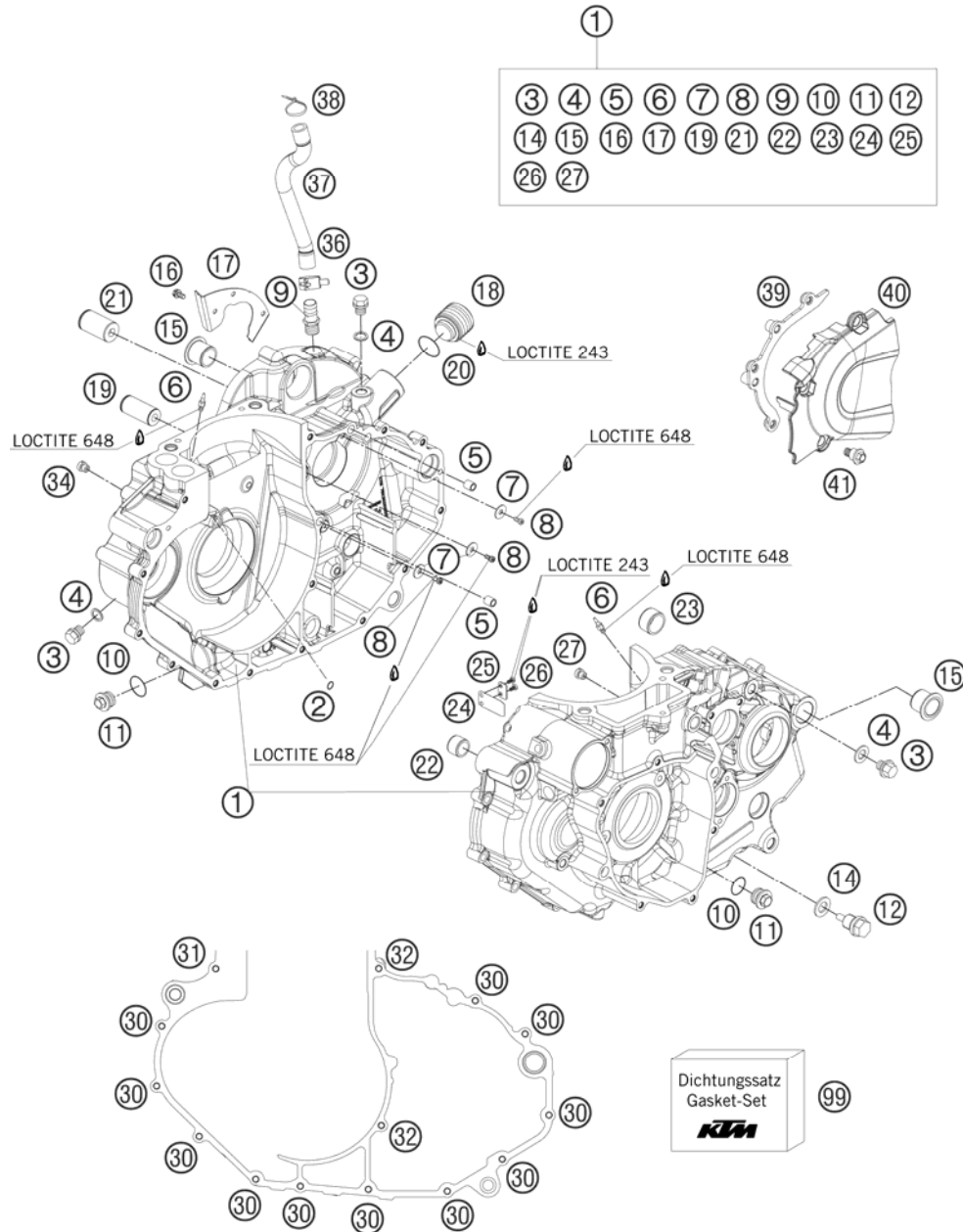


FIG	PART NUMBER	DESCRIPTION	QTY
1*	75030000133	ENGINE CASE CPL.W.BEAR. LC4 07	1
2	0770060018	O-RING 6,00X1,78	1
3	0910100003	PLUG DIN0910-M 10X1	3
4	0603100141	COPPER GASKET DIN7603-10X14X1	3
5	59030023000	DOWEL 6X8X11,5	2
6	60030064050	OIL JET 50 M6X0,75 WS8 05	2
7	0021050003	WASHER DIN9021-A 5,3	3
8	073800501001	FLAT HEAD SCREW ISO 7380 M5X10	3
9	60030022000	VENTILATION CONNECTOR M16X1,5	1
10	0770020170	O-RING 17,17X1,78 GLO	2
11	59038017000	PLUG M20X1,5 WS=13	2
12	58030021000	OILDRAIN PLUG W.MAG. M 12X1,5	1
14	58038022000	CU-SEAL RING DIN7603-12X18X1,5	1
15	75030010000	CASE BUSH	2
16*	0984050103S	CYLIND. SCR. DIN6912 M5X10 8.8	3
17	75030042000	COVER	1
18	75038048000	LOCK PIECE 07	1
19	54633018400	BUSHING PIN FOR STARTER WHEEL	1
20	0770021140	O-RING 2,62x15,54x20,78 NBR70	1
21	59040028000	BUSHING PIN	1
22	51030026100	DOWEL 17 X 13 X 12	1
23	54830027000	DOWEL 21X12 03	1
24	75030003051	MEMBRANE 07	1
25	75030003050	STOP SHEET MEMBRANE 07	1
26	0458030080	CYLIND.SCREW M3X8 ISO 14580 SS	2
27	57031523200	MAIN JET 200	1
30	0015060303	HH COLLAR SCREW M 6X30 SW=8	11
31	0015060253	HH COLLAR SCREW M 6X25 WS=8	1
32	0015060703	HH COLLAR SCREW M 6X70 WS=8	2
34	75030058000	JET 125	1
36	00049220121	CLAMP STD DN22	1
37	75030086000	HOSE BREATHER SYSTEM 07	1
38	44011076200	CABLE TIE 200/3,6MM BLACK	1
39	75030047000	SECURING GUIDE 07	1
40	75030060000	CHAIN GUARD 07	1
41	59001092050	SPECIAL SCREW M6X12,5 WS=8	3

087503010 / C087503010

\* NEW PART

X AS REQUIRED

# ENGINE CASE

690 LC4 DUKE USA 2008

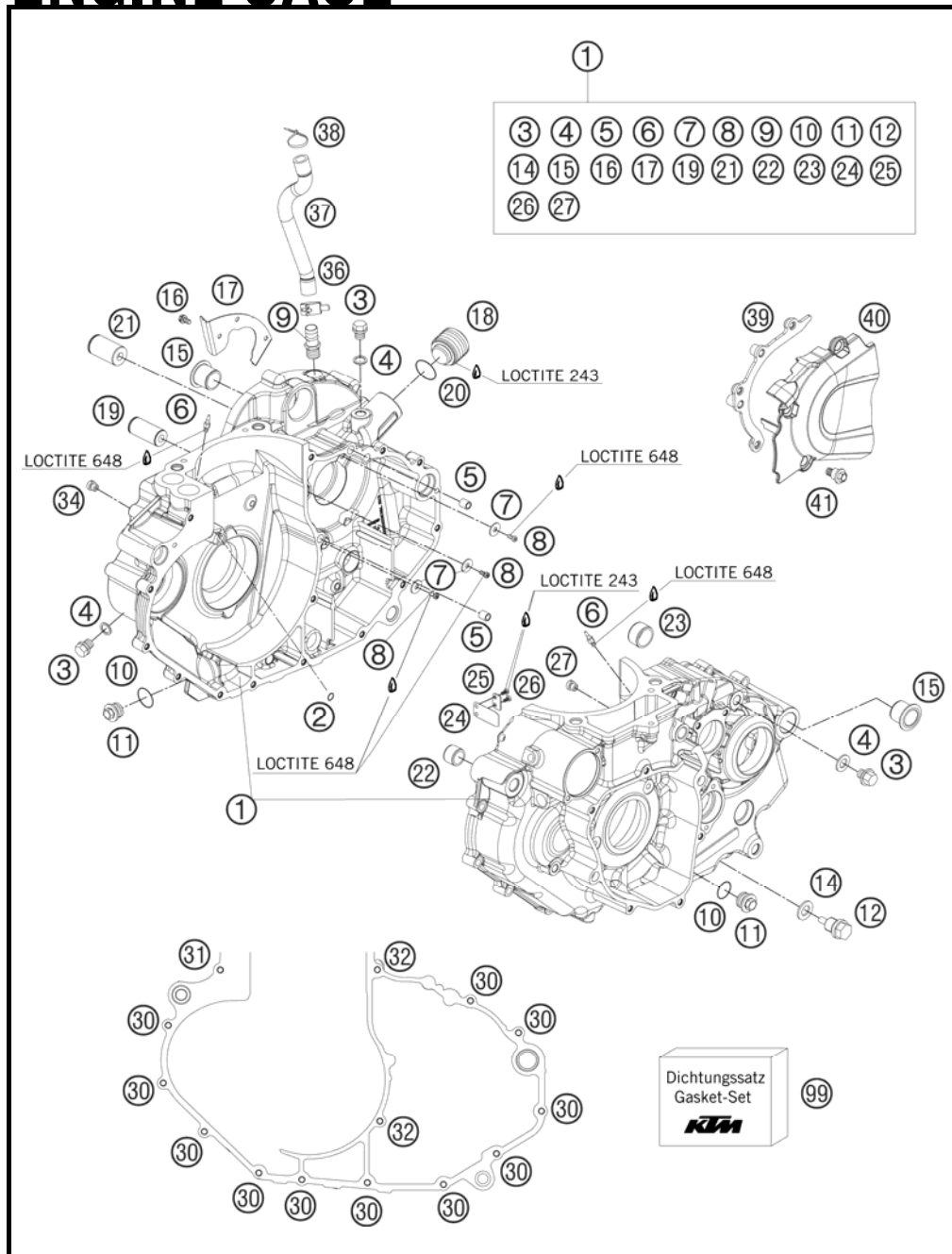


FIG	PART NUMBER	DESCRIPTION	QTY
99	75030099000	GASKET SET LC4	2007
			1

087503010 / C087503010

\* NEW PART

X AS REQUIRED

# CLUTCH COVER

690 LC4 DUKE USA 2008

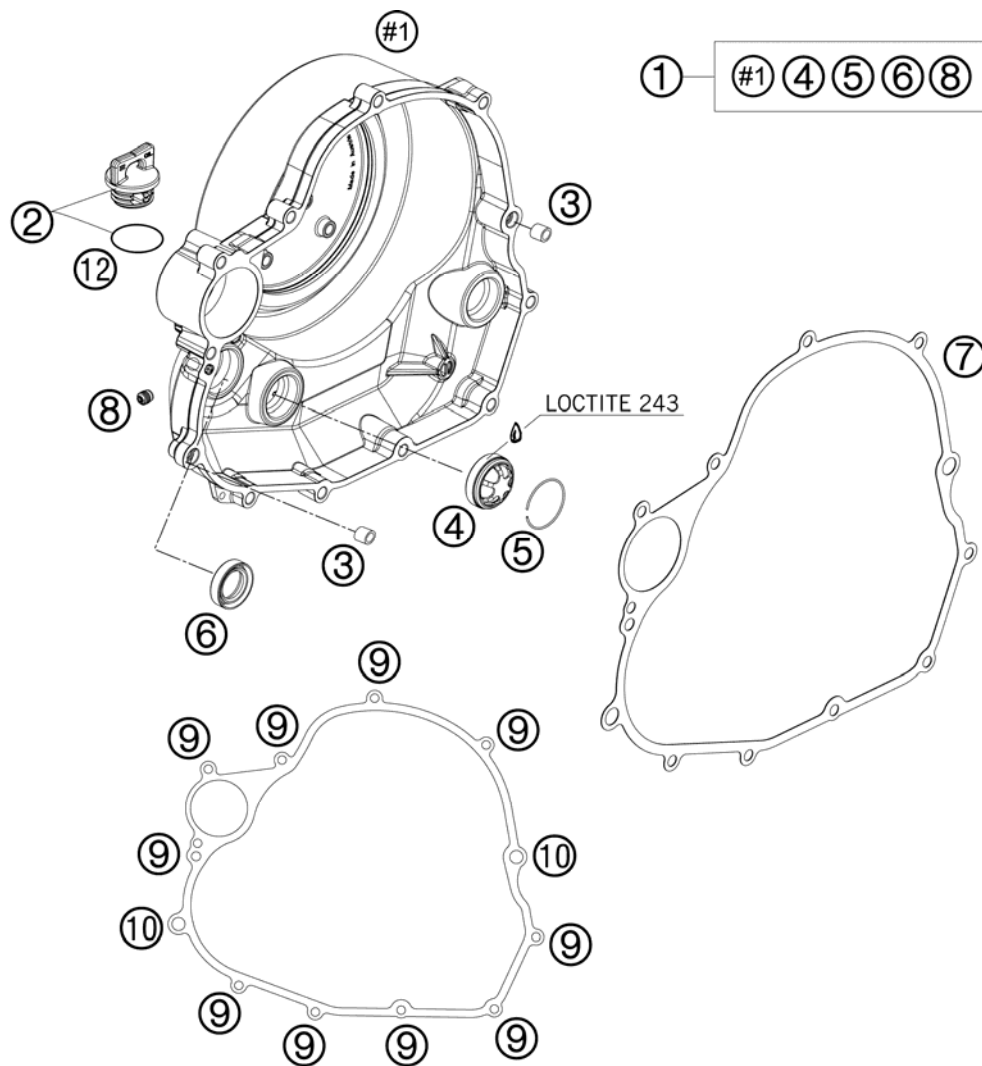


FIG	PART NUMBER	DESCRIPTION	QTY
1	75030001044	CLUTCH COVER CPL. 07	1
2	58030020100	PLUG CPL. M24X3	1
3	49030090000	DOWEL 9,8 X 7 X 10	2
4	59030019000	OIL LEVEL GLASS G 1777 Y	1
5	61030019050	CIRCLIP OIL LEVEL GLASS 03	1
6	0760172871	SHAFT SEAL RING 17X28X7B VITON	1
7	75030025000	CLUTCH CASE GASKET 07	1
8	59030197000	PLUG 9X7MM	1
9	0015060253	HH COLLAR SCREW M 6X25 WS=8	9
10	0015060303	HH COLLAR SCREW M 6X30 SW=8	2
12	0770191015	O-RING 19,00X3,00 NBR	1

087503020 / C087503021

\* NEW PART

X AS REQUIRED

# BALANCER SHAFT

690 LC4 DUKE USA 2008

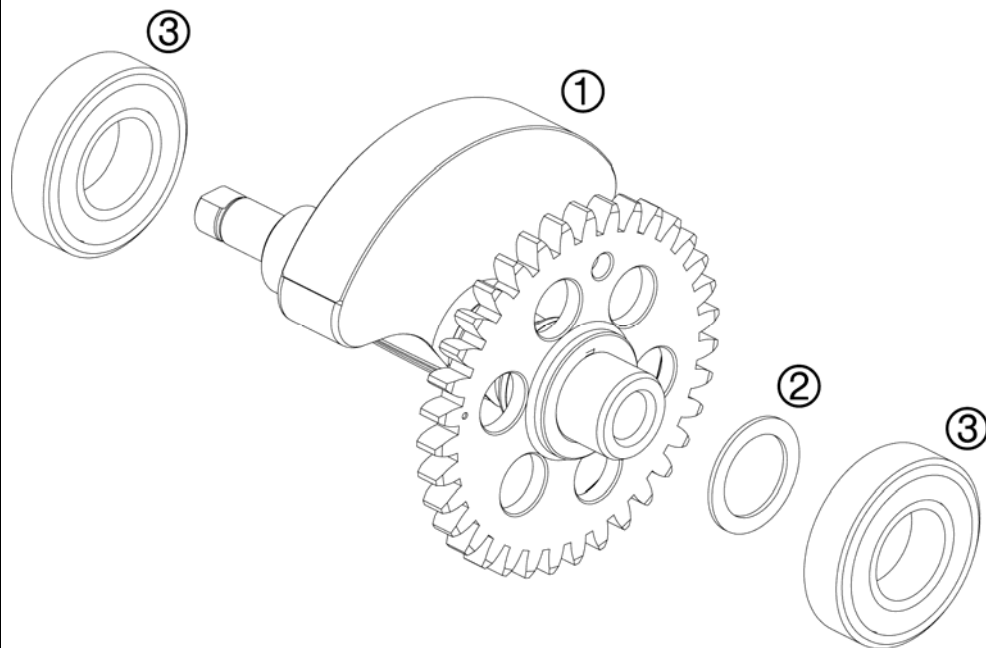


FIG	PART NUMBER	DESCRIPTION	QTY
1	75030057044	BALANCER SHAFT CPL. 07	1
2	0988223201	THRUST WASHER DIN0988-22X32X,1	x
2	09882232015	THRUST WASHERDIN0988-22X32X,15	x
2	0988223202	THRUST WASHER DIN0988-22X32X,2	x
2	0988223203	THRUST WASHER DIN0988-22X32X,3	x
3	0625062221	BALL BEARING 62/22 C4	2

087503030 / C087503030

\* NEW PART

X AS REQUIRED

# CYLINDER

690 LC4 DUKE USA 2008

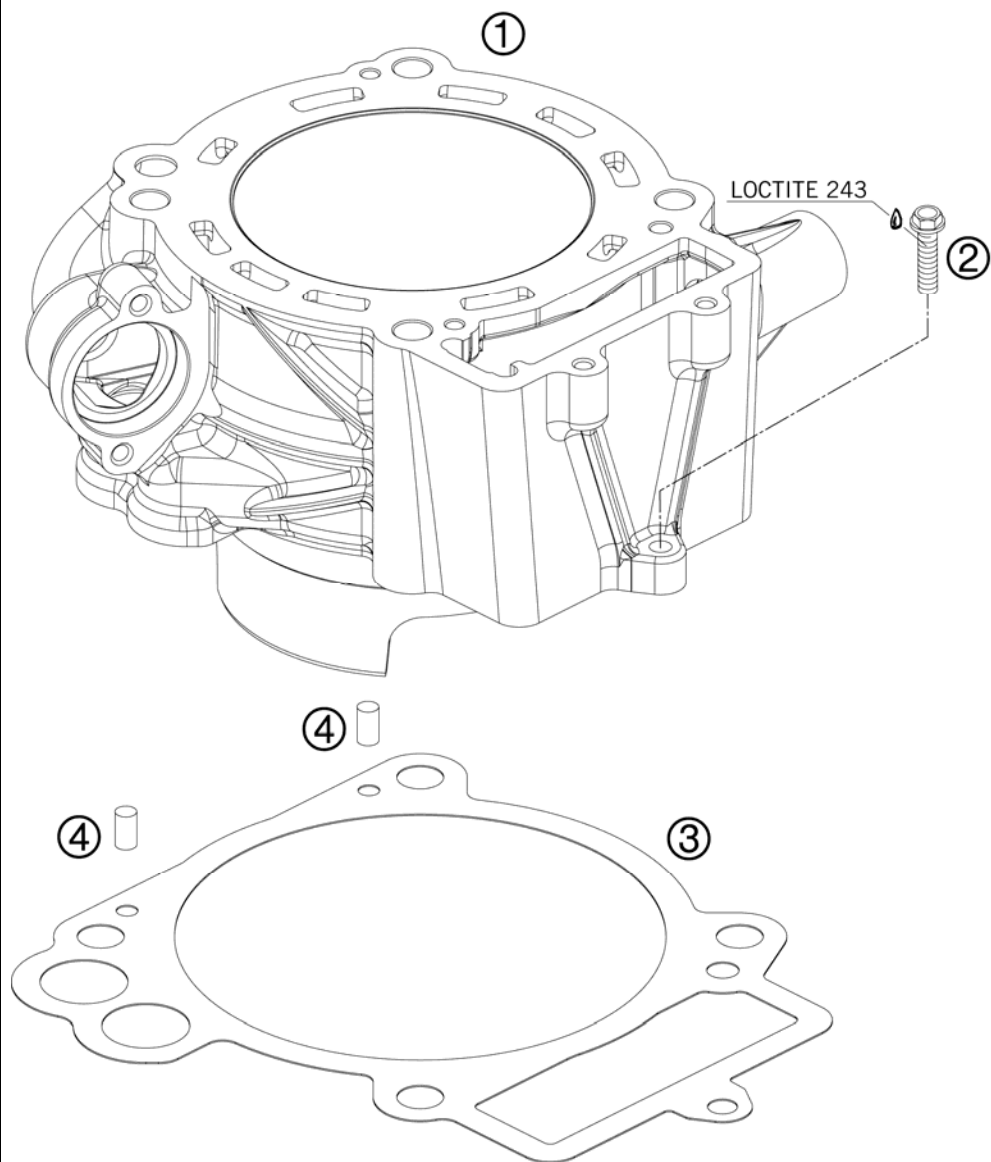


FIG	PART NUMBER	DESCRIPTION	QTY
1	75030005000	CYLINDER 07	1
2	0015060253	HH COLLAR SCREW M 6X25 WS=8	1
3	75030035000	CYLINDER BASE GASKET 07	1
4	0474050080	GROOVED PIN DIN1474 5X8	2

087503040 / C087503040

\* NEW PART

X AS REQUIRED

# CRANKSHAFT, PISTON

690 LC4 DUKE USA 2008

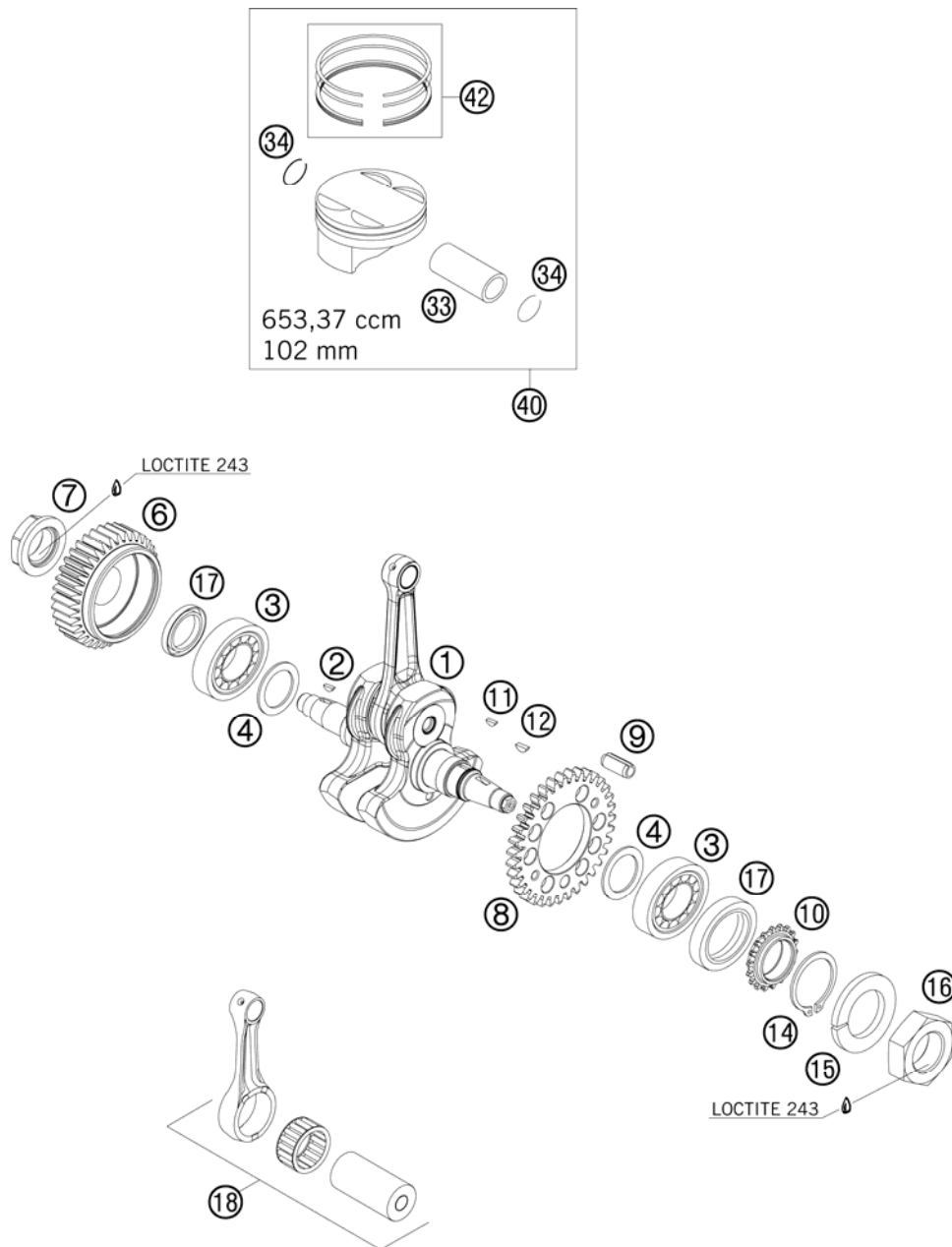


FIG	PART NUMBER	DESCRIPTION	QTY
1	75030018100	CRANKSHAFT CPL	1
2	0888040050	WOODRUFF KEY DIN6888 4X5X13	1
3	75030018150	CYL.ROLLER BEARING NJ207 ECPC4	2
4	56530081000	SHIM WASHER 36X48X0,10	x
4	56530081100	SHIM WASHER 36X48X0,15	x
4	56530081200	SHIM WASHER 36X48X0,20 STEEL	x
4	56530081300	SHIM WASHER 36X48X0,30	x
6	75032000002	PRIMARY GEAR 36 T 07	1
7	75030029100	NUT FOR PRIMARY GEAR	1
8	75030055000	DRIVE WHEEL BALANCER SHAFT 07	1
9	0749080300	TENSION PIN ISO13337 8X30	1
10	75036014000	TIMING PULLEY 07	1
11	0888030050	WOODRUFF KEY DIN6888-3X5X13	1
12	6946005	WOODRUFF KEY 5X6,5 HARDED	1
14	0471300151	CIRCLIP DIN0471-30X1,5 NIRO	1
15	58132072000	LOCK WASHER VSK 18	1
16	0936181505	HEXAGON NUT DIN0936-M18X1,5 R.	1
17	0760355070	SHAFT SEAL R.35X50X7B VITON	2
18	75030015144	CONNECT. ROD REPAIR SET LC4 08	1
33	75030833000	PISTON PIN LC4 07	1
34	75030074000	CIRCLIP LC4 07	2
40	75030007200 I	PISTON CPL. I 08	x
40	75030007200 II	PISTON CPL. II 08	x
42	75030031044	PISTONRING SET LC4 07	1

087503060 / C087503061

\* NEW PART

X AS REQUIRED

# SECONDARY AIR SYSTEM SAS

690 LC4 DUKE USA 2008

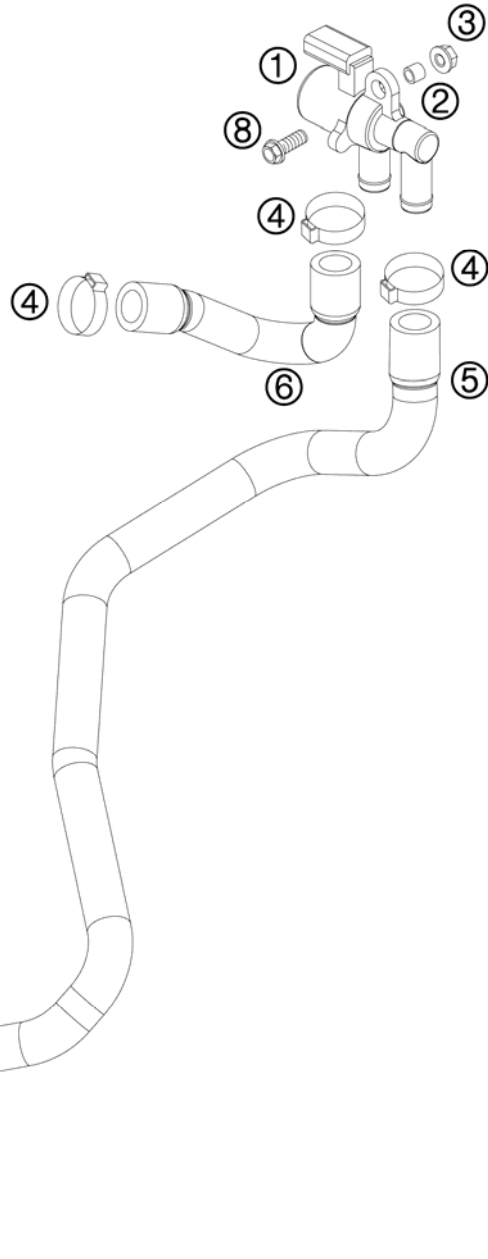


FIG	PART NUMBER	DESCRIPTION	QTY
1	75005026000	SLS-VALVE 07	1
2	58011039000	SPACER BUSHING 6,5 X 8 X 7	1
3	56509064100	SELF LOCKING NUT M6 10.9	1
4	00049200121	CLAMP STD DN20	3
5	75005032000	HOSE SLS AIRFILTERBOX 07	1
6	75005031000	HOSE SLS CYLINDER 07	1
8	0014060153	HH COLLAR SCREW M 6X15 WS=8	1

087503130 / C087503130

\* NEW PART

X AS REQUIRED

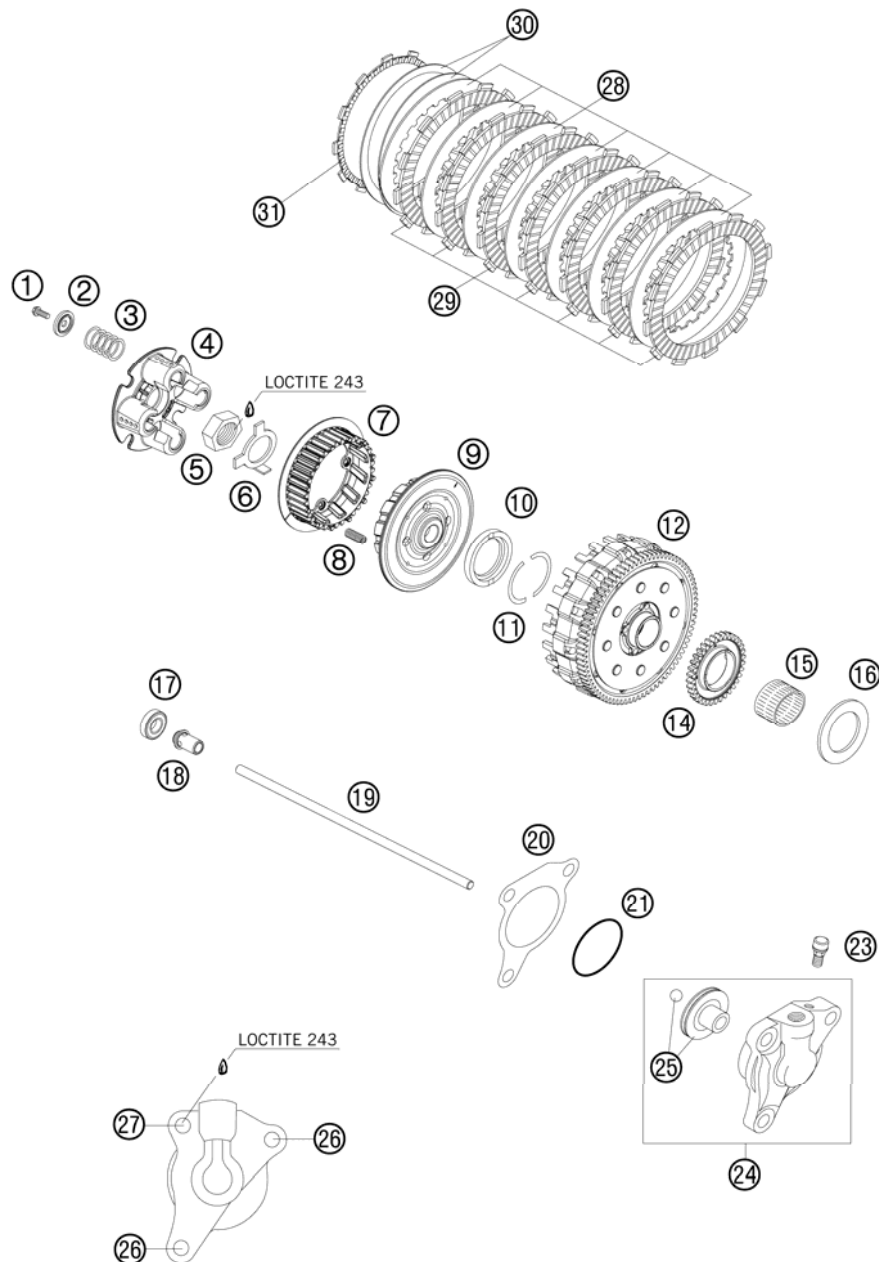


FIG	PART NUMBER	DESCRIPTION	QTY
1	0015060203	HH COLLAR SCREW M 6X20 WS=8	4
2	75032006000	SPRING RING 07	4
3	58532080000	CLUTCHSPRING 3,0X33,5	4
4	75032003000	PRESSURE CAP	1
5	60036073050	HEXAGON NUT M20X1,5 7MM	1
6	75032018000	LOCK WASHER 07	1
7	75032002002	INNER CLUTCH HUB MOVABLE	1
8	75032033000	CLUTCH RELEASE SPRING	4
9	75032002001	INNER CLUTCH HUB FIXED	1
10	75032009000	STEPPED WASHER 07	1
11	75032007000	HALF-WASHER 07	2
12	75032001044	OUTER CLUTCH HUB CPL.	1
14	75032050001	OIL PUMP DRIVE WHEEL 07	1
15	56532095000	NEEDLE BEARING K26X30X22ZW.KSE	1
16	75032017000	WASHER 26X40X2 07	1
17	0625060016	GROOV.BALL BEAR. 6001.2RSR C3	1
18	75032055000	PRESSURE BOLT 07	1
19	75032054100	PUSH ROD 08	1
20	59032065000	GASKET FOR SLAVE CYLINDER	1
21	0770300015	O-RING 30,00X1,50 NBR 70	1
23	54732064000	BLEEDER SCREW WITH CAP	1
24	59032061044	OUTPUT CYLINDER CPL. 27MM 03	1
25	59032066000	PISTON + O-RING + BALL 27MM	1
26	0015060353	HH COLLAR SCREW M 6X35 WS=8	2
27	0015060203	HH COLLAR SCREW M 6X20 WS=8	1
28	75032112000	STEEL DISK 1,5 MM LC4 '07	7
29	58332011300	LINING DISK 2,7MM FCC 02	7
30	58632016000	RONDELLA ANTIVIBRAZIONE SET	1
31	75032111100	LINING DISC CUT OUT	1

087503210 / C087503211

\* NEW PART

X AS REQUIRED



# TRANSMISSION I - MAIN SHAFT

690 LC4 DUKE USA 2008

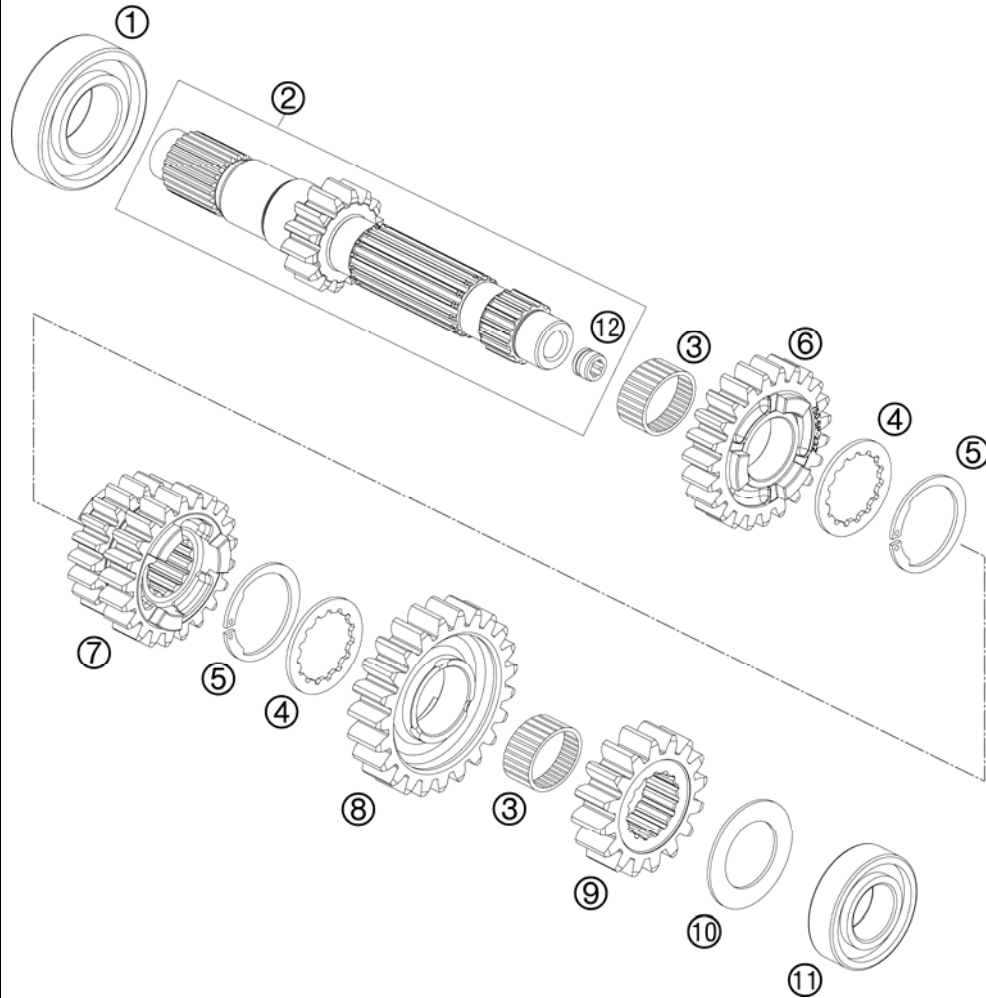


FIG	PART NUMBER	DESCRIPTION	QTY
1	06252858161	BALL BEARING 62/28 C4 N	1
2	75033001100	MAIN SHAFT	1
3	0405222613	NEEDLE BEAR. K 22X26X13 TN	2
4	56533016300	STOP DISK 22,7 X 32 X 1,5	2
5	75033041000	STOP-V-RING AV25	2
6	75033005000	IDLER 5. GEAR 07	1
7	75033003000	3/4TH GEAR MAINSHAFT 07	1
8	75033006000	IDLER 6. GEAR 07	1
9	75033002000	SOLID GEAR 2.G. 07	1
10	59033080000	SHIM 20X32X1	1
11	0625060041	BALL BEARING 6004 TNH C3	1
12	77333001160	GUIDE BUSHING	1

087503330 / C087503330

\* NEW PART

X AS REQUIRED

# TRANSMISSION II - COUNTERSHAFT

690 LC4 DUKE USA 2008

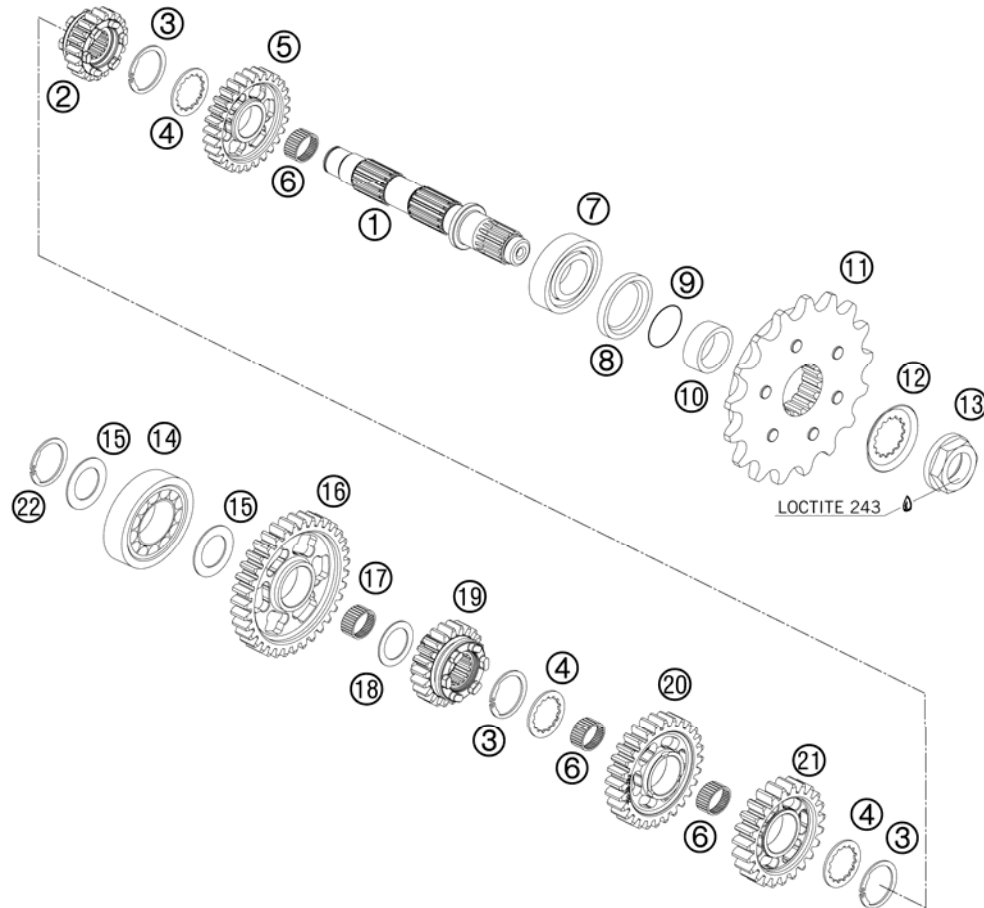


FIG	PART NUMBER	DESCRIPTION	QTY
1	75033010000	COUNTER SHAFT 07	1
2	75033016000	SLIDING GEAR 6TH G. 07	1
3	0417025000	CIRCLIP SW25	3
4	56533016300	STOP DISK 22,7 X 32 X 1,5	3
5	75033012000	IDLER 2. GEAR 07	1
6	0405222613	NEEDLE BEAR. K 22X26X13 TN	3
7	49030023100	CYL.ROLLER BEARING NJ205 C4	1
8	0760324773	SHAFT SEAL R. 32X47X7BSL VITON	1
9	0770025020	O-RING 25X2 VITON	1
10	54633014100	SPACER BUSHING 12MM	1
11	58033029115	ENGINE SPROCKET 15 T DAMPED	x
11	58033029116	ENGINE SPROCKET 16 T DAMPED	x
11	58033029117	ENGINE SPROCKET 17 T DAMPED	x
12	51033031000	LOCK WASHER	1
13	58033032200	SPROCKET NUT LC4 03	1
14	0625204213	BALL BEARING 6004 C4 N	1
15	59033080000	SHIM 20X32X1	2
16	75033011000	IDLER GEAR 1ST GEAR 07	1
17	56533098000	NEEDLE BEARING K22X26X13H	1
18	54603036000	STOP DISK 22,2X31,7X1	1
19	75033015000	5TH GEAR COUNTERSHAFT 07	1
20	75033013000	IDLER GEAR 3.G 07	1
21	75033014000	IDLER GEAR 4.G 07	1
22	0471200120	CIRCLIP DIN471 20X1,2	1

087503360 / C087503360

\* NEW PART

X AS REQUIRED

# SHIFTING MECHANISM

690 LC4 DUKE USA 2008

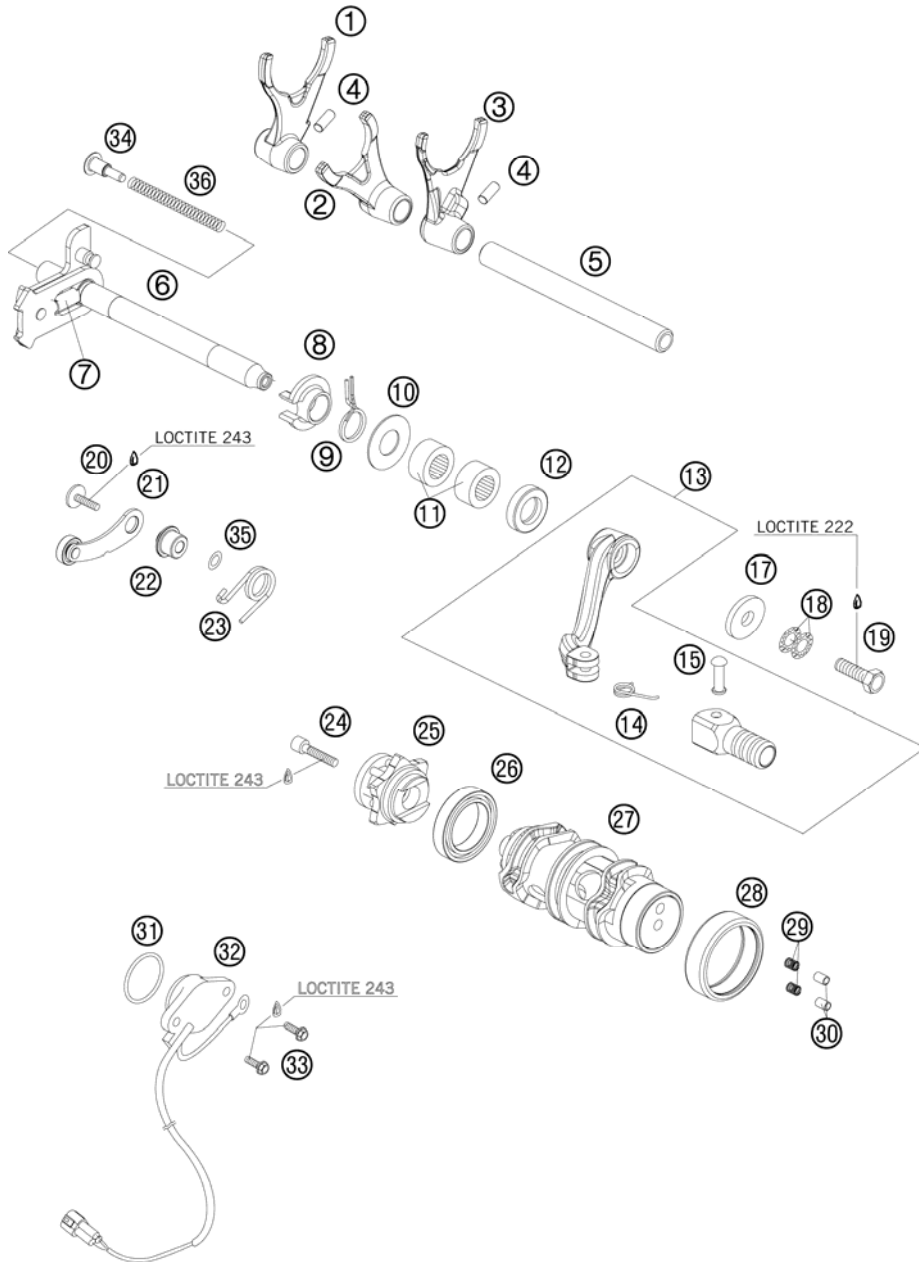


FIG	PART NUMBER	DESCRIPTION	QTY
1	75034002000	SHIFT FORK F. SLIDINGGEAR 5 07	1
2	75034001000	SHIFT FORK F. SLIDINGG. 3/4 07	1
3	75034003000	SHIFT FORK F. SLIDINGGEAR 6 07	1
4	0402061480	NEEDLE ROLLER DIN5402 6X14,8	2
5	75034019000	SHIFTRAIL 07	1
6	75034005044	SHIFT SHAFT CPL. 07	1
7	56534013100	TENSIONING SPRING 0,8MM	1
8	54634020000	SPRING GUIDE	1
9	75034014100	RETURN SPRING 2,2MM '95	1
10	75034050000	STOP DISK 14X30X1,5 STEEL	1
11	54632095000	NEEDLE BEAR.HK 1412 14X20X12	2
12	0760142461	SHAFT SEAL RING 14X24X6B VITON	1
13	75034031000	SHIFT LEVER CPL. 07	1
14	75034032000	SHIFTING LEVER SPRING	1
15	54634031050	BOLT 6X25 FOR SHIFT LEVER	1
17	50232050001	STEEL WASHER 6,4X17X3	1
18	50233041000	PAIR OF WASHERS M 6 NORDLOCK	1
19	0933060165	HH SCREW DIN0933-M 6X16 10.9	1
20	0014060203	HH COLLAR SCREW M 6X20 WS=8	1
21	75034024044	LOCKING LEVER CPL. 07	1
22	75034052000	SLEEVE FOR LOCKING LEVER 07	1
23	60034023000	ARRESTING LEVER SPRING 03	1
24	0012060303	AH SCREW DIN6912 M6X30 8.8	1
25	75034015000	SHIFT DRUM LOCATING CPL. 07	1
26	0625068050	BALL BEARING 6805 C4 NTN JAPAN	1
27	75034012044	SHIFT ROLLER CPL. 07	1
28	0618354212	NEEDLE BEAR HK3512 35X42X12	1
29	60034014000	CONTACT SPRING 03	2
30	60034037000	CONTACT BOLT 03	2
31	0770275025	O-RING 27,5X2,5 NBR	1
32	60011023100	GEAR-POSITION SENSOR 06	1
33	0015050163	HH COLLAR SCREW M 5X16 WS=8	2
34	75034006000	SPACER	1
35	0137060003	SPRING WASHER DIN0137-B 6	1
36	75034007000	SPRING FOR OPERATING SHAFT	1

087503411 / C087503411

\* NEW PART

X AS REQUIRED

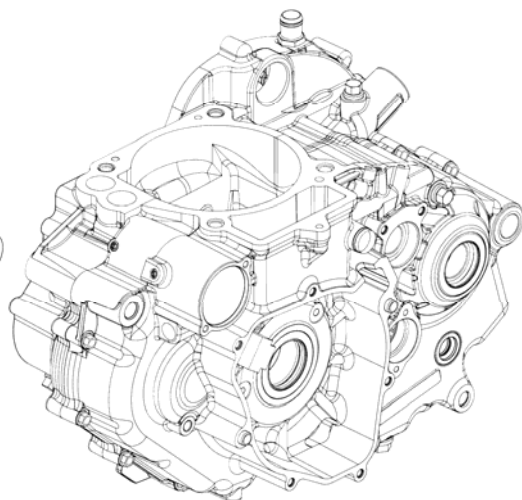
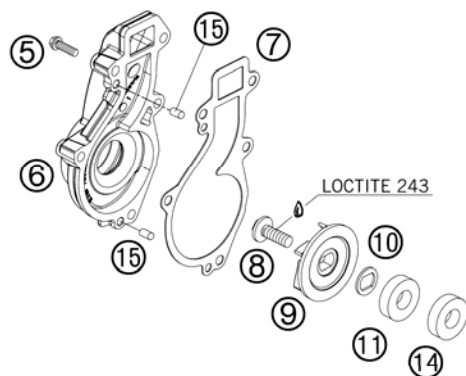
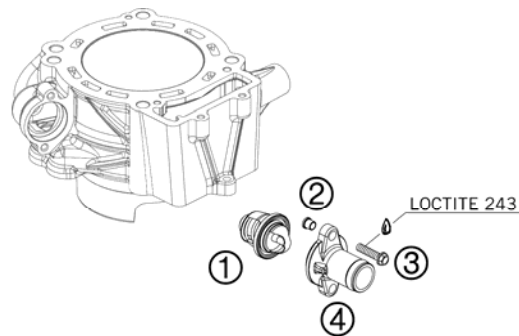


FIG	PART NUMBER	DESCRIPTION	QTY
1	75035017000	THERMOSTAT 07	1
2	60040027050	SUPPORTING SLEEVE 03	2
3	0015060203	HH COLLAR SCREW M 6X20 WS=8	2
4	75035016000	THERMOSTATCOVER 07	1
5	0015060303	HH COLLAR SCREW M 6X30 SW=8	5
6	75035052100	WATERPUMP COVER 07	1
7	75035053000	WATER PUMP COVER GASKET 07	1
8	0014060133	HH COLLAR SCREW M 6X13 WS=8	1
9	75035055000	WATER PUMP ROTOR 07	1
10	60035055150	FORM WASHER 16X1 NIRO 03	1
11	0760123071	SHAFT SEAL RING. 12X30X7 VITON	1
14	0760123073	SHAFT SEAL RING 12X30X7 PTFE	1
15	0474050080	GROOVED PIN DIN1474 5X8	2

087503510 / C087503510

\* NEW PART

X AS REQUIRED

# COOLING SYSTEM

690 LC4 DUKE USA 2008

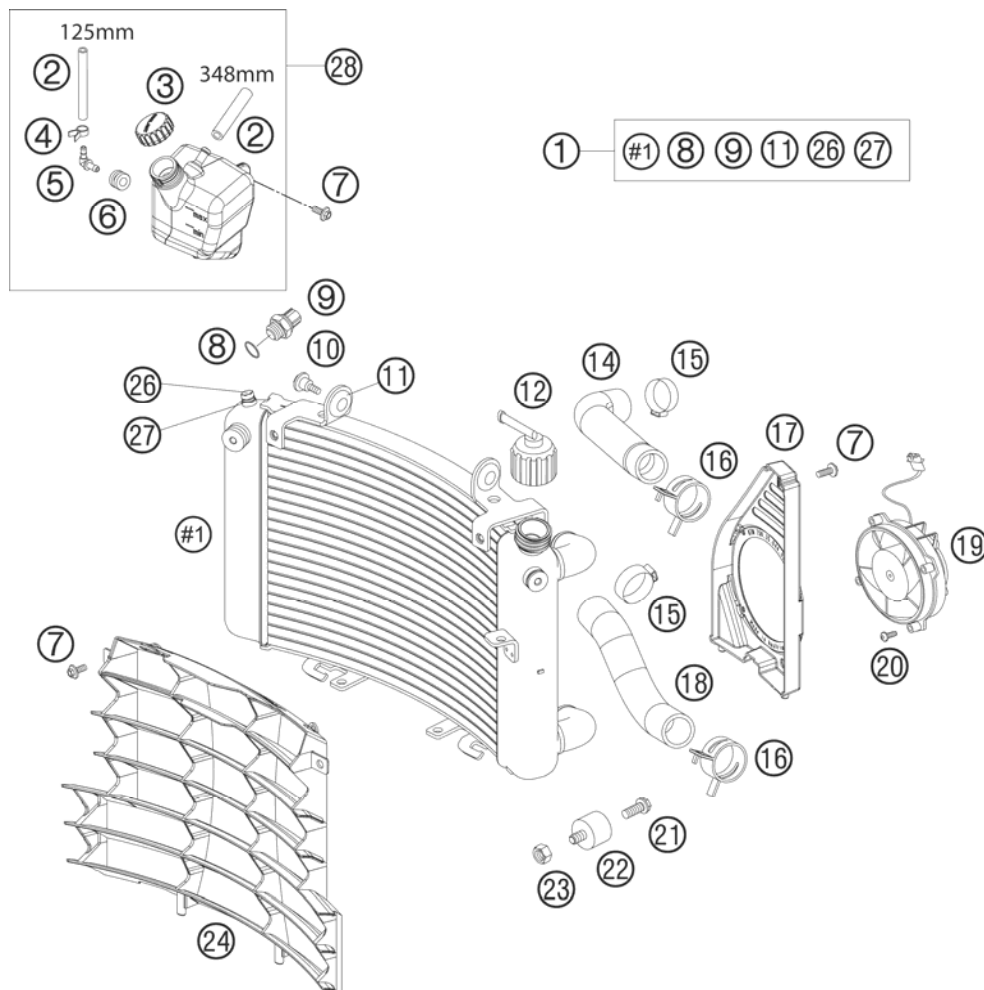


FIG	PART NUMBER	DESCRIPTION	QTY
1	75035010000	RADIATOR "45529"	07
2	60035067001	HOSE 6X10 EPDM	03
3	60035066000	PLUG F. EXPANSION TANK	1
4	58007117000	YDNAC-CLAMP 10107 10MM	x
5	60035068000	ANGLE CONNECTION EXPANS. TANK	1
6	60035069000	RUBBER GROMMET 6X9X13MM	04
7	0014060103	HH COLLAR SCREW M 6X10 WS=8	4
8	0770017015	O-RING 17X1,5 NB75	1
9	60035045000	THERMOSWITCH LC8 102DG '03	1
10	60035001000	SCREW RADIATOR BRACKET M6	03
11	41001052000	RUBBER SLEEVE D=12MM	2
12	62535009000	RADIATOR CAP 1,4 BAR	1
14	75035027000	RADIATOR HOSE	07
15	00050331706	VARIABLE ONE-EAR CLAMP 33,1MM	2
16	00049320121	CLAMP STD DN32	2
17	75035044000	FAN COWL	07
18	75035026000	RADIATOR HOSE	07
19	58435041000	FAN CPL. 12V LC4	2000
20	0020050163	EJOT SCREW K50X16 1451	4
21	0014060103	HH COLLAR SCREW M 6X10 WS=8	2
22	43205062100	RUBBER GROMMET 20X15-M6X10 (1)	2
23	0985060003	SELF LOCK. NUT DIN0985-M 6	2
24	75035040000	RADIATOR PROTECTOR	07
26	0015060103	HH COLLAR SCREW M 6X10 WS=8	1
27	0125060003	WASHER DIN0125-A 6,4	1
28	75035065000	EXPANSION TANK CPL.	07

087503530 / C087503530

\* NEW PART

X AS REQUIRED

# VALVE DRIVE

690 LC4 DUKE USA 2008

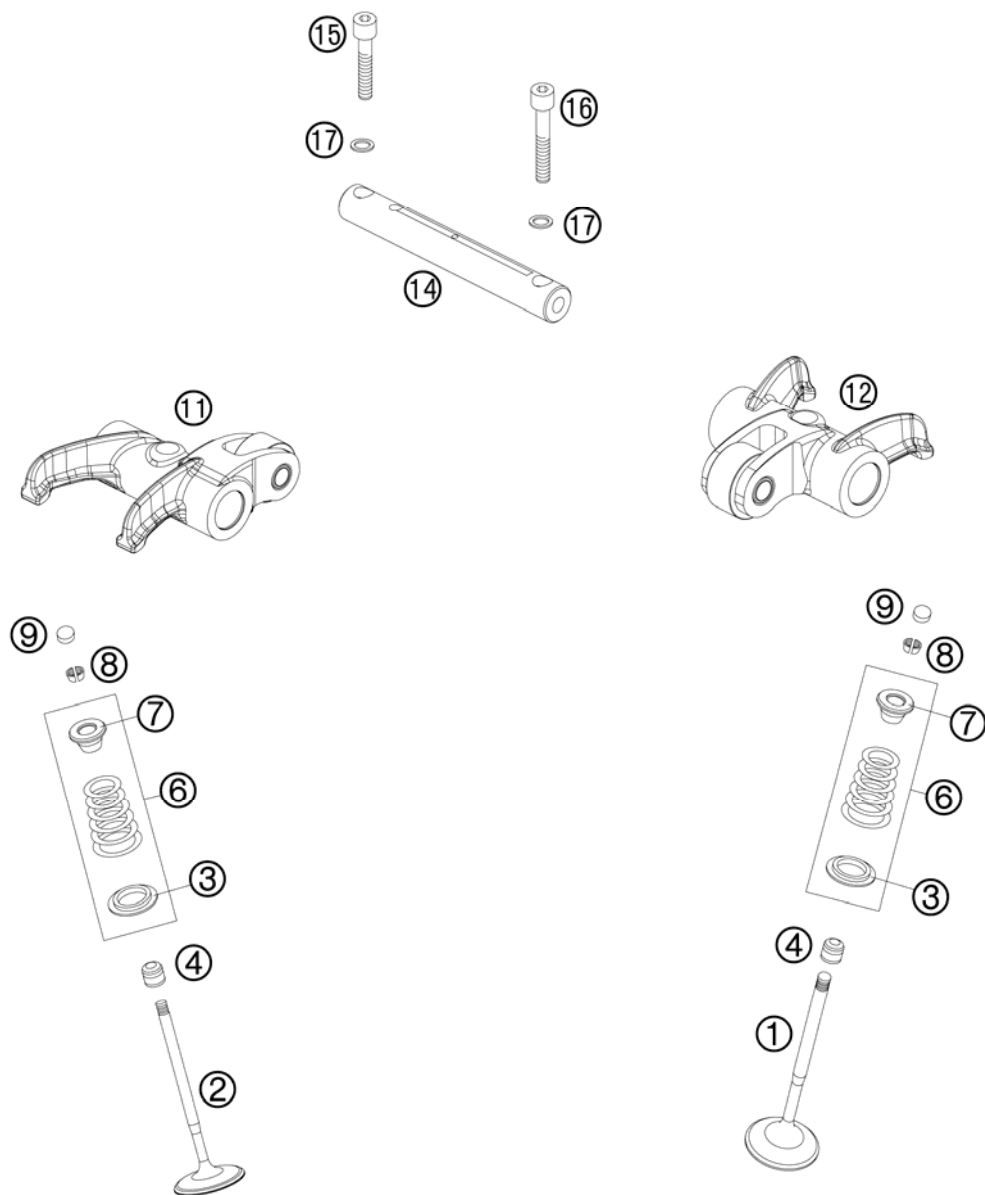


FIG	PART NUMBER	DESCRIPTION	QTY
1	75036030000	INTAKE VALVE 07	2
2	75036031000	EXHAUST VALVE 07	2
3	75036036000	VALVE SPRING HOLDER 07	4
4	59036027000	VALVE-STEM SEALING RACING	4
6	75036028044	VALVE SPRING KIT 07	4
7	75036032000	VALVE SPRING RETAINER 07	4
8	60036033000	VALVE COLLET MK6 03	8
9	60036035185	SHIM D=10/1,85 03	x
9	60036035190	SHIM D=10/1,90 03	x
9	60036035195	SHIM D=10/1,95 03	x
9	60036035200	SHIM D=10/2,00 03	x
9	60036035205	SHIM D=10/2,05 03	x
9	60036035210	SHIM D=10/2,10 03	x
9	60036035215	SHIM D=10/2,15 03	x
9	60036035220	SHIM D=10/2,20 03	x
9	60036035225	SHIM D=10/2,25 03	x
9	60036035230	SHIM D=10/2,30 03	x
9	60036035235	SHIM D=10/2,35 03	x
9	60036035240	SHIM D=10/2,40 03	x
9	60036035245	SHIM D=10/2,45 03	x
9	60036035250	SHIM D=10/2,50 03	x
9	60036035255	SHIM D=10/2,55 03	x
9	60036035260	SHIM D=10/2,60 03	x
9	60036035265	SHIM D=10/2,65 03	x
9	60036035270	SHIM D=10/2,70 03	x
9	60036035275	SHIM D=10/2,75 03	x
9	60036035280	SHIM D=10/2,80 03	x
9	60036035285	SHIM D=10/2,85 03	x
9	60036035290	SHIM D=10/2,90 03	x
9	60036035295	SHIM D=10/2,95 03	x
9	60036035300	SHIM D=10/3,00 03	x
9	60036035305	SHIM D=10/3,05 03	x
9	60036035310	SHIM D=10/3,10 03	x
9	60036035315	SHIM D=10/3,15 03	x
9	60036035320	SHIM D=10/3,20 03	x
11	75036061044	ROCKER ARM EXHAUST CPL. 07	1

087503610 / C087503610

\* NEW PART

X AS REQUIRED

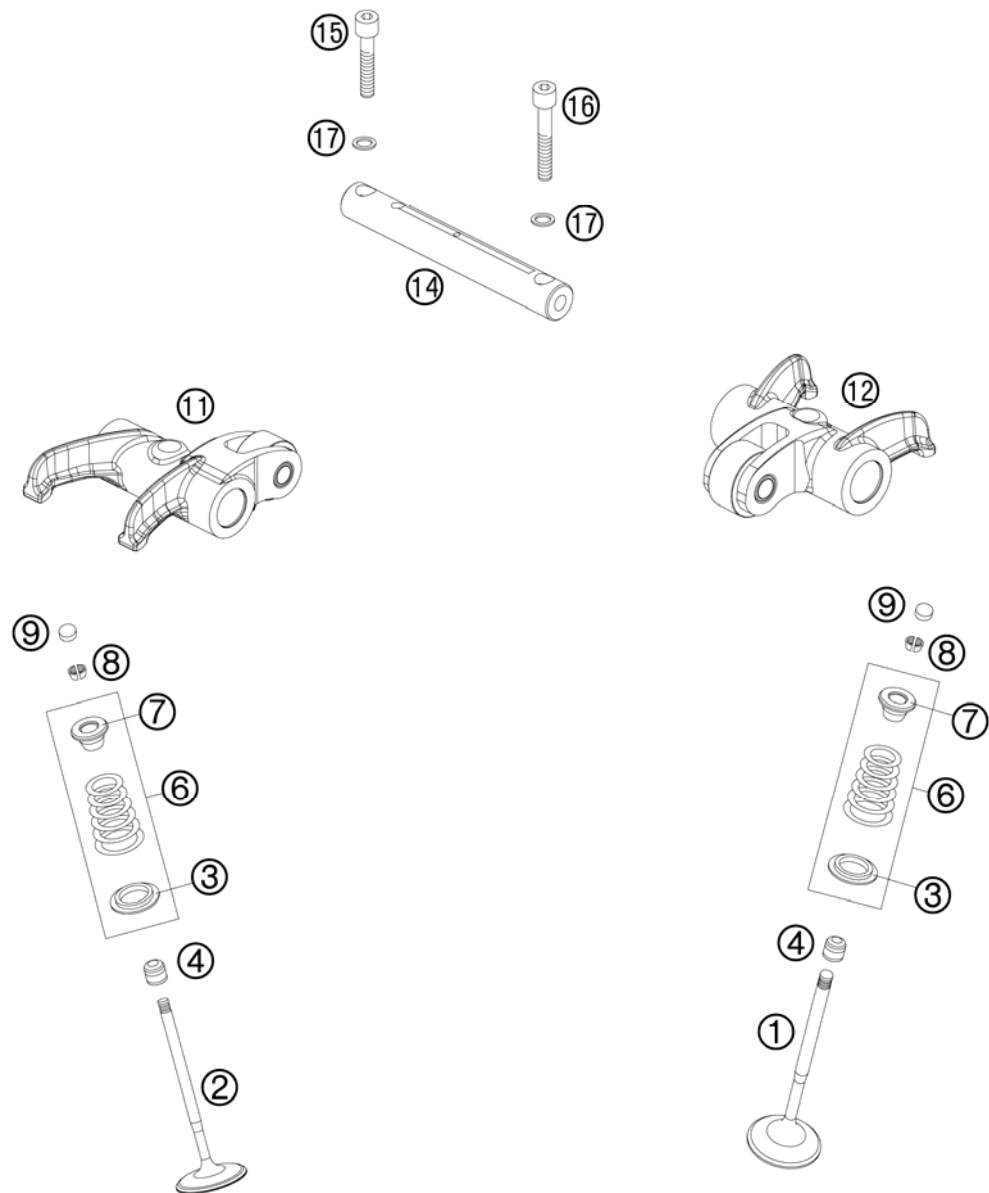


FIG	PART NUMBER	DESCRIPTION	QTY
12	75036060044	ROCKER ARM INTAKE CPL. 07	1
14	75036056000	ROCKER ARM SHAFT 07	2
15	0912060306	AH SCREW DIN912 M6x30	2
16	0912060406	AH SCREW DIN0912 M 6X40	2
17	0125060003	WASHER DIN0125-A 6,4	4

087503610 / C087503610

\* NEW PART

X AS REQUIRED

# TIMING VALVE

690 LC4 DUKE USA 2008

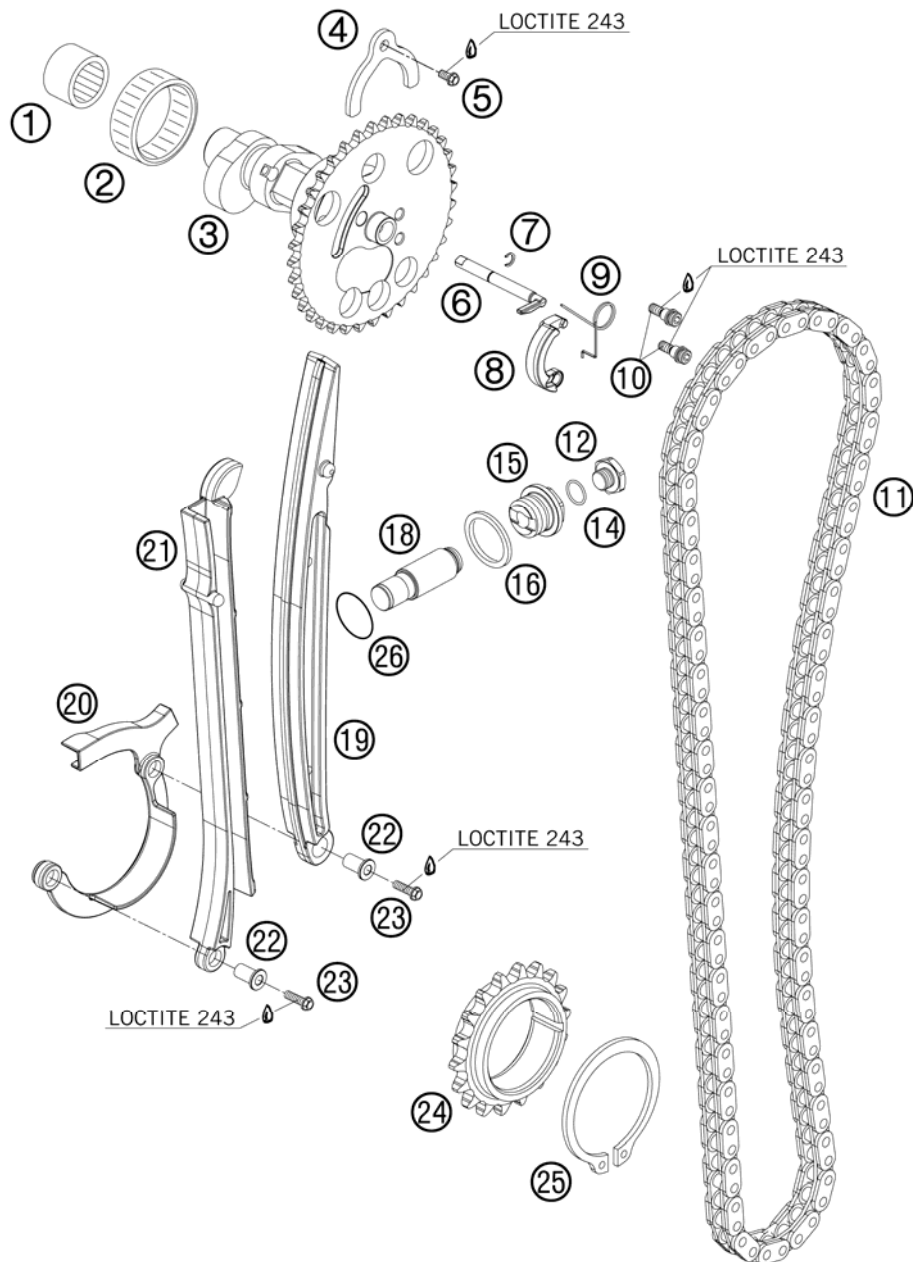


FIG	PART NUMBER	DESCRIPTION	QTY
1	0618182414	NEEDLE SLEEVE HK1814RS18/24/14	1
2	0618404712	NEEDLE SLEEVE HK4012B40X47X12	1
3	76536010000	CAMSHAFT	1
4	75036010050	CAMSHAFT HOLDER 07	1
5	0015060123	HH COLLAR SCREW M 6X12 WS=8	1
6	75036016000	AUTO DECOMPRESSION 07	1
7	75036016050	HALF MOON RING H6-BLS 07	1
8	75036015000	AUTO DECO WEIGHT 07	1
9	75036017000	SPRING FOR AUTO DECOMPR. 07	1
10	75036019000	DECO SCREW 07	1
11	75036013000	TIMING CHAIN 104 LINKS 07	1
12	77336008010	HOLDING BOLT	1
14	0770010010	O-RING 10,00X1,00 NBR 70 SH	1
15	75036008000	SCREW PLUG CHAIN ADJ. 07	1
16	0603202702	CU SEAL-RING 20X27X1	1
18	77036003000	CHAIN ADJUSTER HYD. 05	1
19	75036002000	TENSIONER RAIL 07	1
20	75036018000	SECURING GUIDE 07	1
21	75036001000	GUIDE RAIL 07	1
22	75036018050	SUPPORTING SLEEVE 07	2
23	0015060303	HH COLLAR SCREW M 6X30 SW=8	2
24	75036014000	TIMING PULLEY 07	1
25	0471300151	CIRCLIP DIN0471-30X1,5 NIRO	1
26	0770180020	O-RING 18,00X2,00 NBR 70	1

087503620 / C087503621

\* NEW PART

X AS REQUIRED



# CYLINDER HEAD

690 LC4 DUKE USA 2008

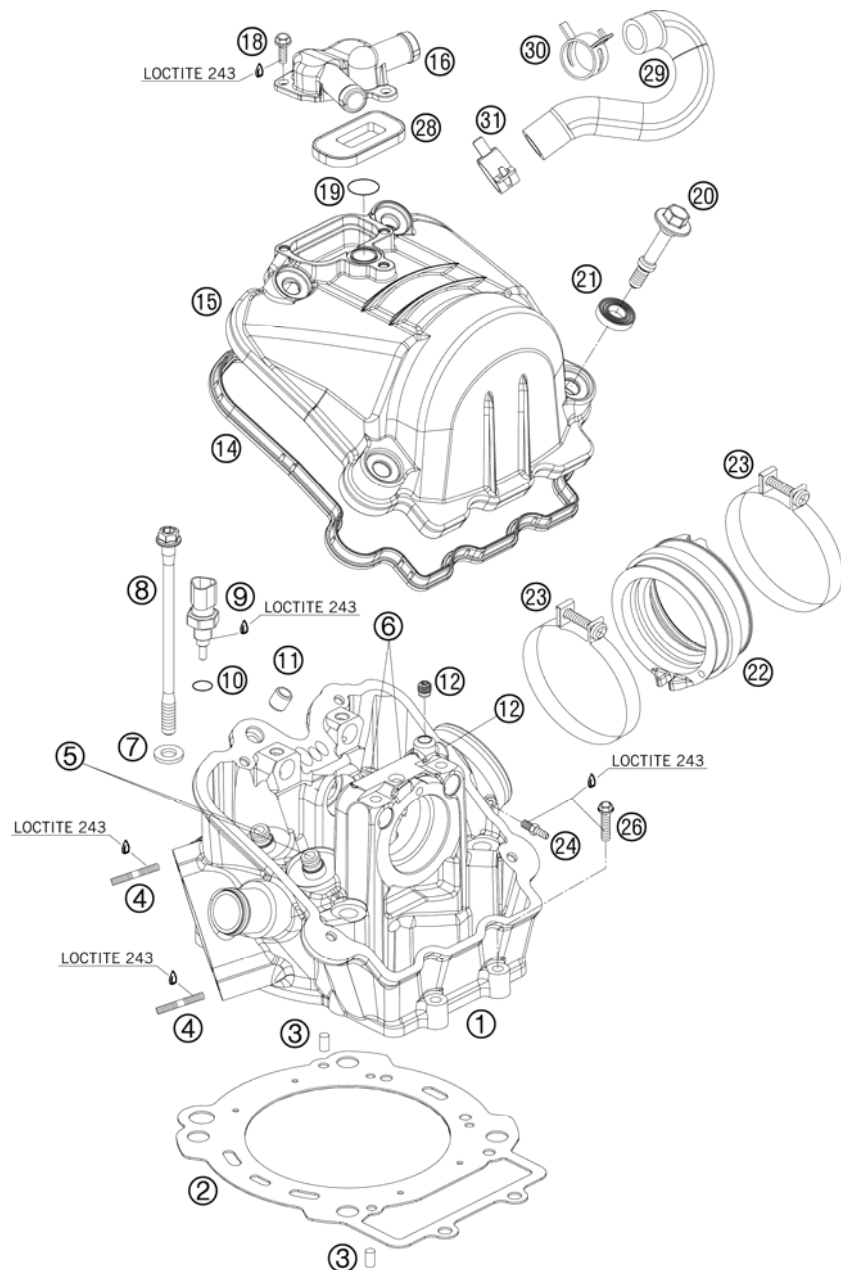


FIG	PART NUMBER	DESCRIPTION	QTY
1	75036020100	CYLINDER HEAD CPL. 05	1
2	75030036000	CYLINDER HEAD GASKET 07	1
3	0474050080	GROOVED PIN DIN1474 5X8	2
4	0835080256	STUD DIN0835-M 8X25 10.9	2
5	60036026100	VALVE GIUDE OUTLET '05	2
6	60036025100	VALVE GIUDE INDUCTION '05	2
7	60036078050	SHIM 10,2X19X1,5MM 05	4
8	75036079000	CYLINDERHEAD SCREW M10X168WS14	4
9	75035047000	TEMPERATURE SENSOR WATER 07	1
10	0770100020	O-RING 10,00X2,00 SILCONE	1
11	49030090000	DOWEL 9,8 X 7 X 10	1
12	59030296000	SCREW PLUG	4
13	42011252050	ADAPTER FOR TEMPERATURE SWITCH	1
14	75036053000	VALVE COVER GASKET 07	1
15	75036052000	VALVE COVER 07	1
16	75036052050	BREATHER COVER 07	1
18	0984050103S	CYLIND. SCR. DIN6912 M5X10 8.8	3
19	0770150151	O-RING 15,00X1,50 VITON	1
20	75036055000	VALVE COVER SCREW 05	4
21	75036052010	DECOUPLING ELEMENT 07	4
22	75036044000	INTAKE BOOT 07	1
23	75036047000	HOSE CLAMP GEMI 70MM	2
24	60036023100	VACUUM CONECTION M6/0,5MM	1
26	0015060253	HH COLLAR SCREW M 6X25 WS=8	2
28	60005026000	SLS-VALVE 03	1
29	75030084000	BREATHER SYSTEM CYL. BOX 07	1
30	00049200121	CLAMP STD DN20	1
31	00049210121	CLAMP 21X12 STD-DES	1

087563630 / C087503632

\* NEW PART

X AS REQUIRED

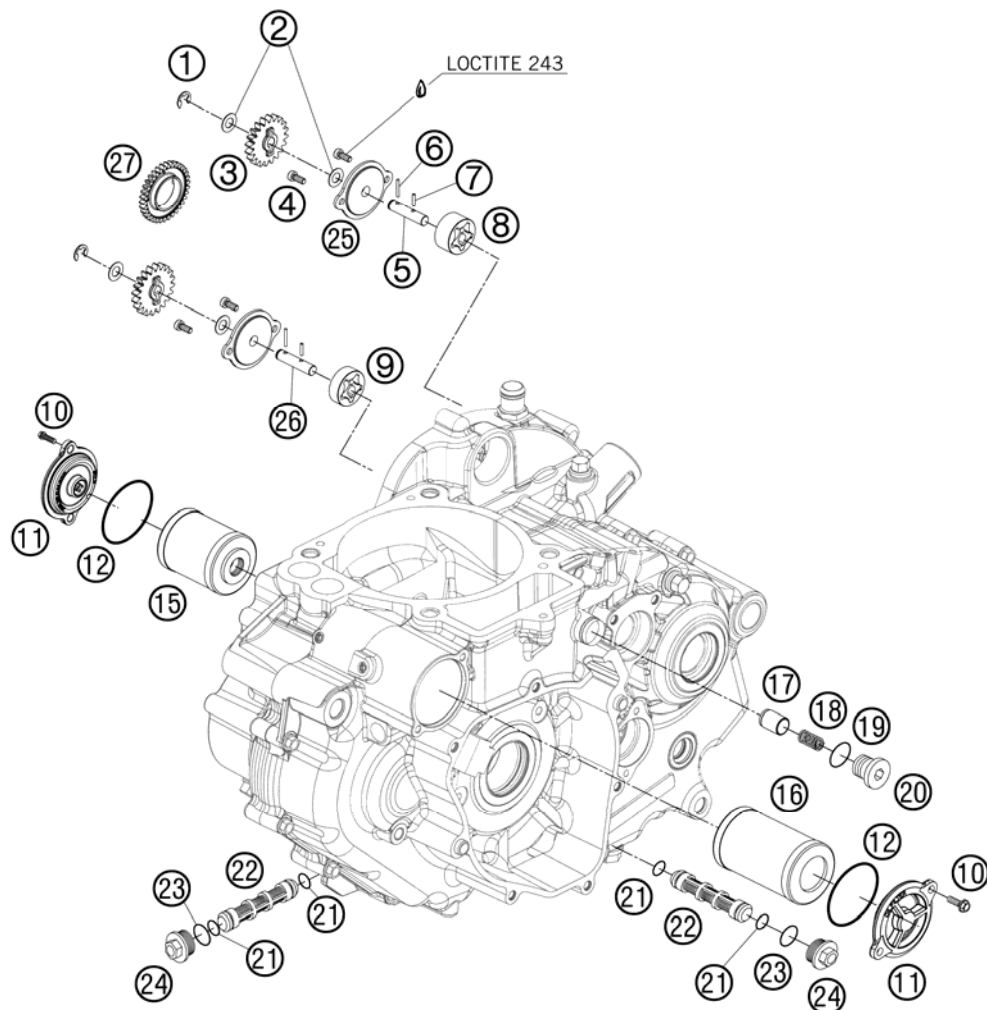


FIG	PART NUMBER	DESCRIPTION	QTY
1	0799060000	TAB WASHER DIN6799-RS 6,0	2
2	58038007755	STOP DISK 8,1 X 15 X 0,5	4
3	75038001020	OIL PUMP GEAR 20-T	2
4	0984050103S	CYLIND. SCR. DIN6912 M5X10 8.8	4
5	75038002000	OIL PUMP SHAFT 07	1
6	0402251980	NEEDLEROL.DIN5402 NRA 2,5X19,8	2
7	0402251180	NEEDLE ROLLER DIN5402 2,5X11,8	2
8	77038011000	OILPUMP ROTOR 15MM G-164	1
9	59038011010	OILPUMP ROTOR CPL. 10MM G-73R	1
10	0015050163	HH COLLAR SCREW M 5X16 WS=8	4
11	75038041200	OILFILTER CAP	2
12	0770039026	O-RING 39,34X2,62 NBR 70 SH	2
15	59038046100	OIL FILTER SHORT	1
16	58038005100	OIL FILTER LONG	1
17	58038028000	VALVE PISTON D=10MM	1
18	58538023000	OIL PRES.SPRING 5 BAR RED 2001	1
19	58038022000	CU-SEAL RING DIN7603-12X18X1,5	1
20	0908120153	PLUG DIN0908-M12X1,5	1
21	07701250151	O-RING 12,5X1,5 VITON V75	4
22	59038016000	OIL SCREEN 15X83MM	2
23	0770020170	O-RING 17,17X1,78 GLO	2
24	59038017000	PLUG M20X1,5 WS=13	2
25	75038003000	OIL PUMP COVER 07	2
26	75038004000	OIL PUMP SHAFT 07	1
27	75032050001	OIL PUMP DRIVE WHEEL 07	1

087503810 / C087503812

\* NEW PART

X AS REQUIRED

# IGNITION SYSTEM

690 LC4 DUKE USA 2008

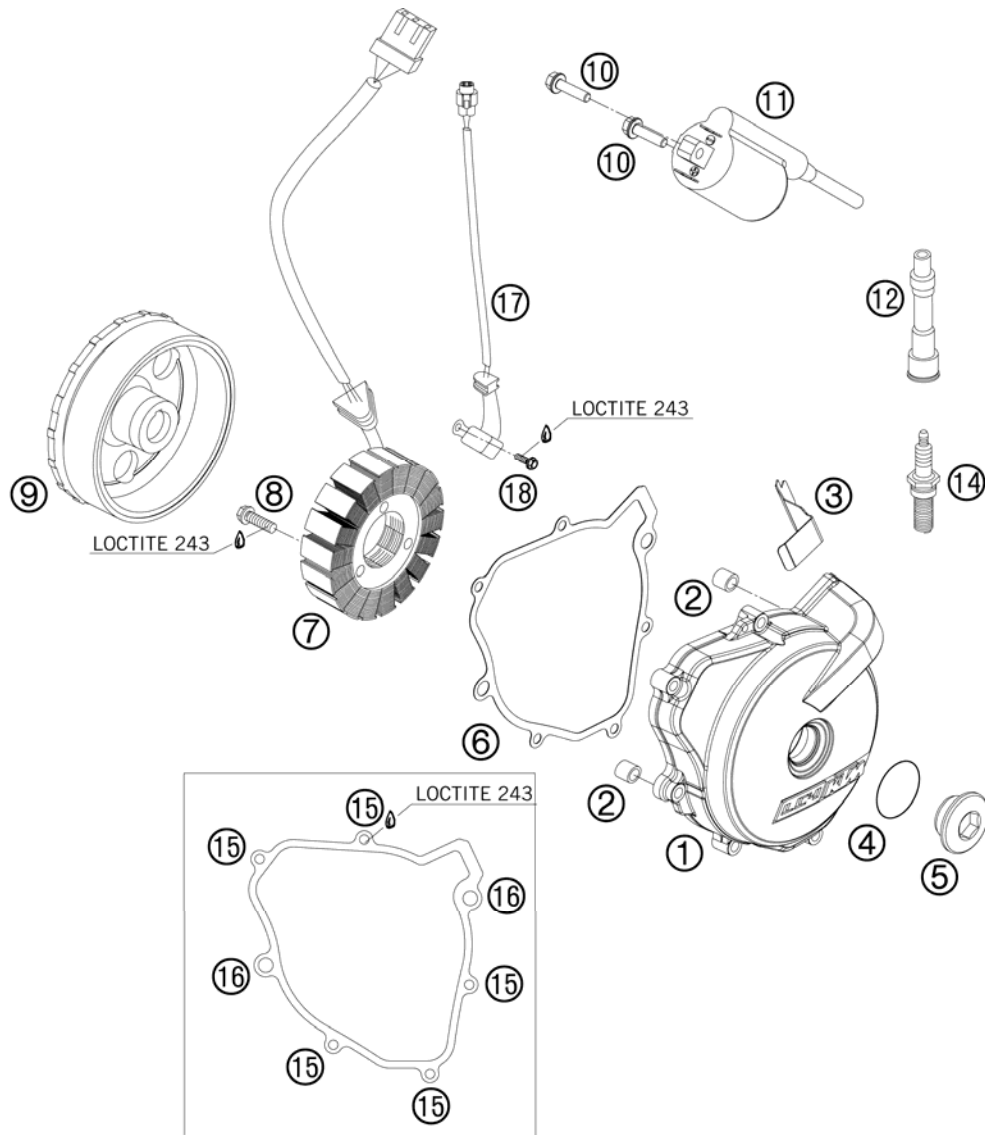


FIG	PART NUMBER	DESCRIPTION	QTY
1	75030002000	IGNITION COVER 07	1
2	49030090000	DOWEL 9,8 X 7 X 10	2
3	60039040020	CABLE SUPPORT GENERATOR 03	1
4	07700240251	O-RING 24X2,5 VITON	1
5	6003009400030	SCREW PLUG M24X1,5 PA 6.6	1
6	75030040000	IGNITI.COVER GASKET 07	1
7	75039004000	STATOR	1
8	0015060303	HH COLLAR SCREW M 6X30 SW=8	3
9	75039005000	FLYWHEEL	1
10	0015050163	HH COLLAR SCREW M 5X16 WS=8	2
11	75039006000	IGNITIONCOIL 07	1
12	75039090000	SPARK PLUG CONNECT.	1
14	75039093000	SPARK PLUG M12X1,25 LKAR8AI-9	1
15	0015060253	HH COLLAR SCREW M 6X25 WS=8	5
16	0015060303	HH COLLAR SCREW M 6X30 SW=8	2
17	75039034000	PULSER COIL	1
18	0015060163	HH COLLAR SCREW M 6X16 WS=8	2

087503911 / C087503911

\* NEW PART

X AS REQUIRED

# ELECTRIC STARTER

690 LC4 DUKE USA 2008

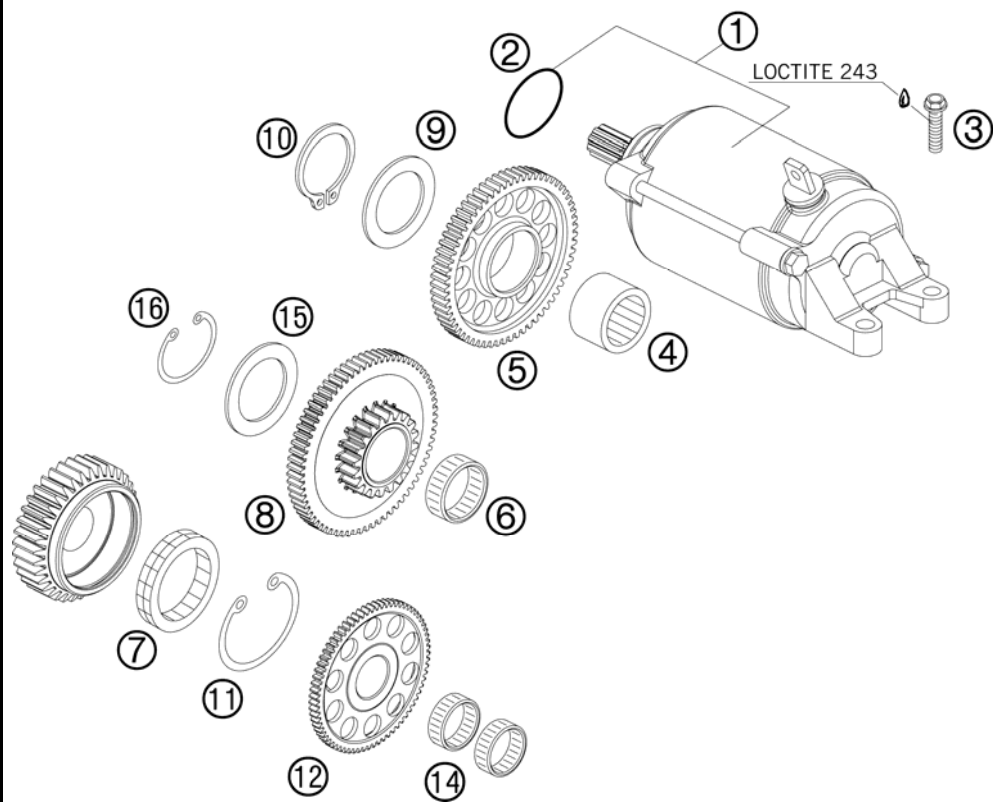


FIG	PART NUMBER	DESCRIPTION	QTY
1	75040001000	E-STARTER ENGINE CPL. 07	1
2	0770335030	O-RING 33,5X3 VITON	1
3	0015060203	HH COLLAR SCREW M 6X20 WS=8	2
4	0618172312	NEEDLE SLEEVE HK 1712 17X23X12	1
5	75040022000	INTERMEDIATE GEAR	1
6	0405172117	NEEDLE BEARING K17X21X17	1
7	75040026000	FREE WHEEL	1
8	75040015000	TORQUE LIMITER 07	1
9	54633090000	STOP DISK 17,2X25X1	1
10	0471170010	CIRCLIP DIN0471-17X1	1
11	0472056200	CIRCLIP DIN0472 J56	1
12	75040020000	FREEWHEEL GEAR 07	1
14	0405263013	NEEDLE BEAR. K 26X30X13	2
15	75040015007	STOP DISK 17,2X22X1	1
16	0471170100	CIRCLIP DIN 0471-17X1	1

087504010 / C087504010

\* NEW PART

X AS REQUIRED

# THROTTLE BODY

690 LC4 DUKE USA 2008

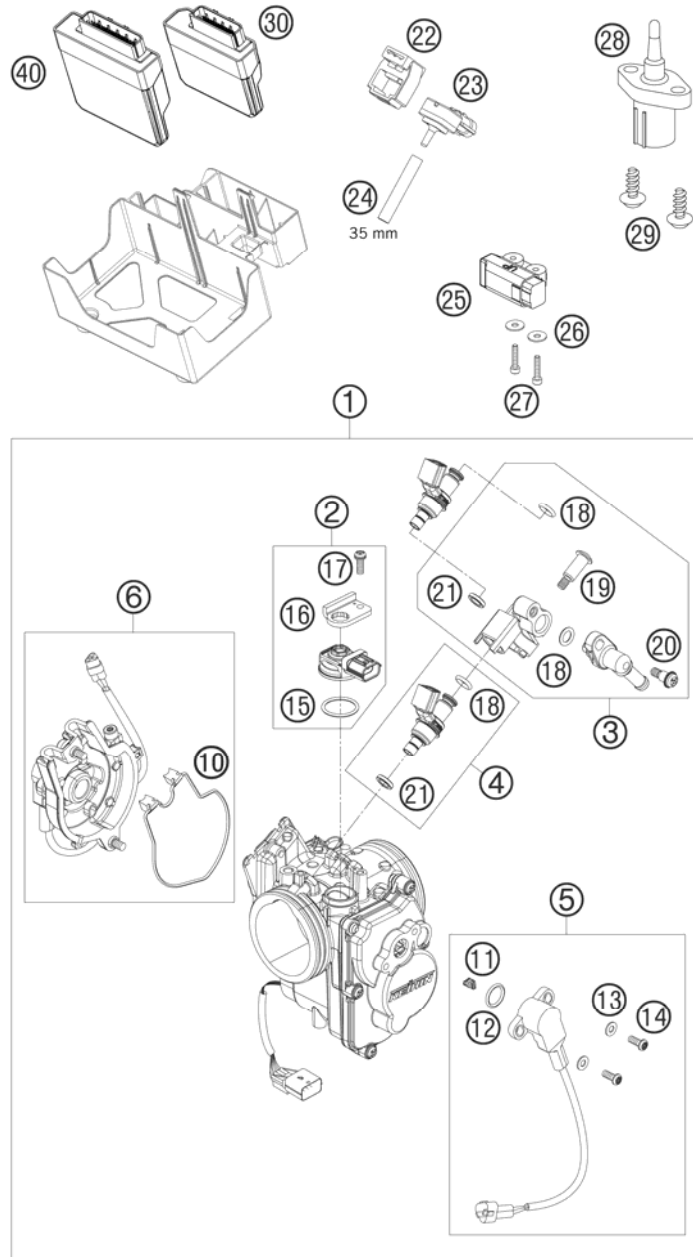


FIG	PART NUMBER	DESCRIPTION	QTY
1	75041001000	THROTTLE BODY	1
2	75041085044	MAP SENSOR CPL.	1
3	75041013044	FUEL RAIL ASSY SET	07
4	75041023044	FUEL INJECTOR ASSY SET	07
5	75041077044	TPS CPL.	07
6	75041001044	APS CPL.	07
10	75041001060	PACKING	1
11	75041077020	CONNECTOR JOINT	1
12	75041077010	O-RING	1
13	75041077040	WASHER	2
14	75041077030	SCREW TORX	2
15	75041085010	O-RING	1
16	75041085020	PLATE, STAY	1
17	75041085030	SCREW WASHER	1
18	75041023020	O-RING	2
19	75041013060	SCREW SHOULDER	1
20	75041013010	SCREW SHOULDER	1
21	75041023010	SEAL RING	1
22	61041085150	RUBBER SUPP. PRESSURE SENS. 06	1
23	61041085100	PRESSURE SENSOR	06
24	60031098001	HOSE 3,2X8,5 PER METER	x
25	61041088000	ROLLOVER SENSOR	05
26	61041088050	SHIM 4,3X15X1,25MM GALVANIZED	2
27	0912040203	AH SCREW DIN 912-M 4X20	2
28	61041080000	AMBIENT-AIR TEMPERATURE SENSOR	1
29	0016050121	SCREW FOR PLASTIC 50X12	2
30	75041032000	TIMING CHARGER EPT	07
40	75041031000	TIMING CHARGER EFI	07

087504111 / C087504111

\* NEW PART

X AS REQUIRED