



2001 KTM 640 LC4 ADVENTURE

You can use the following menu or the bookmarks in the left menu to quickly move from one section of the parts catalogue to another. Once you have found the part you are looking to purchase type the Part Number into the search box on the ktm-parts web page. Once you have found the part add it to your shopping cart and proceed with rest of your order.

ENGINE CASE (PG. 1)	TRANSMISSION (PG. 1)	FUEL TANK / SEAT (PG. 2)
ENGINE CASE (PG. 2)	TRANSMISSION (PG. 2)	FENDERS
CRANKSHAFT / PISTON	SHIFTING MECHANISM	DECALS
BALANCER SHAFT	WATER PUMP	FRONT WHEEL
CYLINDER	COOLING SYSTEM	BRAKE CALIPER FRONT
CYLINDER HEAD (PG. 1)	FRONT FORK	REAR WHEEL (PG. 1)
CYLINDER HEAD (PG. 2)	FORK LEGS (PG. 1)	REAR WHEEL (PG. 2)
SECONDARY AIR SYSTEM	FORK LEGS (PG. 2)	BRAKE CALIPER REAR
VALVE DRIVE	HANDLEBARS / CONTROLS	HEAD LIGHT / REAR LIGHT
TIMING VALVE (PG. 1)	FRONT BRAKE CYLINDER	HEAD LIGHT SUPPORTS
TIMING VALVE (PG. 2)	FRAME (PG. 1)	TACHOMETER / TRIPMASTER
LUBRICATING SYSTEM	FRAME (PG. 2)	WIRING HARNESS (PG. 1)
BREATHER SYSTEM	KICK STAND	WIRING HARNESS (PG. 2)
CARBURETOR PHM 38 ND (PG. 1)	SWING ARM / CHAIN GUARD	ACCESSORIES
CARBURETOR PHM 38 ND (PG. 2)	PRO LEVER SYSTEM	SPECIAL TOOLS
CARBURETOR BST 40	REAR BRAKE CONTROL	TECHNICAL SPECS - CHASSIS
ELECTRIC STARTER	SHOCK	TECHNICAL SPECS - ENGINE
IGNITION SYSTEM KOKUSAN	PRE-SILENCER	PERIODIC MAINTENANCE SCHEDULE
ELECTRONIC POWER CONTROL	SILENCER	VITAL CHECKS / CARE PROCEDURES
CLUTCH	AIR BOX	TIGHTENING TORQUES - ENGINE
KICKSTARTER	FUEL TANK / SEAT (PG. 1)	BASIC CARBURETOR SETTINGS

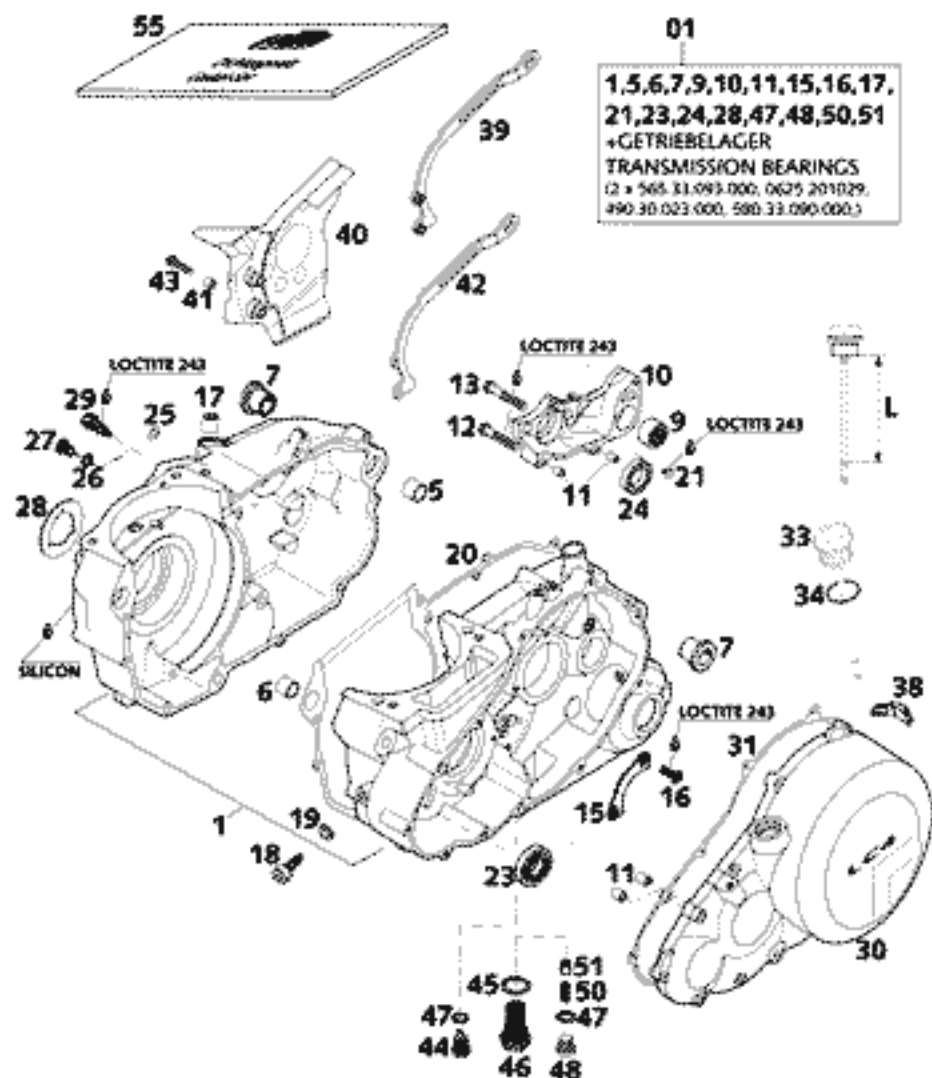


FIG	TEILNR/PARTNR	BEZEICHNUNG	DESCRIPTION	QTY
01	584.30.000.144/30	MOTORGEH. KPL.M.GETR.LAG. 2000 SCHWARZ	ENGINE CASE CPL.W.TR.BEAR 2000 BLACK	1
5	501.30.027.000	PASSHÜLSE 19 X15,1X12	DOWEL 19 X15,1X12	1
6	510.30.026.100	PASSHÜLSE 17 X14 X12	DOWEL 17 X14 X12	1
7	501.30.010.000	GEHÄUSEBÜCHSE	CRANK CASE BUSH	2
9	580.33.097.000	NADELLAGER HK 2216 KSE	NEEDLE BEARING HK 2216 KSE	1
10	583.30.011.000	SCHALTUNGSTRÄGER LC4'94	SHIFT MECHANISM SUPPORT LC4'94	1
11	490.30.090.000	PASSHÜLSE 9,8 X 7 X 10	DOWEL 9,8 X 7 X 10	4
12	0015 060353	SK.BUNDSCHRAUBE M 6X35 SW=8	HH COLLAR SCREW M 6X35 WS=8	1
13	0015 060403	SK.BUNDSCHRAUBE M 6X40 SW=8	HH COLLAR SCREW M 6X40 WS=8	1
15	565.30.017.000	HALTEBLECH	RETAINING BRACKET	1
16	0991 060163	SENKSCHRAUBE DIN7991-M 6X16	FLAT HEAD SCR. DIN7991-M 6X16	2
17	503.32.095.000	NADELLAGER HK 1212	NEEDLE BEARING HK 1212	2
18	580.30.080.000	FIXIERSCHRAUBE M8	LOCATING SCREW M8	1
19	580.30.081.000	CU-DICHTRING 8 X 14 X 3	CU-SEAL RING 8 X 14 X 3	1
20	584.30.039.000	GEHÄUSEDICHTUNG LC4-E '96	ENGINE CASE GASKET LC4-E '96	1
21	0985 050103	LINSENSCHRAUBE DIN7985-M 5X10	OVAL HEAD SCR. DIN7985-M 5X10	1
23	0625 160030	RILLENKUGELLAGER 16003 C3	GROOVED BALL BEARING 16003 C3	1
24	0625 618050	RILLENKUGELLAGER 61805 C3	BALL BEARING 61805 C3	1
25	0603 061001	CU-DICHTRING DIN7603- 6X10X1	CU-SEAL RING DIN7603- 6X10X1	1
26	580.38.032.010	CU-DICHTRING DIN7603-10X14X1	CU-SEAL RING DIN7603-10X14X1	X
27	490.30.029.000	ÖLABLASSSCHRAUBE ISK-M10X10	OIL DRAIN PLUG ISK-M10X10	X
28	584.40.091.000	ANLAUFSCHLEIBE 33 X 58 X 1,5	STOP DISK 33 X 58 X 1,5	1
29	580.11.081.100	KONTAKTSCHRAUBE M10 STAHL '98	CONTACT SCREW M10 STEEL '98	1
30	583.30.101.100	KUPPLUNGSDECKEL LC4 SCHWARZ '99	CLUTCH COVER CPL.BLA."LC4"2000	1
31	583.30.025.000	KUPPLUNGSDECKELDICHTUNG '94	CLUTCH COVER GASKET '94	1
33	583.30.020.144	ÖLMESSTAB KPL. L=93MM '96	OIL DIPSTICK CPL. L=93MM '96	1
34	0770 160030	O-RING 16,00X3,00 NBR 70	O-RING 16,00X3,00 NBR 70	1
38	583.33.041.000	ANSCHLAGGUMMI	BUMP RUBBER	1
39	587.30.047.000	KETTENDÄMPFUNGSBL.17Z DUKE '99 NUR FÜR 640 DUKE	CHAIN DAMPER SHEET 17Z DUKE'99 ONLY FOR 640 DUKE	1
40	584.30.060.000	KETTENABDECKUNG SCHWARZ '96	SPROCKET COVER BLACK '96	1
41	546.13.038.150	BÜCHSE 6,5X8X11	BUSHING 6,5X8X11	2
42	584.30.047.000	KETTENDÄMPFUNGSBL.17Z LC4-E	CHAIN DAMPERSHEET 17T LC4-E	X
42	584.30.047.100	KETTENDÄMPFUNGSBL.15/16Z LC4-E	CHAIN DAMPERSHEET 15/16T LC4-E	1

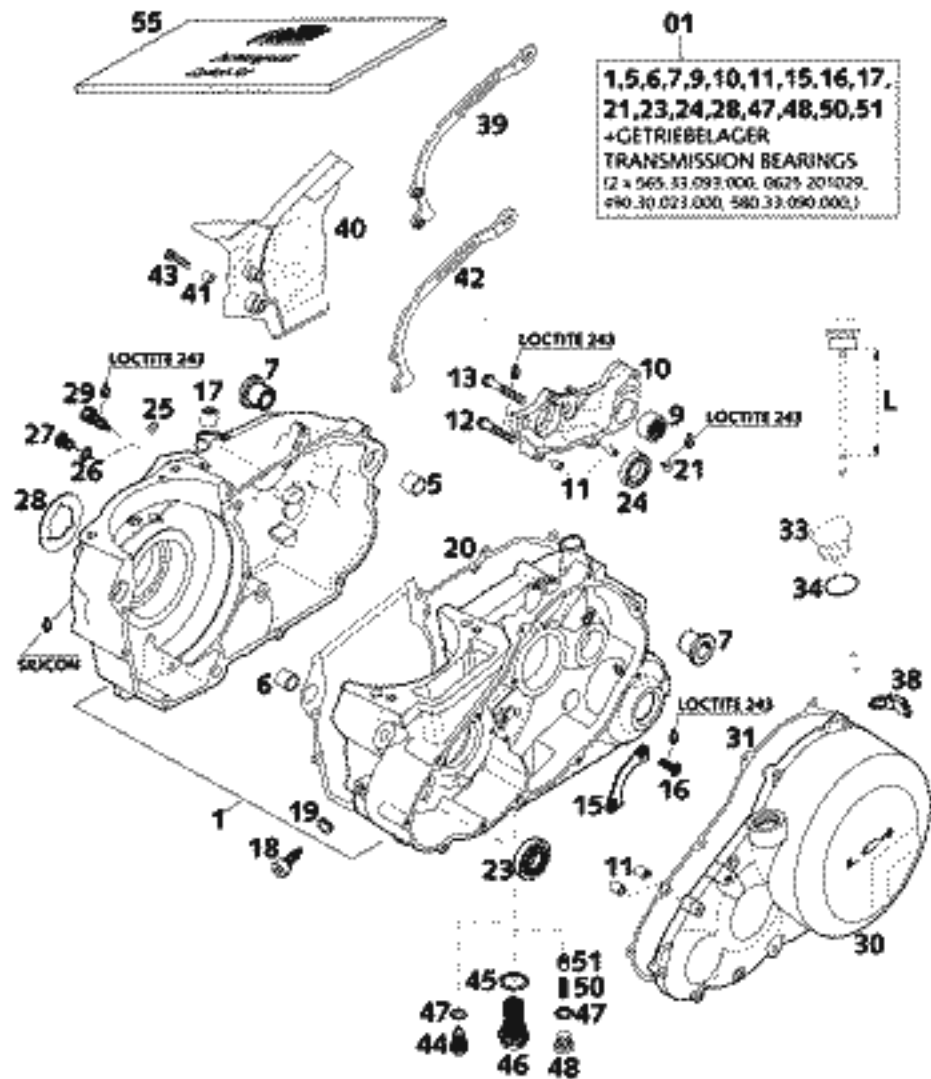
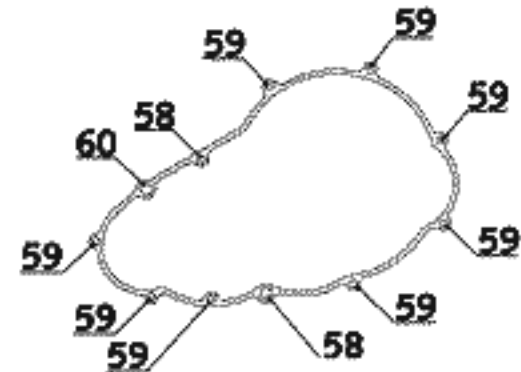
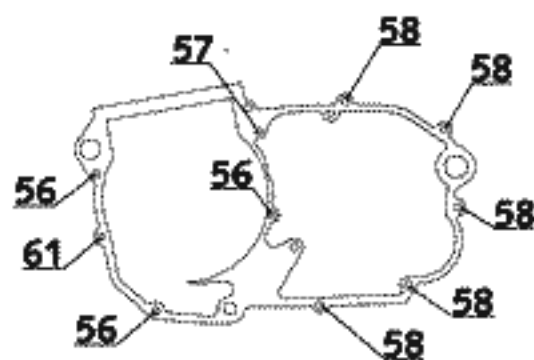


FIG	TEILNR/PARTNR	BEZEICHNUNG	DESCRIPTION	QTY
43	0015 060253	SK.BUNDSCHRAUBE M 6X25 SW=8	HH COLLAR SCREW M 6X25 WS=8	2
44	580.30.021.000	ÖLABLASSCHR.B.M.MAGNET M12X1,5	OILDRAIN PLUG W.MAGNET M12X1,5	1
45	580.38.017.100	CU-DICHTRING DIN7603-22X27X2	CU-SEAL RING DIN7603-22X27X2	1
46	580.38.019.100	ÖLVERSCHLUSSCHRAUBE M22X1,5	OIL DRAIN PLUG M22X1,5	1
47	580.38.022.000	CU-DICHTRING DIN7603-12X18X1,5	CU-SEAL RING DIN7603-12X18X1,5	2
48	0908 120153	VERSCHL.SCHR. DIN0908-M12X1,5	PLUG DIN0908-M12X1,5	1
50	580.38.023.300	DRUCKFEDER L=25MM D=1MM	PRESSURE SPRING L=25MM D=1MM	1
51	580.38.028.000	VENTILKOLBEN D=10MM	VALVE PISTON D=10MM	1
55	584.30.099.000	DICHTUNGSSATZ LC4-E '96	GASKET SET LC4-E '96	1
56	0015 060553	SK.BUNDSCHRAUBE M 6X55 SW=8	HH COLLAR SCREW M 6X55 WS=8	3
57	0015 060653	SK.BUNDSCHRAUBE M 6X65 SW=8	HH COLLAR SCREW M 6X65 WS=8	1
58	0015 060303	SK.BUNDSCHRAUBE M 6X30 SW=8	HH COLLAR SCREW M 6X30 WS=8	7
59	0015 060253	SK.BUNDSCHRAUBE M 6X25 SW=8	HH COLLAR SCREW M 6X25 WS=8	8
60*	0015 060403	SK.BUNDSCHRAUBE M 6X40 SW=8	HH COLLAR SCREW M 6X40 WS=8	1
61*	0015 060953	SK.BUNDSCHRAUBE M 6X95 SW=8	HH COLLAR SCREW M 6X95 WS=8	1



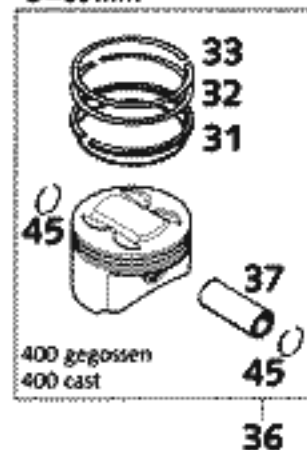
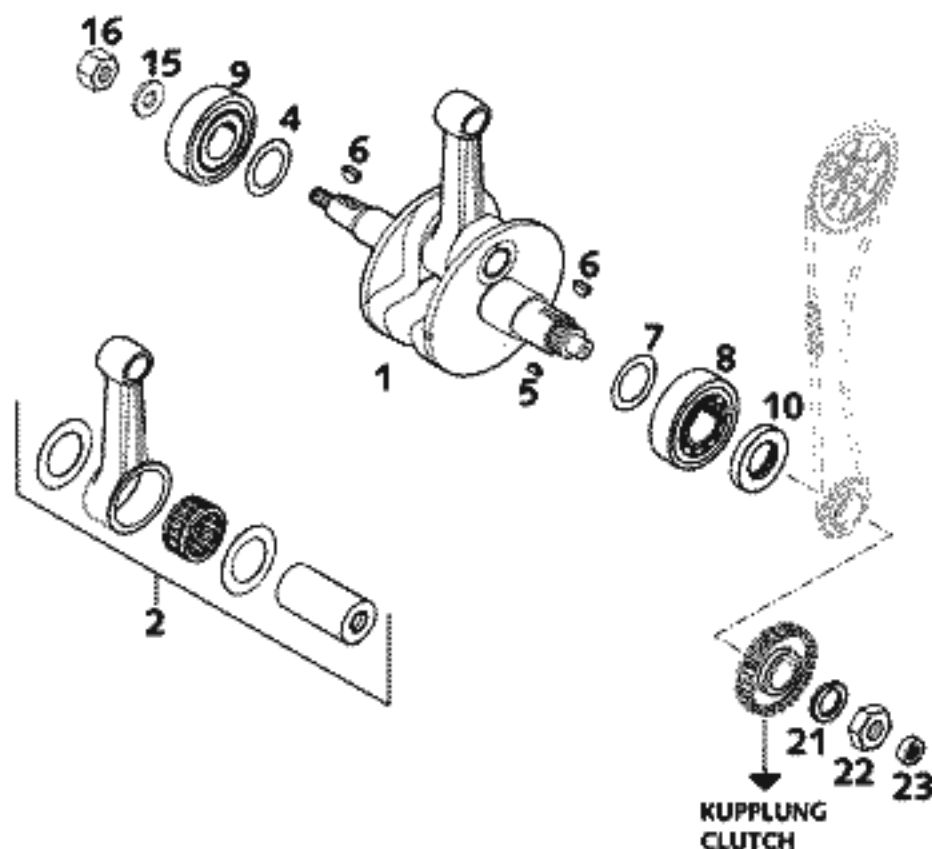
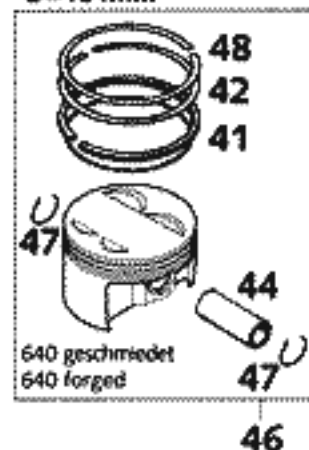
D=89mm

D=101mm


FIG	TEILNR./PARTNR	BEZEICHNUNG	DESCRIPTION	QTY
1	577.30.018.100	KURBELWELLE KPL. 400 LC4-E '97 HUB 64MM	CRANKSHAFT CPL. 400 LC4-E '97 STROKE 64MM	1
1	584.30.018.100	KURBELWELLE KPL. 640 LC4-E '98 HUB 78MM	CRANKSHAFT CPL. 640 LC4-E '98 STROKE 78MM	1
2	580.30.015.044	PLEUEL-REPSATZ LC4 350/400/500/612 CCM L=140MM	CONNECTING ROD REPAIR SET LC4 350/400/500/612 CCM L=140MM	1
2	583.30.015.044	PLEUEL-REPSATZ LC4 620/640 CCM L=141,5MM	CONNECTING ROD REPAIR SET LC4 620/640 CCM L=141,5MM	1
4	565.30.081.000	PASSSCHEIBE 36X48X0,10	SHIM WASHER 36X48X0,10	X
4	565.30.081.100	PASSSCHEIBE 36X48X0,15	SHIM WASHER 36X48X0,15	X
4	565.30.081.300	PASSSCHEIBE 36X48X0,30	SHIM WASHER 36X48X0,30	X
5	0888 030050	SCHEIBENFEDER DIN6888-3X5X13	WOODRUFF KEY DIN6888-3X5X13	1
6	6 946 005	SCHEIBENFEDER 5X6,5 GEHÄRTET	WOODRUFF KEY 5X6,5 HARDED	2
7	560.30.081.000	PASSSCHEIBE 30,5X45X0,10	THRUST WASHER 30X42X0,1	X
7	560.30.081.100	PASSSCHEIBE 30,5X45X0,15	THRUST WASHER 30X42X0,15	X
7	560.30.081.200	PASSSCHEIBE 30,5X45X0,30	THRUST WASHER 30X42X0,3	X
8	580.30.082.000	ZYLINDERROLLENLAGER NJ 306 C3	CYL. ROLLER BEARING NJ 306 C3	1
9	565.30.123.000	ZYLINDERROLLENLAG. NJ 207 SKF	CYLINDER ROLLER BEARING NJ 207	1
10	0760 304771	WELLENDICHTRING 30X47X7 VITON	SHAFT SEAL RING 30X47X7 VITON	1
15	583.30.095.000	STAHSCHERBE 16 X 30 X 3	STEEL WASHER 16 X 30 X 3	1
16	584.30.028.000	SK-MUTTER M16X1,25 LINKS	HEX NUT M16X1,25 L/S	1
21	580.30.019.000	SPERRKANTRING VSK 20	LOCKING RING VSK 20	1
22	0936 200155	SK.MUTTER DIN0936-M20X1,5	HEXAGON NUT DIN0936-M20X1,5	1
23	0760 122270	WELLENDICHTRING 12 X 22 X 7 B	SHAFT SEAL RING 12 X 22 X 7 B	1
31	575.30.031.000	ÖLABSTREIFRING 89MM	OIL SCRAPER RING 89MM	1
32	575.30.132.000	MINUTENRING 89MM	TAPERED COMPR.PISTON RING 89MM	1
33	575.30.032.000	RECHTECKRING 89MM	RECTANGULAR RING 89MM	1
36	577.30.007.000/ I	KOLBEN I 89MM KPL. GEGOSSEN '99	PISTON I 89MM CPL. CAST '99	1
36	577.30.007.000/ II	KOLBEN II 89MM KPL. GEGOSSEN '99	PISTON II 89MM CPL. CAST '99	1
37	577.30.033.000	KOLBENBOLZEN 22X13X54,2 '99	PISTON BOLT 22X13X54,2 '99	1
41	583.30.031.300	ÖLABSTREIFRING 101X2,5	OIL SCRAPER RING 101X2,5	1
42	583.30.932.100	MINUTENRING 101X1,25	TAP.COMPR.PISTON RING 101X1,25	1
44	583.30.833.000	KOLBENBOLZEN 22 X 13 X 60	PISTON PIN 22 X 13 X 60	1
45	580.30.074.100	DRAHTSPRENGRING C 22 X 1,5	CIRCLIP C 22 X 1,5	2
46	584.30.007.000/ I	KOLBEN I KPL. 101MM GESCHM. 2000	PISTON I CPL. 101MM FORGED 2000	1
46	584.30.007.000/ II	KOLBEN II 101MM GESCHM. 2000	PISTON II 101MM FORGED 2000	1
47	584.30.074.000	DRAHTSPRENGRING 22 X 1,6	CIRCLIP 22 X 1,6	2
48	584.30.032.000	L-RING 101X93,5X1,5 2000	L-RING 101X93,5X1,5 2000	1

FIG	TEILNR/PARTNR	BEZEICHNUNG	DESCRIPTION	QTY
1	583.30.095.144	AUSGLEICHSWELLE KPL. LC4'95	BALANCER SHAFT CPL. LC4'95	1
4	0625 160040	RILLENKUGELLAGER TM 16004 C3	GROOVED BALL BEARING 16004 C3	1
5	0625 160030	RILLENKUGELLAGER 16003 C3	GROOVED BALL BEARING 16003 C3	1

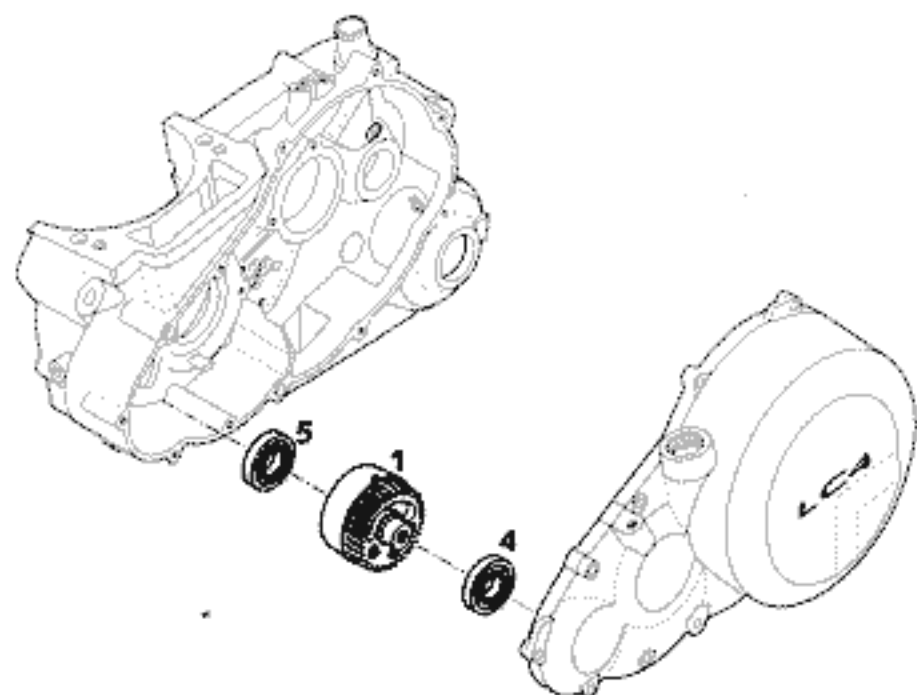
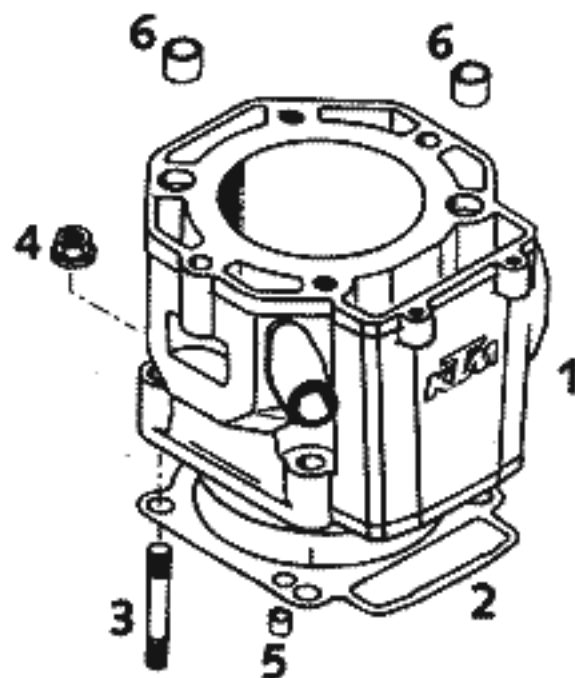


FIG	TEILNR/PARTNR	BEZEICHNUNG	DESCRIPTION	QTY
1	576.30.005.100	ZYLINDER 89MM SCHWARZ 400/97	CYLINDER 89MM BLACK 400/97	1
1	583.30.005.100	ZYLINDER 101MM SCHWARZ 620/640	CYLINDER 101MM BLACK 620/640	1
2	580.30.030.000	ZYL.FUSSDICHTUNG 0,5MM GRÜN 400	CYL. BASE GASKET 0,5MM GREEN 400	1
2	580.30.030.100	ZYL.FUSSDICHTUNG 0,7MM SCHWARZ 640	CYL. BASE GASKET 0,7MM BLACK 640	1
3	0835 100456	STIFTSCHRAUBE DIN0835-M10X45 VERZINKT	STUD DIN0835-M10X45 ZINC COATED	4
4	0331 100003	BUNDMUTTER DIN6923-M10 SW=15	COLLAR NUT DIN6923-M10 WS=15	4
5	490.30.090.000	PASSHÜLSE 9,8 X 7 X 10	DOWEL 9,8 X 7 X 10 -	2
6	583.30.023.000	PASSHÜLSE 17 X 14 X 9,5	DOWEL 17,0 X 14 X 9,5	2



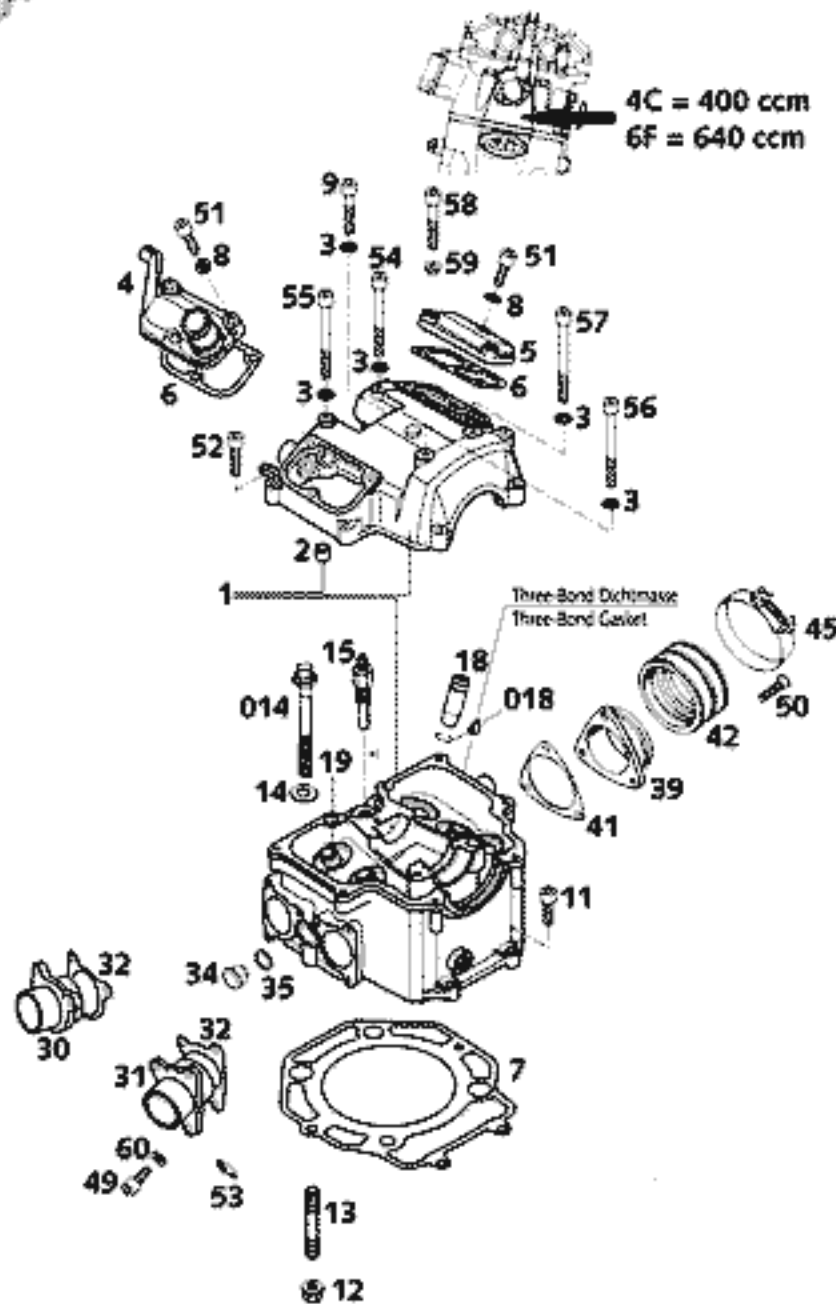


FIG	TEILNR/PARTNR	BEZEICHNUNG	DESCRIPTION	QTY
1	576.36.020.300	ZYLINDERKOPF KPL. 400 LC4 '97	CYLINDER HEAD CPL. 400 LC4 '97	1
1	584.36.020.000	ZYLINDERKOPF KPL. 640 LC4 '98	CYLINDER HEAD CPL. 640 LC4 '98	1
2	490.30.090.000	PASSHÜLSE 9,8 X 7 X 10	DOWEL 9,8 X 7 X 10	1
3	580.36.065.100	CU-DICHTRING 6 X 10 X 2	CU-SEAL RING 6 X 10 X 2	5
4*	580.36.152.600	VENTILDECKEL VORNE '99	VALVE COVER FRONT '99	1
5	580.36.052.000	VENTILDECKEL HINTEN	VALVE COVER REAR	1
6	580.36.053.000	VENTILDECKELDICHUNG	VALVE COVER GASKET	2
7	575.30.036.000	ZYLINDERKOPFDICHTUNG 90,3 MM 400 LC4	CYLINDER HEAD GASKET 90,3 MM 400 LC4	1
7	583.30.036.000	ZYLINDERKOPFDICHTUNG 101,3 MM 612/620/640 LC4	CYLINDER HEAD GASKET 101,3 MM 612/620/640 LC4	1
8	0603 061001	CU-DICHTRING DIN7603- 6X10X1	CU-SEAL RING DIN7603- 6X10X1	6
9	0912 060353	ISK SCHRAUBE DIN0912-M 6X35	AH SCREW DIN0912-M 6X35	1
11	0912 060253	ISK SCHRAUBE DIN0912-M 6X25	AH SCREW DIN0912-M 6X25	2
12	490.30.028.000	BUNDMUTTER MB - 8MM HOCH	COLLAR NUT MB - 8MM HIGH	2
13	0835 080355	STIFTSCHR. DIN0835-M 8X35 10.9 400 LC4	STUD DIN0835-M 8X35 10.9 400 LC4	2
13	543.30.043.000	STIFTSCHRAUBE DIN0835-M 8X40 600/612/620/640 LC4	STUD DIN0835-M 8X40 600/612/620/640 LC4	2
14	580.36.098.000	CU-DICHTRING 10 X 20 X 1	CU-SEAL RING 10 X 20 X 1	4
014	580.36.099.100	BUNDSCHRAUBE M10X80 SK13MM	COLLAR SCREW M10X80 SK13MM	4
15	420.11.252.000	TEMPERATURSCHALTER VDO	TEMPERATURE SWITCH VDO	1
018	0993 012000	SPRENGRING DIN7993-RW12	CIRCLIP DIN7993A-RW12	4
18	580.36.026.600	VENTILFÜHRUNG EINLASS	VALVE GUIDE INTAKE	2
19	580.36.126.600	VENTILFÜHRUNG AUSLASS	VALVE GUIDE EXHAUST	2
30	580.36.040.000	AUSPUFFFLANSCH RECHTS	EXHAUST FLANGE R/S	1
31	580.36.140.000	AUSPUFFFLANSCH LINKS	EXHAUST FLANGE L/S	1
32	580.36.041.000	AUSPUFFFLANSCHDICHUNG	EXHAUST FLANGE GASKET	2
34	583.36.024.000	VERSCHLUSSPFROPFEN	PLUG SLS BORE	1
35	584.36.054.000	CU-FÜLLRING 12 X 16 X 2	CU-SEAL RING 12 X 16 X 2	1
39	581.36.042.040	ANSAUGSTUTZEN D=40MM	INTAKE FLANGE D=40MM	1
41	581.36.043.000	ANSAUGSTUTZENDICHTUNG	INTAKE FLANGE GASKET	1
42	581.36.044.100	GUMMIMUFFE D=38MM 400-660 LC4	INTAKE BOOT D=38MM 400-660 LC4	1
42	584.36.044.000	GUMMIMUFFE FÜR MIKUNI VERGASER 640 LC4-E	INTAKE BOOT FOR MIKUNI CARBU. 640 LC4-E	1

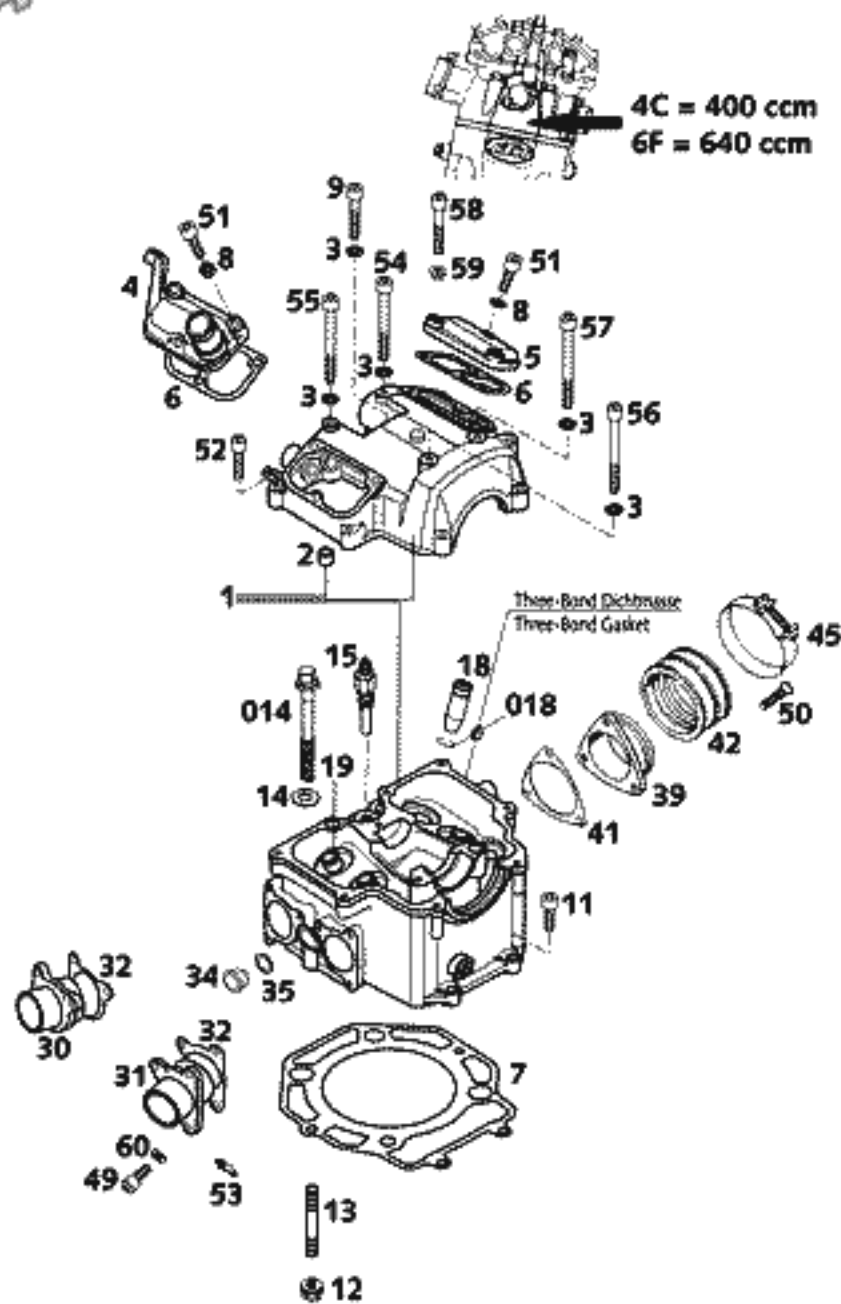


FIG	TEILNR/PARTNR	BEZEICHNUNG	DESCRIPTION	QTY
45	565.30.061.000	SHELLE SM12/A60	CLAMP SM12/A60	2
49	0912 060163	ISK.SCHRAUBE DIN0912-M 6X16	AH SCREW DIN0912-M 6X16	6
50	0991 060203	SENKSCHRAUBE DIN7991-M 6X20	FLAT HEAD SCREW DIN7991-M 6X20	3
51	0912 060203	ISK.SCHRAUBE DIN0912-M 6X20	AH SCREW DIN0912-M 6X20	6
52	0912 060253	ISK.SCHRAUBE DIN0912-M 6X25	AH SCREW DIN0912-M 6X25	5(6)
53	510.05.074.000	FEDERLASCHE	RETAINING PLATE	X
54	0912 060501	ISK.SCHRAUBE DIN0912-M 6X50	AH SCREW DIN0912-M 6X50	1
55	0912 060551	ISK.SCHRAUBE DIN0912-M 6X55	AH SCREW DIN0912-M 6X55	1
56	0912 060653	ISK.SCHRAUBE DIN0912-M 6X65	AH SCREW DIN0912-M 6X65	1
57	0912 060703	ISK.SCHRAUBE DIN0912-M 6X70	AH SCREW DIN0912-M 6X70	1
58	0912 060404	ISK.SCHRAUBE DIN0912-M 6X40	AH SCREW DIN0912-M 6X40	1(X)
59	565.09.064.100	STOVER-FLANSCHMUTTER M6 10.9	SELF LOCKING NUT M6 10.9	X
60	0137 060000	FEDERSCHLEIBE DIN0137-B 6	SPRING WASHER DIN0137-B 6	6

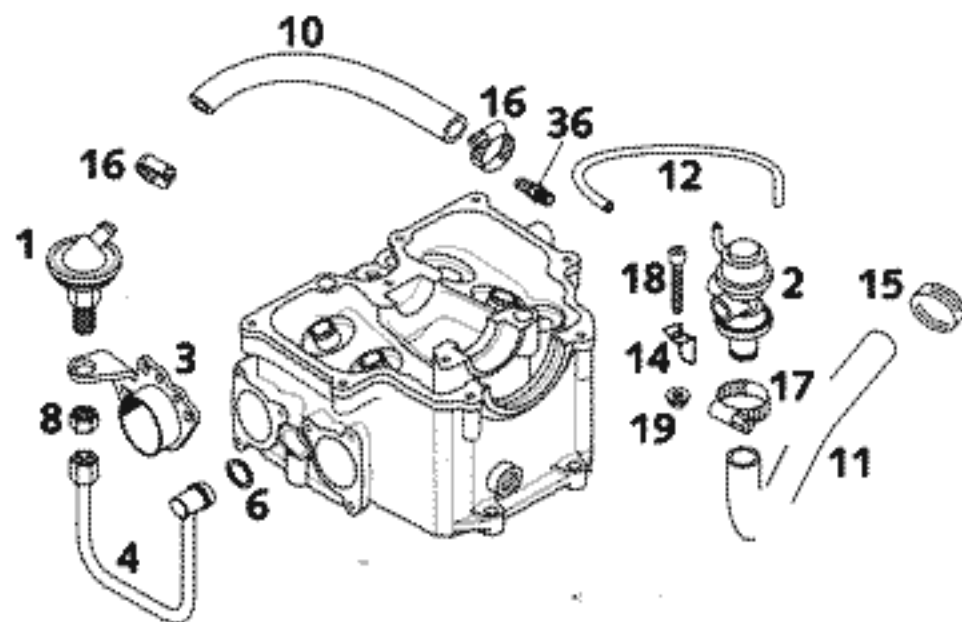


FIG	TEILNR/PARTNR	BEZEICHNUNG	DESCRIPTION	QTY
1	584.05.026.000	SEKUNDÄR LUFT-VENTIL '97	SECONDARY AIRVALVE '97	1
2	584.05.024.000	STEUERVENTIL ASV '97	CONTROL VALVE ASV '97	1
3	584.36.039.000	AUSPUFFFLANSCH KPL. FÜR SLS	EXHAUST FLANGE CPL. FOR SLS	1
4	584.05.027.000	SLS-VERBINDUNGSROHR '97	CONNECTING TUBE SLS '97	1
6	584.36.054.000	CU-FÜLLRING 12 X 16 X 2	CU-SEAL RING 12 X 16 X 2	1
8	584.05.023.000	SK.MUTTER M16X1,5	HEXAGON NUT M16X1,5	1
10	583.35.025.001	KÜHLERGEWEBESCHLAUCH 12 X 3	RADIATOR HOSE(REENFORCED)12X3	0,27
11	584.05.028.000	FORMSCHLAUCH 18X3,5	PREFORMED HOSE 18X3,5	1
12	584.05.029.001	ND-SCHLAUCH 4X9 PER METER	ND-HOSE 4X9 PER METER	0,27
14	584.05.025.000	HALTEBLECH FÜR STEUERVENTIL	BRACKET FOR CONTROL VALVE	1
15	000.50.250.906	WV-SPANNSCHELLE D=25MM OETIKER	WV-CLAMP D=25MM OETIKER	1
16	583.35.099.000	SCHLAUCHBINDER GEMI 10-16	HOSE CLAMP GEMI 10-16	2
17	100.01.020.000	SCHLAUCHKLEMMME GEMI 16/27	HOSE CLAMP GEMI 16/27	1
18	0912.060404	ISK.SCHRAUBE DIN0912-M 6X40	AH SCREW DIN0912-M 6X40	1
19	565.09.064.100	STOVER-FLANSCHMUTTER M6 10.9	SELF LOCKING NUT M6 10.9	1
36	583.36.020.090	UNTERDRUCKANSCHLUSS M6X1	VACUUM CONNECTION M6X1	1

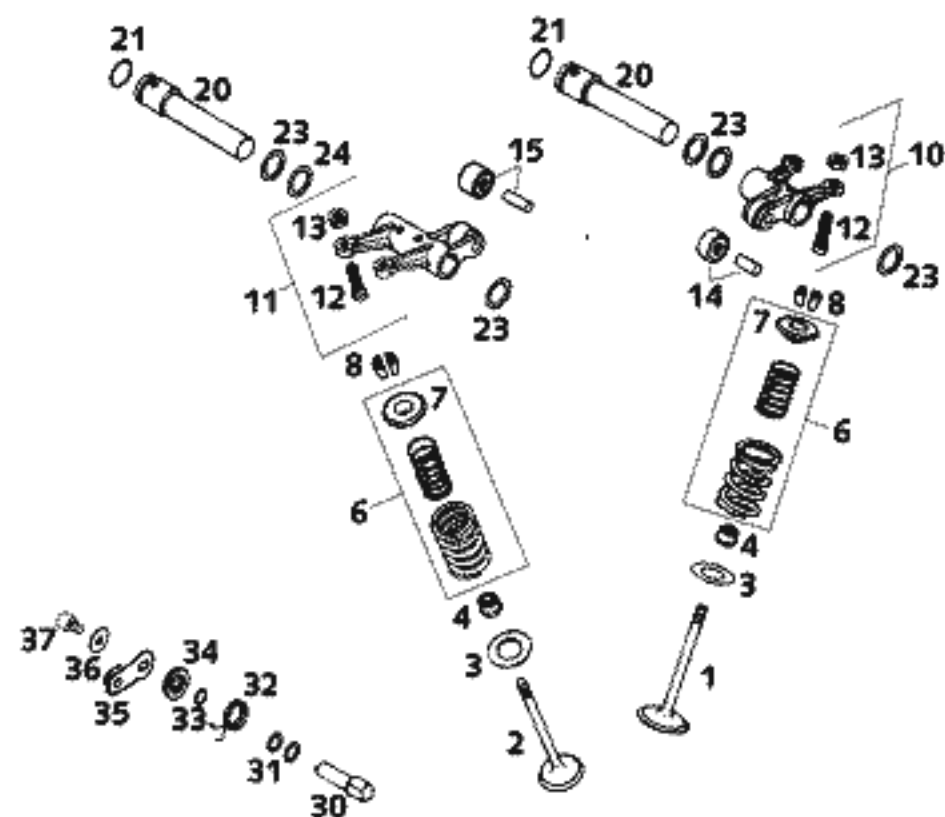


FIG	TEILNR/PARTNR	BEZEICHNUNG	DESCRIPTION	QTY
1	580.36.030.000	EINLASSVENTIL 36 MM	INTAKE VALVE 36 MM	2
2	580.36.031.000	AUSLASSVENTIL 30 MM	EXHAUST VALVE 30 MM	2
3	580.36.027.000	ANLAUFSCHLEIBE 12,2X29,5X1	STOP DISK 12,2X29,5X1	4
4	580.36.028.000	VENTILSCHAFTDICHTUNG	VALVE-STEM SEALING	4
6	583.36.029.044	VENTILFEDERSATZ PROGRESSIV '95	PROGR.VALVE SPRING KIT'95	4
7	580.36.032.700	VENTILFEDERTELLER ALU '95	VALVE-SPRING RETAINER '95	4
8	580.36.033.000	VENTILKEGELSTÜCK MK7	VALVE COLLET MK7	8
10	580.36.060.644	KIPPEHEBEL EINLASS KPL.	ROCKER ARM INTAKE CPL.	1
11	583.36.061.044	KIPPEHEBEL AUSLASS KPL.	ROCKER ARM EXHAUST CPL.	1
12	580.36.062.600	EINSTELLSCHRAUBE KPL. M 7X0,75	ADJUSTMENT SCREW CPL. M 7X0,75	4
13	0934 070756	SK.MUTTER DIN0934-M 7X0,75	HEXAGON NUT DIN0934-M 7X0,75	4
14	580.36.061.090	KIPPEHEBELROLLE KPL. EINLASS	ROCKER ARM ROLLER CPL. INTAKE	1
15	583.36.061.090	KIPPEHEBELROLLE KPL. AUSLASS	ROCKER ARM ROLLER CPL. EXHAUST	1
20	580.36.056.100	KIPPEHEBELWELLE L=96MM	ROCKER ARM SHAFT L=96MM	2
21	580.36.095.000	O-RING 15,08X2,62 NBR 70	O-RING 15,08 X 2,62 NBR 70	2
23	0988 162210	PASSSCHEIBE DIN0988-16X22X1	THRUST WASHER DIN0988-16X22X1	X
24	0988 162205	PASSSCHEIBE DIN0988-16X22X0,5	THRUST WASH. DIN0988-16X22X0,5	X
30	580.36.050.100	DEKO-WELLE	DECOMPRESSION SHAFT	1
31	543.34.015.000	SCHEIBE 10X14X0,5 STAHL	WASHER 10X14X0,5 STEEL	X
31	543.34.015.100	SCHEIBE 10X14X0,3 STAHL	WASHER 10X14X0,3 STEEL	X
31	543.34.015.200	SCHEIBE 10X14X0,15 STAHL	WASHER 10X14X0,15 STEEL	X
32	580.36.059.200	DEKO-HEBELFEDER	DECOMP.LEVER SPRING 1,8MM	1
33	0770 100221	O-RING 10,00X2,20 SILICON	O-RING 10,00X2,20 SILICON	1
34	580.36.048.000	ABDECKSCHEIBE	COVER DISK	1
35	580.36.049.500	DEKO-WELLENHEBEL	DECOMPRESSION LEVER	1
36	0021 060003	SCHEIBE DIN9021-A 6,4	WASHER DIN9021-A 6,4	1
37	0912 060103	ISK.SCHRAUBE DIN0912-M 6X10	AH SCREW DIN0912-M 6X10	1

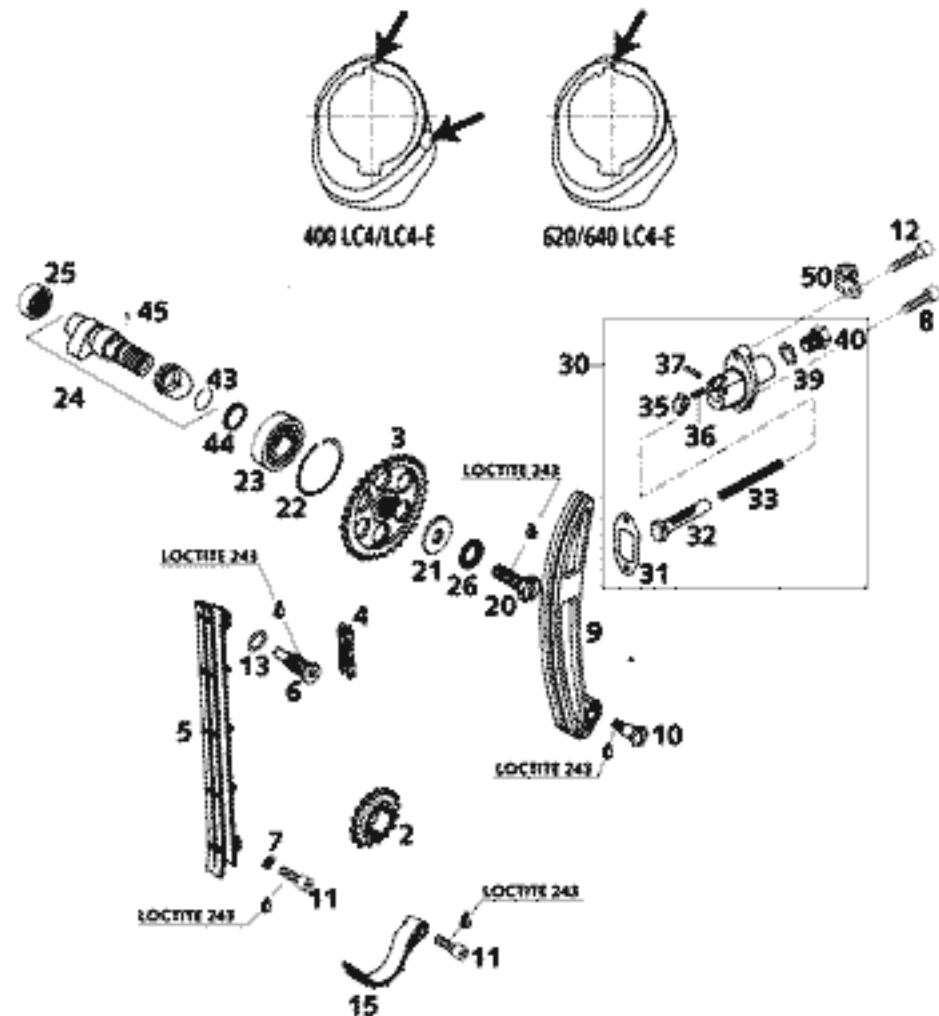
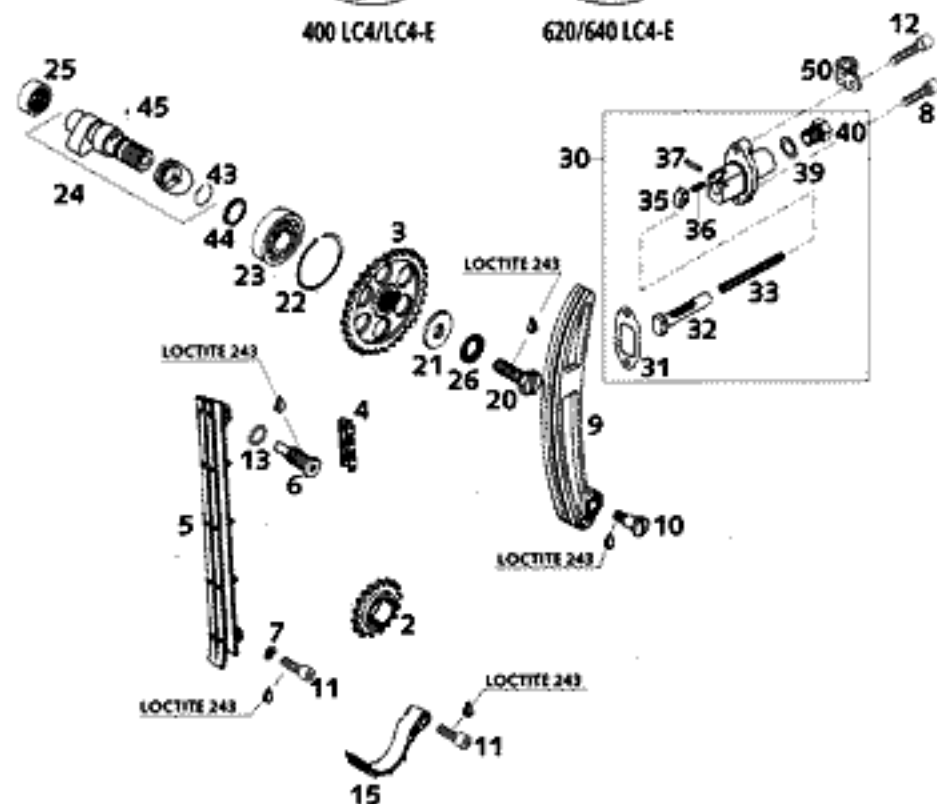
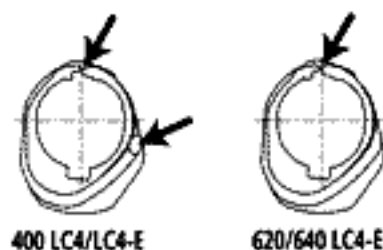


FIG	TEILNR/PARTNR	BEZEICHNUNG	DESCRIPTION	QTY
2	580.36.014.000	STEUERRITZEL 17-Z	TIMING GEAR 17-T	1
3	576.36.011.000	NOCKENWELLENRAD „02“ 400 LC4	CAMSHAFT GEAR 34-T „02“ '97 400 LC4	1
3	583.36.011.001	NOCKENWELLENRAD 34-Z „01“ '94 540/620/640 LC4	CAMSHAFT GEAR 34-T „01“ '94 540/620/640 LC4	1
4	576.36.013.000	STEUERKETTE C107C / 98 ROLLEN 400 LC4	TIMING CHAIN C107C / 98 LINKS 400 LC4	1
4	580.36.013.000	STEUERKETTE C107C / 100 ROLLEN 500/540/600/612/620/640 LC4	TIMING CHAIN C107C / 100 LINKS 500/540/600/612/620/640 LC4	1
5	575.36.001.000	STEUERKETTENFÜHRUNG 350/400 LC4	TIMING CHAIN GUIDE 350/400 LC4	1
5	580.36.001.000	STEUERKETTENFÜHRUNG 540/600/612/620/640 LC4	TIMING CHAIN GUIDE 540/600/612/620/640 LC4	1
6	580.36.009.000	KETTENFÜHRUNGSSCHRAUBE	CHAIN GUIDE SCREW	1
7	0137 060000	FEDERSCHEIBE DIN0137-B 6	SPRING WASHER DIN0137-B 6	1
8	0912 060253	ISK.SCHRAUBE DIN0912-M 6X25	AH SCREW DIN0912-M 6X25	1
9	575.36.002.000	STEUERKETTENSANNER 350/400 LC4	TIMING CHAIN TENSIONER 350/400 LC4	1
9	580.36.002.000	STEUERKETTENSANNER 540/600/612/620/640 LC4	TIMING CHAIN TENSIONER 540/600/612/620/640 LC4	1
10	0923 080120	FLACHKOPFSCHRAUBE M 8X12	FLAT HEAD SCR. M 8X12	1
11	0912 060208	ISK.SCHRAUBE DIN0912-M 6X20 SS	AH SCREW DIN0912-M 6X20 SS	2
12	0912 060303	ISK.SCHRAUBE DIN0912-M 6X30	AH SCREW DIN0912-M 6X30	1
13	580.38.022.100	CU-DICHTRING 12 X 16 X 2	CU-SEAL RING 12 X 16 X 2	1
15	583.36.018.000	AUSFALLSICHERUNG	SECURING GUIDE LC4'94	1
20	583.36.112.000	MITNEHMERSCHRAUBE M10X25	DRIVING SCREW M10X25	1
21	580.36.012.000	STAHSCHÉIBE 10 X 28 X 3	WASHER 10 X 28 X 3 HARDENED	1
22	580.36.096.000	SPRENGRING SB 42	CIRCLIP SB 42	1
23	0625 060040	RILLENKUGELLAG. TM-6004 C3 LLB	GROOVED BALL BEARING 6004 C3	1
24	576.36.110.044	NOCKENWELLE KPL. 400 LC4/LC4-E	CAMSHAFT CPL. 400 LC4/LC4-E	1
24	583.36.110.044	NOCKENWELLE 620/640 LC4-E	CAMSHAFT CPL. 620/640 LC4-E	1
25	580.36.097.000	NADELLAGER BK 2012	NEEDLE BEARING BK 2012	1
26	360.03.014.200	SCHNORR-SICHERUNGSSCHÉIBE 10MM	LOCKING WASHER 10MM	1
30	580.36.003.144	AUTOMATIKSANNER KPL.'88	AUTOM.TENSIONER CPL. '88	1
31	580.36.005.100	SPANNERDICHTUNG 1,5 MM	TENSIONER GASKET 1,5 MM	1

FIG	TEILNR/PARTNR	BEZEICHNUNG	DESCRIPTION	QTY
32	580.36.004.100	DRUCKBOLZEN	PRESSURE BOLT	1
33	580.36.006.100	DRUCKFEDER 0,9MM	PRESSURE SPRING 0,9MM	1
35	580.36.007.100	KLINKE	RATCHETING PAWL	1*
36	580.36.007.050	DRUCKFEDER F. KLINKE	PRES. SPRING F. RATCHETING PAWL	1
37	0402 031780	NADELROLLE DIN5402 NRB 3X17,8	NEEDLE ROL. DIN5402 NRO 3X17,8	1
39	580.38.022.000	CU-DICHTRING DIN7603-12X18X1,5	CU-SEAL RING DIN7603-12X18X1,5	1
40	580.36.008.100	VERSCHLUSSSCHRAUBE M12X1,5	PLUG M12X1,5 ALU	1
43	0417 200120	SPRENGRING SW20	CIRCLIP WS20	1
44	583.36.015.000	STUFENRING	STEPPED RING '95	1
45	583.36.016.052	FEDER FÜR AUTODEKO '95	SPRING FOR AUTO-DECOMPR. '95	1
50	542.11.052.000	SCHELLE RSGU 24/15	CLAMP RSGU 24/15	1



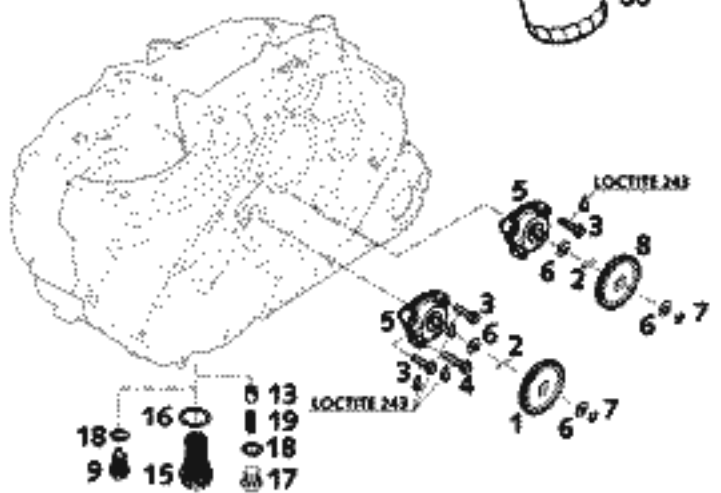
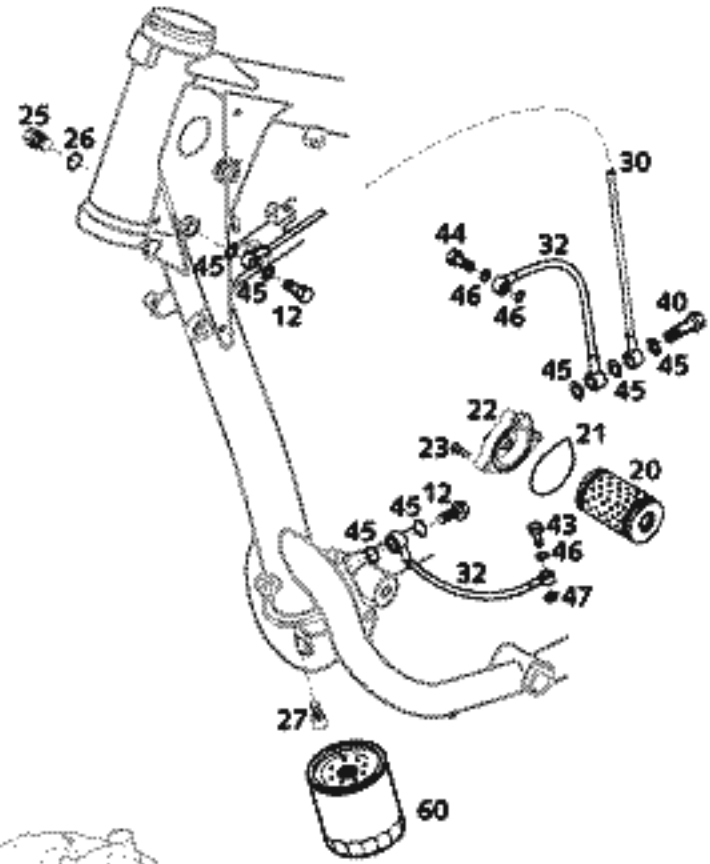
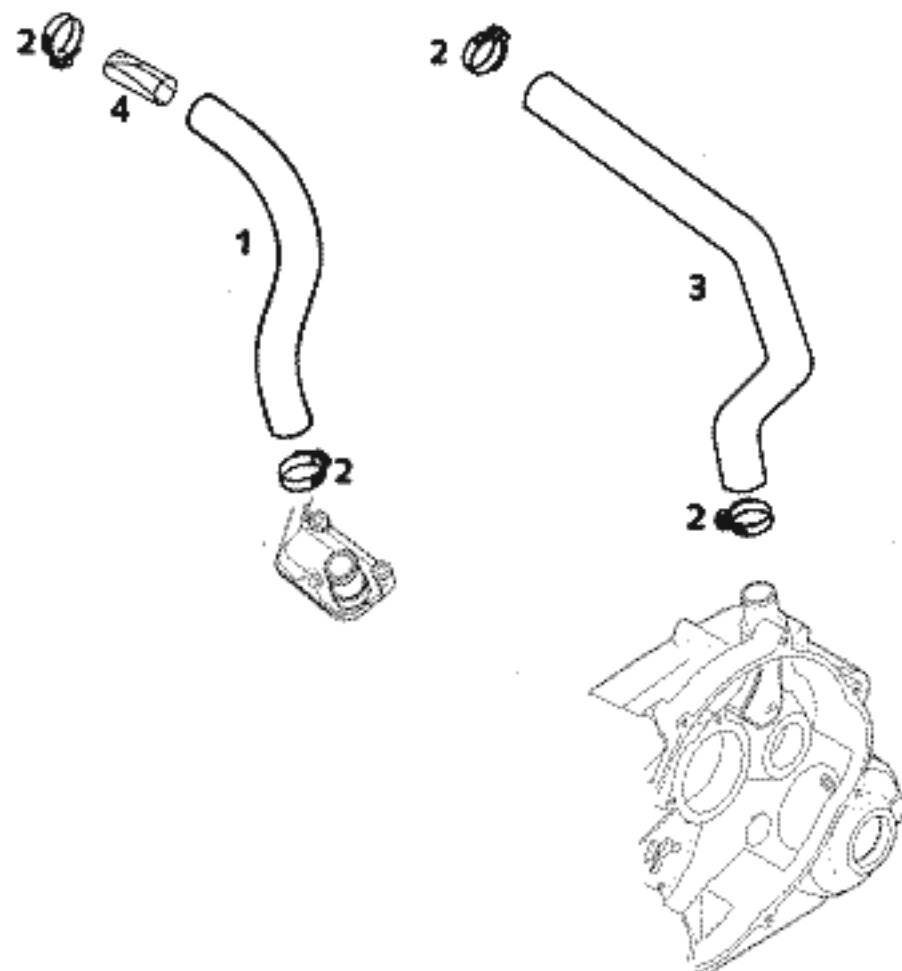


FIG	TEILNR/PARTNR	BEZEICHNUNG	DESCRIPTION	QTY
1	580.38.001.100	ÖLPUMPENRAD 31-Z	OIL PUMP GEAR 31-T	1
2	0402 251980	NADELROL. DIN5402 NRA 2,5X19,8	NEEDLEROL. DIN5402 NRA 2,5X19,8	2
3	0015 060203	SK.BUNDSCHRAUBE M 6X20 SW=8	HH COLLAR SCREW M 6X20 WS=8	5
4	0015 060253	SK.BUNDSCHRAUBE M 6X25 SW=8	HH COLLAR SCREW M 6X25 WS=8	1
5	580.38.007.700	ÖLPUMPE MIKUNI G-73-10	OIL PUMP MIKUNI G-73-10	2
6	580.38.007.755	ANLAUFSCHLEIBE 8,1 X 15 X 0,5	STOP DISK 8,1 X 15 X 0,5	4
7	0799 060000	SICH.SCHLEIBE DIN6799-RS 6,0	TAB WASHER DIN6799-RS 6,0	2
8	584.38.001.000	ÖLPUMPENRAD 26-Z	OIL PUMP GEAR 26-T	1
9	580.30.021.000	ÖLABLASSCHR.B.M.MAGNET M12X1,5	OILDRAIN PLUG W.MAGNET M12X1,5	1
12	543.13.025.000	HOHLSCHRAUBE M10 X 1	HOLLOW SCREW M10 X 1	2
13	580.38.028.000	VENTILKÖLBEIN D=10MM	VALVE PISTON D=10MM	1
15	580.38.019.100	ÖLVERSCHLUSSSCHRAUBE M22X1,5	OIL DRAIN PLUG M22X1,5	1
16	580.38.017.100	CU-DICHTRING DIN7603-22X27X2	CU-SEAL RING DIN7603-22X27X2	1
17	0908 120153	VERSCHL.SCHR. DIN0908-M12X1,5	PLUG DIN0908-M12X1,5	1
18	580.38.022.000	CU-DICHTRING DIN7603-12X18X1,5	CU-SEAL RING DIN7603-12X18X1,5	2
19	580.38.023.300	DRUCKFEDER L=25MM D=1MM	PRESSURE SPRING L=25MM D=1MM	1
20	580.38.005.000	ÖLFILTER LANG	OIL FILTER LONG	1
21	580.30.009.000	DICHTRING ÖLFILTERDECKEL VITON	GASKETRING OILF. COVER VITON	1
22	580.30.008.600	FILTERDECKEL M10X1	FILTER COVER M10X1	1
23	0015 060253	SK.BUNDSCHRAUBE M 6X25 SW=8	HH COLLAR SCREW M 6X25 WS=8	3
25	0910 100003	VERSCHL.SCHR. DIN0910-M10X1	PLUG DIN0910-M10X1	1
26	580.38.022.900	CU-FÜLLRING 10 X 14 X 1,5	CU-SEAL RING 10 X 14 X 1,5	1
27*	0984 060163	ISK.SCHRAUBE DIN6912-M 6X16	AH SCREW DIN7984-M 6X16	1
30	580.38.234.700	ÖLLEITUNG FILTER-RAHMENROHR R10/R10 - 865 MM	OIL LINE FILTER-FRAME TUBE R10/R10 - 865 MM	1
32	583.38.034.000	ÖLLEITUNG KUPP.DECKEL-RAHMEN R10/R8 - 203 MM	OIL LINE CLUTCH COVER-FRAME R10/R8 - 203 MM	2
40	580.38.033.100	DOPPELHOHLSCHRAUBE M10 X 1	DUAL BANJO BOLT M10 X 1	1
43	580.38.130.000	DÜSENSCHRAUBE M 8 X 1 „150“	JET SCREW M 8 X 1 „150“	1
44	580.38.030.000	HOHLSCHRAUBE M 8 X 1 DIN7643	BANJO BOLT M8 X 1 DIN7643	1
45	580.38.032.010	CU-DICHTRING DIN7603-10X14X1	CU-SEAL RING DIN7603-10X14X1	7
46	580.38.032.000	CU-DICHTRING DIN7603- 8X12X1	CU-SEAL RING DIN7603- 8X12X1	3
47	580.38.032.300	CU-FÜLLRING 8 X 12 X 1,5	CU-SEAL RING 8 X 12 X 1,5	1
60	583.38.045.000	SCHRAUBFILTER LC4'94	SCREW TYPE FILTER LC4'94	1

FIG	TEILNR/PARTNR	BEZEICHNUNG	DESCRIPTION	QTY
1	580.35.025.800	ENTLÜFTUNGSSCHLAUCH	BREATHER TUBE TOP	1
2	420.13.037.200	SCHLAUCHBINDER GEM1 12/22	HOSE CLAMP GEM1 12/22	4
3	575.30.090.000	ENTLÜFTUNGSSCHLAUCH '93	BREATHER TUBE ENGINE '93	1
4	584.30.089.000	FILTER FÜR MOTORENTLÜFTUNG '98	FILTER BREATHER SYSTEM '98	1



ACHTUNG !!!
 Vor dem Einbau des Vergasers, Bedüsung kontrollieren.
CAUTION !!!
 Before mounting the carburetor, check the jetting.

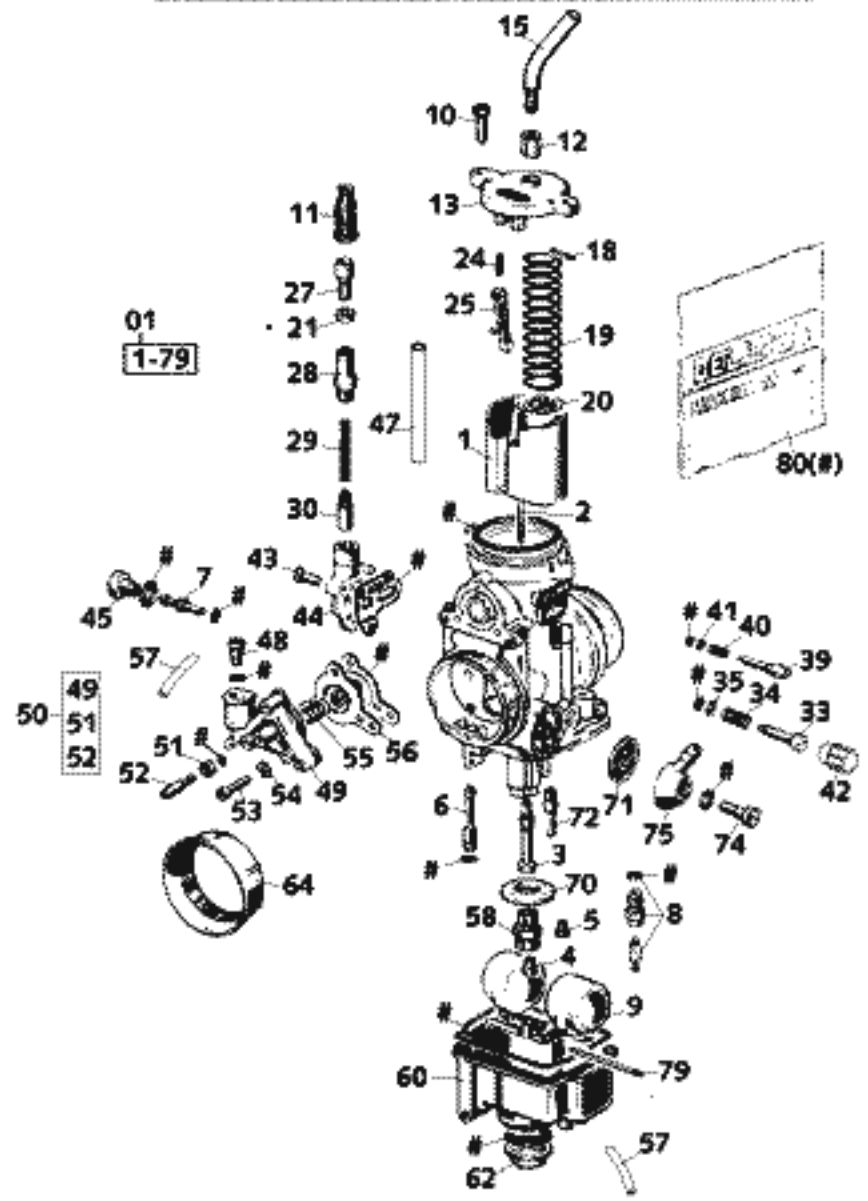


FIG	TEILNR/PARTNR	BEZEICHNUNG	DESCRIPTION	QTY
30	570.31.549.000	STARTKOLBEN	STARTING DEVICE	1
33	570.31.519.000	STELLSCHRAUBE M5	ADJUSTMENT SCREW M5	1
34	520.31.116.000	FEDER	SPRING	1
35	570.31.573.000	SCHEIBE 5,1 X 8 X 0,8	WASHER 5,1 X 8 X 0,8	1
39	570.31.517.000	GEMISCHREG-SCHRAUBE M7X0,75	MIXTURE REGULAT.SCREW M7X0,75	1
40	570.31.515.000	FEDER LUFTREG-SCHRAUBE	SPRING AIR ADJUST.SCREW	1
41	570.31.572.000	SCHEIBE 3,3 X 5,8 X 0,5	WASHER 3,3 X 5,8 X 0,5	1
42	570.31.519.100	RÄNDELKAPPE KUNSTSTOFF	KNURLED CAP PLASTIC	1
43	0964 040143	LINSENSCHRAUBE DIN0964-M 4X14	OVAL HEAD SCREW DIN0964-M 4X14	3
44	572.31.150.100	KALTSTARTVERGASERGEHÄUSE 4T	START.DEVICE BODY 4S	1
45	570.31.567.000	DÜSENHALTER	JET HOLDER	1
47	583.31.029.051	SCHIEBERANSCHLAG L=51MM	SLIDE STOP L=51MM	X
48	570.31.565.000	ENTLÜFTUNGSVENTIL	BLEEDER VALVE	1
50	572.31.160.044	PUMPENGEHÄUSE KPL.	PUMP HOUSING CPL.	1
53	0084 040203	ZYL.SCHRAUBE DIN0084-M 4X20 A	CYL.SCREW DIN0084-M 4X20 A	3
54	0137 040003	FEDERSCHEIBE DIN0137-B 4	SPRING WASHER DIN0137-B 4	3
55	570.31.559.000	FEDER	SPRING	1
56	570.31.557.000	MEMBRANE	DIAPHRAGM	1
57	520.31.137.001	PVC-SCHLAUCH 3 X 5 MM	PVC-HOSE 3 X 6 MM	0,6
58	570.31.522.000	DÜSENSTOCK	MAIN JET HOLDER	1
60	570.31.511.100	SCHWIMMERGEHÄUSE MIT ÜBERLAUFR	FLOAT CHAMBER WITH RUN OVER T.	1
62	570.31.514.000	VERSCHLUSSSCHRAUBE M12X1	PLUG M12X1	1
64	577.31.040.000	ANSAUGTRICHTER FÜR PHM 38 ND	INTAKE TRUMPET FOR PHM 38 ND	1
70	501.31.174.000	PRALLBLECH	COVER	1
71	151.31.112.000	KRAFTSTOFFILTER	FUEL FILTER	1
72	570.31.556.000	RÜCKSCHLAGVENTIL	REBOUND VALVE	1
74	0933 060163	SK.SCHRAUBE DIN0933-M 6X16	HH SCREW DIN0933-M 6X16	1
75	570.31.513.000	SCHLAUCHANSCHLUSS	HOSE CONNECTOR	1
79	570.31.508.000	STIFT 2 X 47	STUD 2 X 47	1
80	577.31.099.000	DICHTUNGSSATZ PHM 38 ND	GASKET SET PHM 38 ND	1

ACHTUNG !!!
 Vor dem Einbau des Vergasers, Bedüsung kontrollieren.
CAUTION !!!
 Before mounting the carburetor, check the jetting.

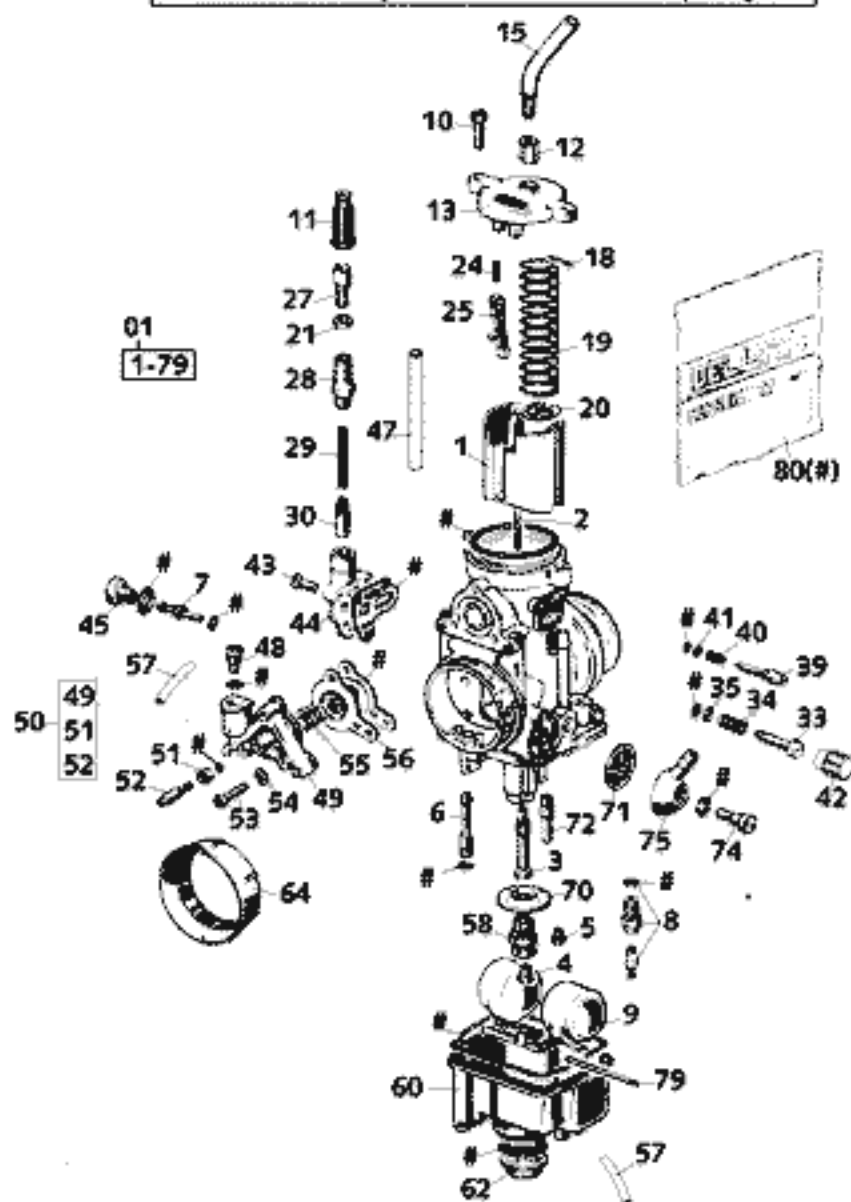


FIG	TEILNR/PARTNR	BEZEICHNUNG	DESCRIPTION	QTY
01	576.31.001.044	VERGASER PHM 38 ND (100197)	CARBURETOR PHM 38 ND (100197)	1
1	572.31.135.000	GASSCHIEBER 50/1 PHM38ND	THROTTLE VALVE 50/1 DM=42MM	1
2	490.31.134.023	DÜSENMADEL K23	JET NEEDLE K23	1
3	577.31.021.264	NAELEDÜSE AR 264	NEEDLE JET AR 264	1
4	570.31.523.130	HAUPTDÜSE 130	MAIN JET 130	1
4	570.31.523.135	HAUPTDÜSE 135	MAIN JET 135	X
4	570.31.523.140	HAUPTDÜSE 140	MAIN JET 140	X
4	570.31.523.145	HAUPTDÜSE 145	MAIN JET 145	X
4	570.31.523.150	HAUPTDÜSE 150	MAIN JET 150	X
5	151.31.123.055	DÜSE 55	JET 55	X
5	151.31.123.050	DÜSE 50	JET 50	1
5	151.31.123.045	DÜSE 45	JET 45	X
5	151.31.123.038	DÜSE 38	JET 38	X
6	570.31.551.045	STARTDÜSE 45 LUFTLÖCHER UNTEN	STARTING JET 45 AIR HOLE BELOW	1
6	570.31.551.050	STARTDÜSE 50	STARTING JET 50	X
6	570.31.551.055	STARTDÜSE 55	STARTING JET 55	X
7	570.31.566.033	BESCHLEUNIGERDÜSE 33	ACCELERATING JET 33	1
8	572.31.120.300	NADELVENTIL 300	NEEDLE VALVE 300	1
9	570.31.509.000	SCHWIMMER 8,5 GRAMM	FLOAT 8,5 GRAMME	1
9	583.31.509.000	SCHWIMMER 6,5 GRAMM	FLOAT 6,5 GRAMME	X
10	570.31.524.000	SK.SCHRAUBE M 5X16	HEXAGON NUT M 5X16	2
11	520.31.138.000	GUMMITÜLLE	RUBBER SLEEVE	1
12	580.31.528.000	STÜTZHÜLSE M6X0,75 SW=10	SUPPORT BUSHING M6X0,75 WS=10	1
13	572.31.127.000	VERGASERDECKEL	CARBURETOR COVER	1
15	584.31.024.000	ROHRBOGEN F.VERG. 400LC4-E '97	TUBE F.CARBURETOR 400LC4-E '97	1
18	570.31.571.000	STIFT 2,5X16	STUD 2,5X16	1
19	570.31.530.000	SCHIEBERFEDER	SLIDING SPRING	1
20	570.31.532.000	HALTEPLÄTTCHEN	RETAINING PLATE	1
21	520.31.126.000	SK.MUTTER M6X0,75 DIN0439	HEXAGON NUT M6X0,75 DIN0439	1
24	570.31.570.000	FEDER	SPRING	1
25	570.31.569.000	PUMPENHEBEL	PUMP LEVER	1
27	570.31.525.000	STELLSCHRAUBE M6X0,75	ADJUSTMENT SCREW M6X0,75	1
28	572.31.155.000	VERSCHRAUBUNG	PLUG	1
29	572.31.153.000	FEDER	SPRING	1

ACHTUNG !!!
 Vor dem Einbau des Vergasers, Bedüsung kontrollieren.
CAUTION !!!
 Before mounting the carburetor, check the jetting.

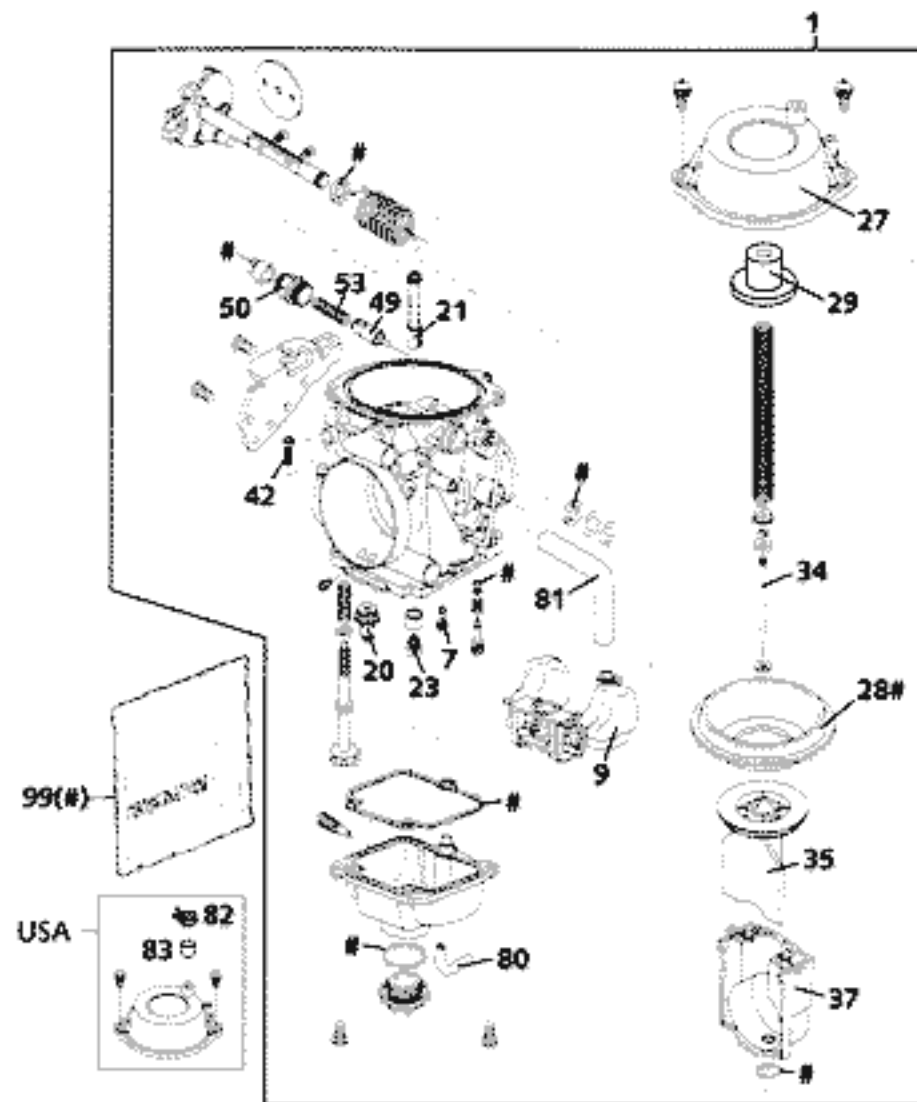


FIG	TEILNR/PARTNR	BEZEICHNUNG	DESCRIPTION	QTY
1	584.31.001.400	VERGASER MIKUNI BST40-225 '98	CARBURETOR MIKUNI BST40-225'98	1
7	584.31.007.045	LEERLAUFDÜSE 45	IDLING JET 45	1
9	584.31.009.000	SCHWIMMER 6,1 GRAMM MIKUNI	FLOAT 6,1 GRAMM MIKUNI	1
20	584.31.020.000	NADELVENTIL MESSING 2,8MM	NEEDLE VALVE 2,8MM	1
21	584.31.021.689	NADEL DÜSE 689 X-6	NEEDLE JET 689 X-6	1
23	584.31.023.140	HAUPTDÜSE 140	MAIN JET 140	X
23	584.31.023.142	HAUPTDÜSE 142,5	MAIN JET 142,5	1
23	584.31.023.145	HAUPTDÜSE 145	MAIN JET 145	1
23*	584.31.023.147	HAUPTDÜSE 147,5	MAIN JET 147,5	X
23*	584.31.023.150	HAUPTDÜSE 150	MAIN JET 150	X
23*	584.31.023.152	HAUPTDÜSE 152,5	MAIN JET 152,5	X
23*	584.31.023.155	HAUPTDÜSE 155	MAIN JET 155	X
23*	584.31.023.157	HAUPTDÜSE 157,5	MAIN JET 157,5	X
23*	584.31.023.160	HAUPTDÜSE 160	MAIN JET 160	X
27	584.31.027.000	MEMBRANDECKEL MIKUNI	DIAPHRAGM COVER MIKUNI	1
28	584.31.028.000	MEMBRAN FÜR GASSCHIEBER MIKUNI	DIAPHRAGM FOR THROTTLE VALVE	1
29	583.31.029.017	SCHIEBERANSCHLAG L=17MM	SLIDE STOP L=17MM MIKUNI	X
34	584.31.034.605	DÜSENNADEL 6G5	JET NEEDLE 6G5	1
35	584.31.035.000	GASSCHIEBER „1“	THROTTLE VALVE „1“	1
37	584.31.037.000	GASSCHIEBERFÜHRUNG KUNSTSTOFF	THROTTLE VALVE GUIDE PLASTIC	1
42	584.31.042.000	KRAFTSTOFFSIEB MIKUNI	FUEL SCREEN MIKUNI	1
49	584.31.049.000	STARTKOLBEN MIKUNI	STARTING PISTON MIKUNI	1
50	584.31.050.000	VERSCHRAUBUNG M12 STARTSYSTEM	SCREW M12 STARTSYSTEMN	1
53	584.31.053.000	FEDER 22,5MM FÜR STARTKOLBEN	SPRING 22,5MM FOR START.PISTON	1
80	520.31.137.001	PVC-SCHLAUCH 3 X 5 MM	PVC-HOSE 3 X 6 MM	0,5
81	544.35.024.001	ND-SCHLAUCH ID 7,5 PER METER	HOSE ID 7,5 PER METER	0,5
82	580.31.005.000	YDNAC KLAMMER 10128 12MM	CLAMP YDNAC 10128 12MM	1
83	579.31.001.010	VERSCHL.KAPPE F. EPC-ANSCHLUSS	PLUG CAP FOR EPC CONNECTION	1
99	584.31.099.000	DICHTUNGSSATZ MIKUNI BST40-225	GASKET SET MIKUNI BST40-225	1

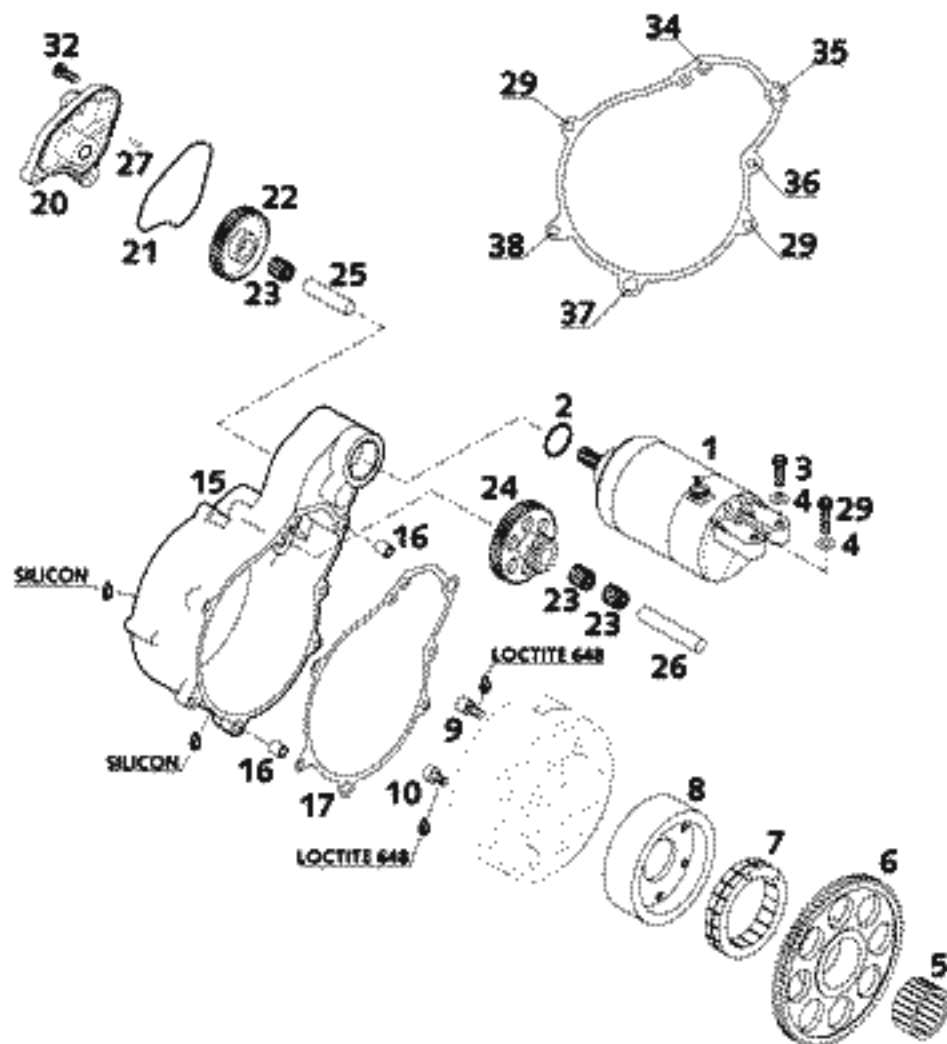


FIG	TEILNR/PARTNR	BEZEICHNUNG	DESCRIPTION	QTY
1	584.40.001.000	E-STARTERMOTOR KPL. LC4-E	E-STARTER ENGINE CPL. LC4-E	1
2	0770 250030	O-RING 25,00X3,00 NBR 70	O-RING 25,00X3,00 NBR 70	1
3	0015 060203	SK.BUNDSCHRAUBE M 6X20 SW=8	HH COLLAR SCREW M 6X20 WS=8	1
4	0125 060003	UNTERLEGSCHIEBE DIN0125-A 6,4	WASHER DIN0125-A 6,4	2
5	584.40.090.100	NADELKLANZ K30 X 37 X 18 A	NEEDLE BEARING K30 X 37 X 18	1
6	584.40.020.079	FREILAUFZAHNRAD 79-Z	FREE-WHEEL-GEAR 79-T	1
7	584.40.026.000	FREILAUF FWD 332008 BLS	FREE-WHEEL FWD 332008 BLS	1
8	584.40.025.000	FREILAUFNABE	FREEWHEEL HUB	1
9	0912 060121	ISK.SCHRAUBE DIN0912-M 6X12	AH SCREW DIN0912-M 6X12	4
10	584.40.098.000	ISK-SCHRAUBE M6X12,5 M. ANSATZ	AH CENTERING SCREW M6X12,5	2
15	584.40.010.100	STARTERFLANSCH SCHWARZ '97	STARTER FLANGE BLACK '97	1
16	490.30.090.000	PASSHÜLSE 9,8 X 7 X 10	DOWEL 9,8 X 7 X 10	2
17	584.40.042.000	STARTERFLANSCHDICHTUNG	STARTER FLANGE GASKET	1
20	584.40.011.100	STARTERDECKEL SCHWARZ '97	STARTER COVER BLACK '97	1
21	584.40.011.050	FORMRING F.STARTERDECKEL NBR70	FORM RING F.STARTERCOVER NBR70	1
22	584.40.022.000	ZWISCHENZAHNRAD 52-Z	INTERMEDIATE GEAR 52-T	1
23	584.40.090.000	NADELKLANZ K10 X 13 X 13 TN	NEEDLE BEARING K10 X 13 X 13	3
24	584.40.021.018	DOPPELZAHNRAD 55-Z/18-Z	REDUCTION GEAR 55-T/18-Z	1
25	584.40.028.000	LAGERBOLZEN 10 X 38,4	BEARING BOLT 10 X 38,4	1
26	584.40.029.000	LAGERBOLZEN 10 X 54	BEARING BOLT 10 X 54	1
27	0402 040780	NADELROLLE DIN5402 NRB 4X 7,8	NEEDLEROLL. DIN5402 NBR 4X 7,8	2
29	0015 060253	SK.BUNDSCHRAUBE M 6X25 SW=8	HH COLLAR SCREW M 6X25 WS=8	3
32	0015 060163	SK.BUNDSCHRAUBE M 6X16 SW=8	HH COLLAR SCREW M 6X16 WS=8	1
34	0015 060453	SK.BUNDSCHRAUBE M 6X45 SW=8	HH COLLAR SCREW M 6X45 WS=8	1
35	0015 060503	SK.BUNDSCHRAUBE M 6X50 SW=8	HH COLLAR SCREW M 6X50 WS=8	1
36	0015 060803	SK.BUNDSCHRAUBE M 6X80 SW=8	HH COLLAR SCREW M 6X80 WS=8	1
37	0015 060303	SK.BUNDSCHRAUBE M 6X30 SW=8	HH COLLAR SCREW M 6X30 WS=8	1
38	0015 060953	SK.BUNDSCHRAUBE M 6X95 SW=8	HH COLLAR SCREW M 6X95 WS=8	1

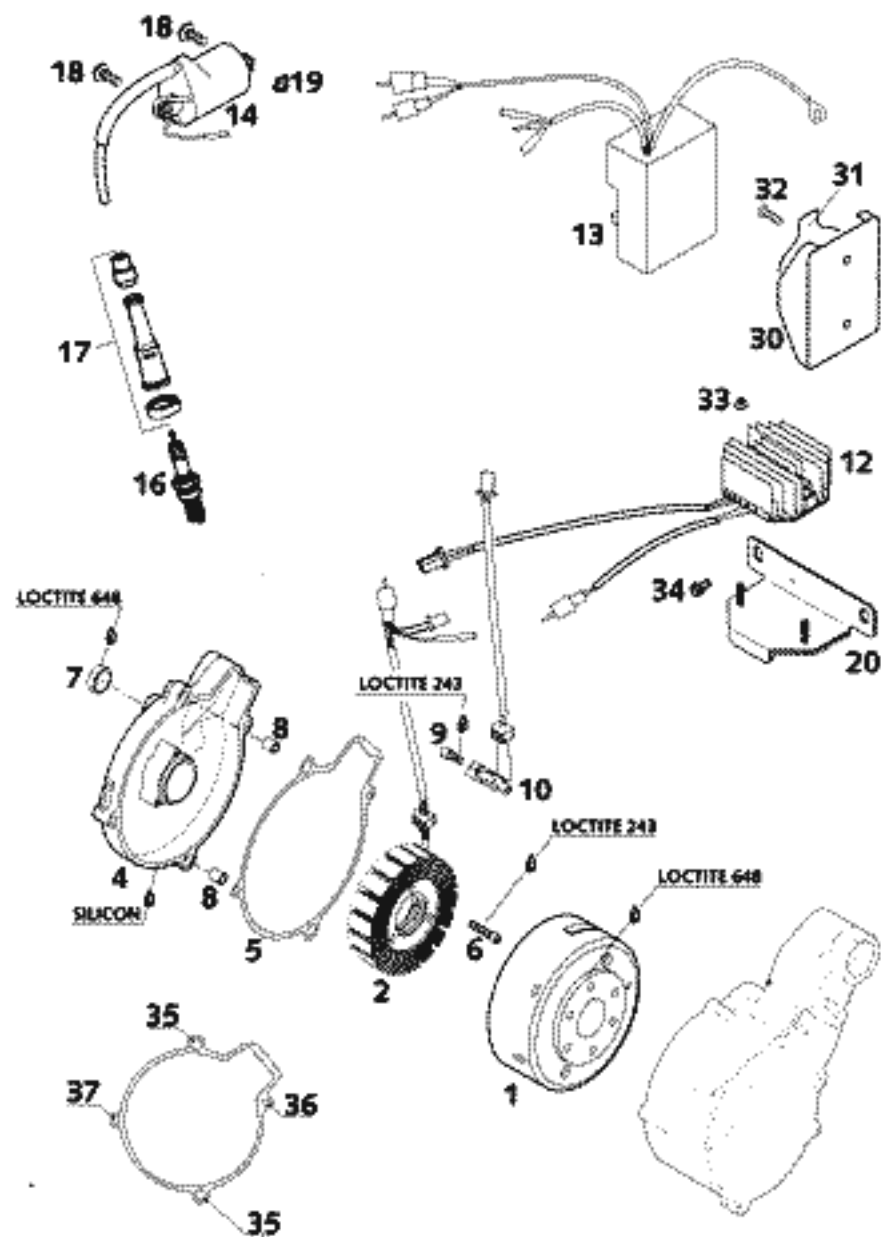


FIG	TEILNR/PARTNR	BEZEICHNUNG	DESCRIPTION	QTY
1	584.39.005.100	ROTOR KOKUSAN LOSE GP9128 '97	FLYWHEEL KOKUSAN GP9128 '97	1
2	584.39.004.000	STATOR KOKUSAN LOSE '96	STATOR KOKUSAN LOOSE '96	1
4	584.30.002.144	ZÜNDUNGSDECKEL KPL. LC4-E '97	IGNITION COVER CPL. LC4-E '97	1
5	584.30.040.000	ZÜNDUNGSDECKELDICHUNG '96	IGNITION COVER GASKET '96	1
6	0912 050253	ISK.SCHRAUBE DIN0912-M 5X25	AH SCREW DIN0912-M 5X25	3
7	584.30.095.000	ÖLSCHAUGLAS GW 20-7	INSPECTION GLASS GW 20-7 NBR	1
8	490.30.090.000	PASSHÜLSE 9,8 X 7 X 10	DOWEL 9,8 X 7 X 10	2
9	0912 050083	ISK.SCHRAUBE DIN0912-M 5X 8	AH SCREW DIN0912-M 5X 8	2
10	584.39.034.000	IMPULSGEBER	PULSER COIL	1
12	584.11.034.100	REGLER-GLEICHRICHTER 12V '97	VOLT.REGULATOR-RECTIFIER 12V	1
13	584.39.031.100	DIGITALBOX CDI CB7428 '97 400 LC4-E	DIGITALBOX CDI CB7428 '97 400 LC4-E	1
13	584.39.031.200	DIGITALBOX CDI CB7459 95ROZ'99 640 LC4-E	DIGITALBOX CDI CB7459 95ROZ'99 640 LC4-E	1
13	584.39.031.300	DIGITALB.CDI CB7477 80ROZ 2000 640 LC4-E	DIGITALB.CDI CB7481 80ROZ 2000 640 LC4-E	X
14	584.39.006.000	ZÜNDSPULE IG3826 KOKUSAN '96	IGNITIONCOIL IG3826 KOKUSAN'96	1
16	584.39.093.009	ZÜNDKERZE NGK DPRBEA-9	SPARK PLUG NGK DPRBEA-9	1
17	580.31.010.000	ZÜNDKERZENSTECKER SD05F NGK	SPARK PLUG CONNECT.SD 05FG NGK	1
18	0014 060153	SK.BUNDSCHRAUBE M 6X15 WS=8	HH COLLAR SCREW M 6X15 WS=8	2
19	502.35.033.300	KLIPS-MÜTTERNHALTER M6 KP142	SNAP-NUT HOLDER M6 KP142	2
20	584.11.055.100	BATTERIEHALTEBÜ. LC4-E/DUKE'97	BATTERY BRACKET LC4-E/DUKE'97	1
30	584.39.030.100	GUMMIHALTER FÜR DIGITALBOX '97	RUBBER BRACKET FOR CDI '97	1
31	584.39.030.150	HALTEBLECH FÜR GUMMIHALTER '97	SUPPORT FOR RUBBER BRACKET '97	1
32	0016 055163	PLASTITE SCHRAUBE 5,5X16	SPECIAL SCREW Z 5,5X16	2
33	565.09.064.100	STOVER-FLANSCHMUTTER M6 10.9	SELF LOCKING NUT M6 10.9	2
34	0015 060103	SK.BUNDSCHRAUBE M 6X10 WS=8	HH COLLAR SCREW M 6X10 WS=8	2
35	0015 060303	SK.BUNDSCHRAUBE M 6X30 WS=8	HH COLLAR SCREW M 6X30 WS=8	2
36	0015 060803	SK.BUNDSCHRAUBE M 6X80 WS=8	HH COLLAR SCREW M 6X80 WS=8	1
37	0015 060253	SK.BUNDSCHRAUBE M 6X25 WS=8	HH COLLAR SCREW M 6X25 WS=8	1

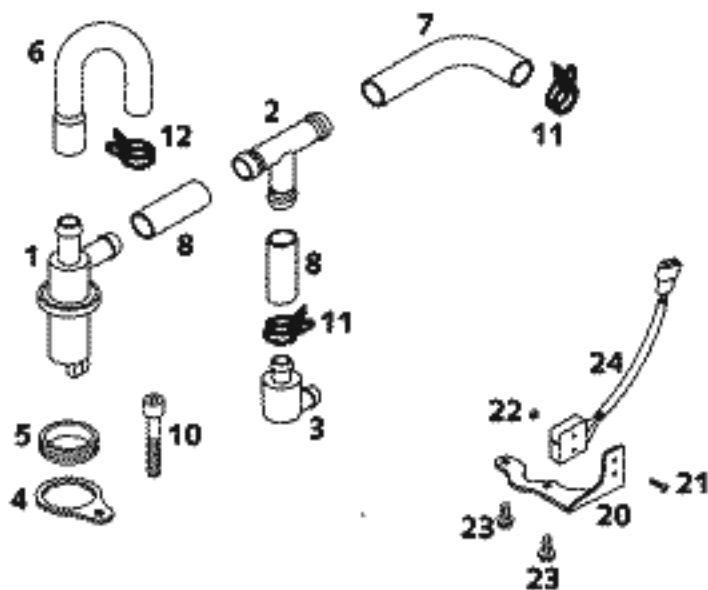
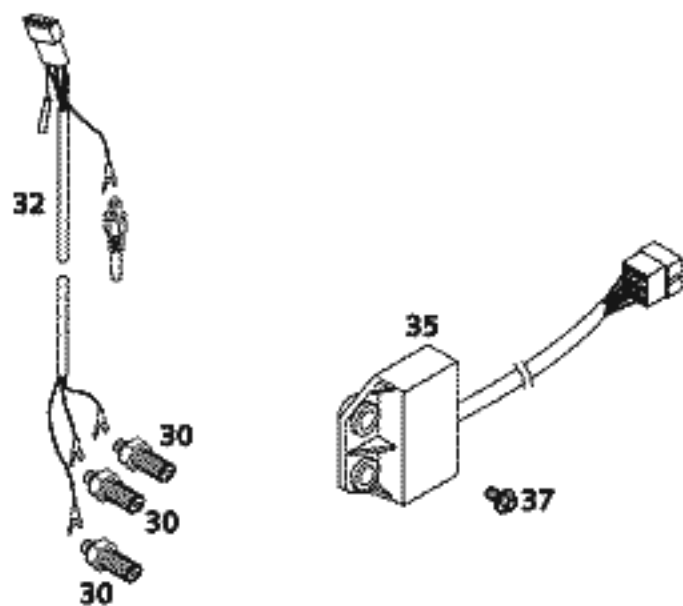


FIG	TEILNR./PARTNR	BEZEICHNUNG	DESCRIPTION	QTY
1	584.31.067.000	MAGNETVENTIL PIRBURG F.EPC '98	MAGNETIC VALVE PIRBURG EPC '98	1
2	584.31.072.000	T-STÜCK 12MM LC4 '98	T-CONNECTION 12MM LC4 '98	1
3	584.31.070.000	LUFTFILTER LC4 FÜR EPC '98	AIR FILTER LC4 '98	1
4	584.31.069.000	HALTEBLECH F. MAGNETVENTIL '98	BRACKET FOR MAGNETIC VALVE '98	1
5	546.35.022.000	TÜLLE-STEUERKOPF	SLEEVE FOR STEERING HEAD	1
6	584.31.071.000	UNTERDRUCKSCH. FÜR MAGNETV.'98	VACUUM HOSE FOR MAGNETIC V.'98	1
7	584.31.097.000	WINKELSCHL.T-STÜCK-VERGASER'98	ANGULAR HOSE T-CON.-CARBURETOR	1
8	584.31.097.100	SCHLAUCH 12MM T-STK.-FILTER'98	TUBE 12MM T-CON.-FILTER '98	2
10	0912 060404	ISK.SCHRAUBE DIN0912-M 6X40	AH SCREW DIN0912-M 6X40	1
11	584.31.082.000	YDNAC-KLAMMER 15MM '98	YDNAC-CLAMP 15MM '98	2
12	584.31.082.100	YDNAC-KLAMMER 16MM '98	YDNAC-CLAMP 16MM '98	1
20	584.31.080.000	HALTEBLECH FÜR ENDSCHALTER '98	BRACKET FOR ENDSWITCH '98	1
21	0084 020103	ZYL.SCHRAUBE DIN0084-M 2X10	CYL.HEAD SCREW DIN0084-M 2X10	2
22	0934 020003	SK.MUTTER DIN0934-M 2	HH NUT DIN0934-M 2	2
23	0015 050123	SK.BUNDSCHRAUBE M 5X12 SW=8	HH COLLAR SCREW M 5X12 WS=8	2
24	584.31.065.100	MICROSCHALTER LC4 '98	MICRO SWITCH LC4 '98	1
30	580.11.081.100	KONTAKTSCHRAUBE M10 STAHL '98	CONTACT SCREW M10 STEEL '98	3
32	584.11.085.000	KABELSTRANG EPC FÜR MOTOR LC4	WIRING HARN. EPC F. ENGINE LC4	1
35	584.31.063.000	STEUERGERÄT FÜR EPC '98 640 LC4-E	CONTROL UNIT FOR EPC '98 640 LC4-E	1
35	584.31.063.100	STEUERGERÄT FÜR EPC DUKE '99 640 DUKE	CONTROL UNIT FOR EPC DUKE '99 640 DUKE	1
37	0014 060103	SK.BUNDSCHRAUBE M 6X10 SW=8	HH COLLAR SCREW M 6X10 WS=8	2

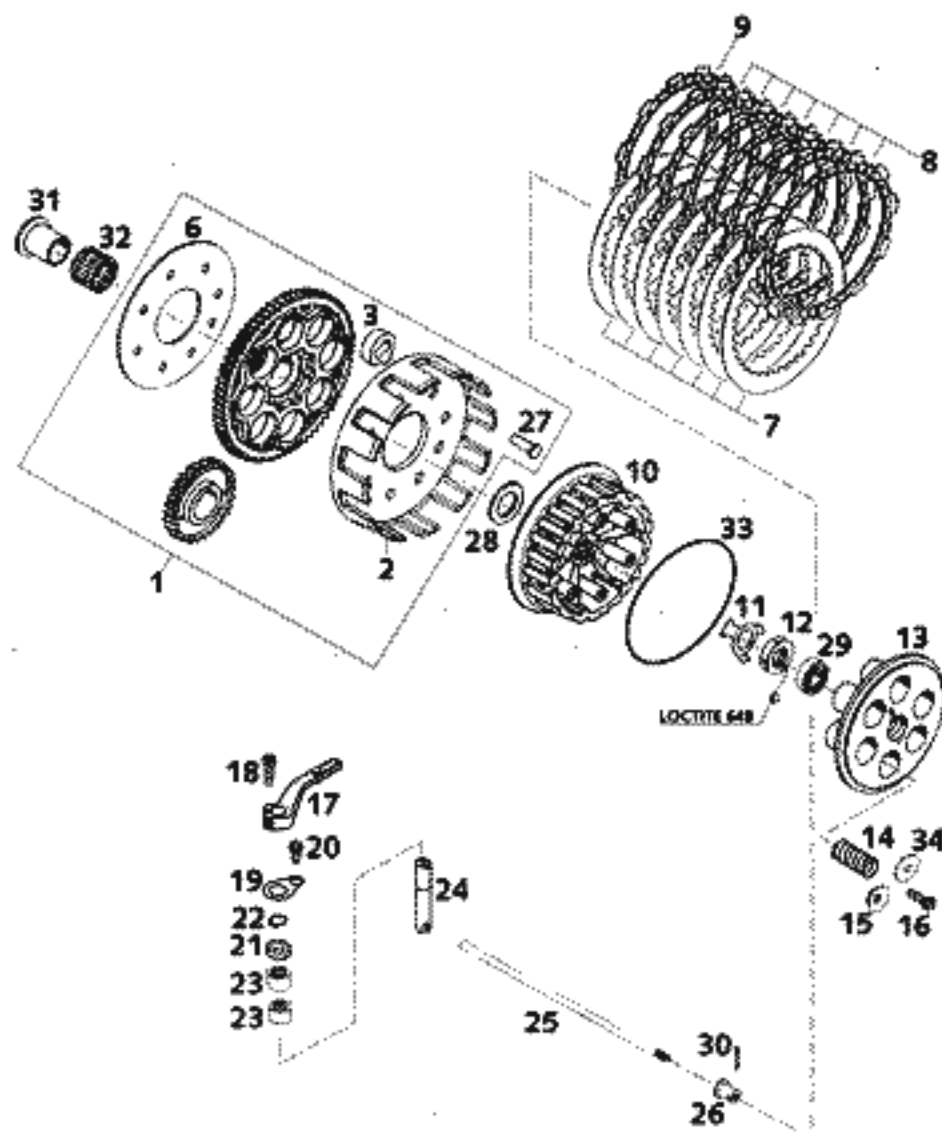


FIG	TEILNR/PARTNR	BEZEICHNUNG	DESCRIPTION	QTY
1	583.32.001.081	KUPPLUNGSKORB 81-Z M.PRIM.30-Z	OUTER CL.HUB 81-T W.PRIM.30-T	1
2	583.32.001.000	KUPPLUNGSKORB LOSE D=160MM '94	OUTER CL.HUB LOOSE D=160MM '94	1
3	583.32.026.000	DÄMPFUNGSELEMENT '94	DAMPING ELEMENT '94	8
6	583.32.028.000	HALTEBLECH 57 X 132 X 1,5 '94	BRACKET 57 X 132 X 1,5 '94	1
7	583.32.112.000	STAHLLAMELLE 1,5 MM LC4'94	STEEL DISK 1,5 MM LC4'94	7
8	583.32.011.200	BELAGLAMELLE 2,7 MM CR-087 '99	LINING DISK 2,7 MM CR-087 '99	7
9	583.32.111.200	BELAGLAMELLE 2,7MM AUSGEDREHT'99	LINING DISK 2,7 MM SPECIAL '99	1
10	583.32.002.200	MITNEHMER LC4/LC4-E '98	INNER CLUTCH HUB LC4/LC4-E '98	1
11	583.32.018.000	SICHERUNGSBLECH '94	LOCK WASHER '94	1
12	0936 181505	SK.MUTTER DIN0936-M18X1,5 RE.	HEXAGON NUT DIN0936-M18X1,5 R.	1
13	583.32.003.200	DRUCKKAPPE LC4/LC4-E '98	PRESSURE CAP LC4/LC4-E '98	1
14	583.32.080.000	KUPPLUNGSFEDER 2,8 X 37	CLUTCH SPRING 2,8 X 37	6
15	581.32.081.000	FEDERTELLER 6,2 X 20 X 3,2 400	SPRING RETAINER 6,2 X 20 X 3,2 400	6
16	0015 060203	SK.BUNDSCHRAUBE M 6X20 SW=8	HH COLLAR SCREW M 6X20 WS=8	6
17	584.32.048.044	AUSRÜCKHEBEL LC4-E '96	CLUTCH RELEASE LEVER LC4-E '96	1
18	0015 060203	SK.BUNDSCHRAUBE M 6X20 SW=8	HH COLLAR SCREW M 6X20 WS=8	1
19	584.32.044.000	HALTEBLECH FÜR AUSRÜCKUNG '96	RETAIN.PLATE CLU.RELEASE LEVER	1
20	0015 060123	SK.BUNDSCHRAUBE M 6X12 SW=8	HH COLLAR SCREW M 6X12 WS=8	1
21	545.32.093.000	NUTRING NIS 12X20X5,5	NUT RING NIS 12X20X5,5	1
22	0471 120010	SICHERUNGSRING DIN0471-12X1	CIRCLIP DIN0471-12X1	1
23	503.32.095.000	NADELLAGER HK 1212	NEEDLE BEARING HK 1212	2
24	575.32.015.000	AUSRÜCKWELLE 12 X 66 '93	DISENGAGING SHAFT 12 X 66 '93	1
25	583.32.017.000	DRUCKSTANGE 224MM LC4'94	PUSH ROD 224 MM LC4'94	1
26	583.32.032.000	AUFLAGEBOLZEN LC4'94	PRESSURE BOLT LC4'94	1
27	583.32.007.000	NIET 6 X 23 X 11,2	RIVET 6 X 23 X 11,2	8
28	575.32.013.000	STÜTZSCHEIBE 22,2X35X3 GEHÄRT.	SUPPORTWASHER 22,2X35X3 HARDE.	1
29	0625 060016	RILLENKUGELLAGER 6001.2RSR C3	GROOVED BALL BEARING 6001.2RSR	1
30	0094 020163	SPLINT DIN0094-2,0X16	PIN DIN0094-2,0X16	1
31	503.32.070.000	INNENRING MIT BUND	INNER RING WITH COLLAR	1
32	565.32.095.000	NADELKLANZ K 26X30X22 ZW.KSE	NEEDLE BEARING K26X30X22ZW.KSE	1
33	0770 116030	O-RING 116,00X3,00 NBR 70	O-RING 116,00X3,00 NBR 70	1
34	584.32.081.000	STUFENSCHLEIBE 6,5 X 20 X 2 640	WASHER 6,5 X 20 X 2 640	6

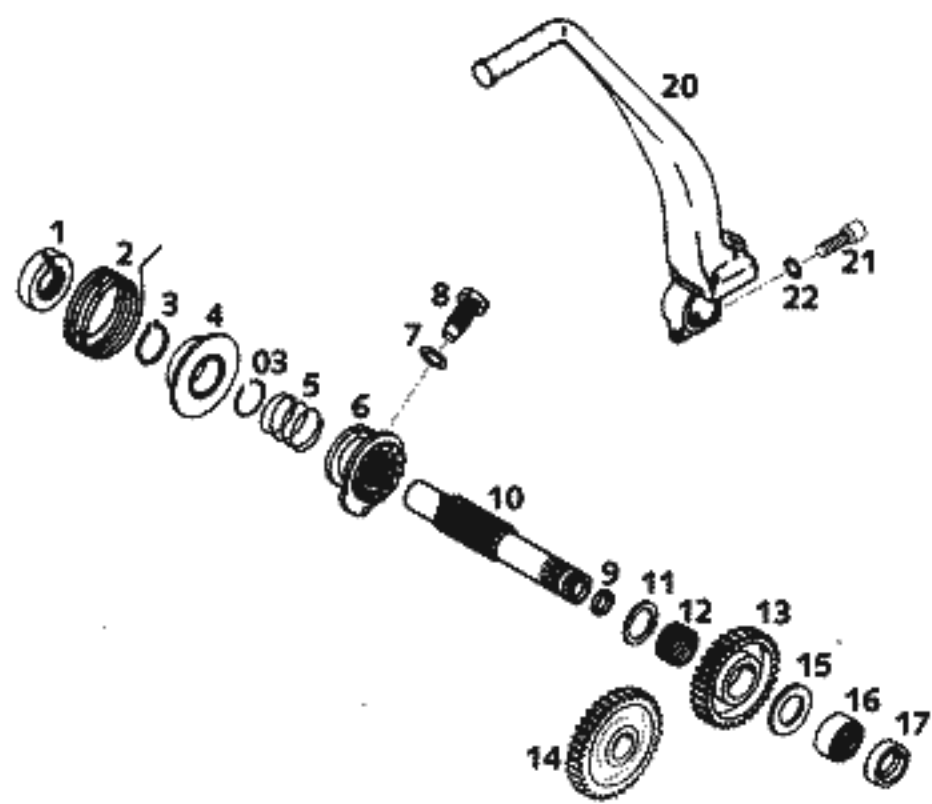
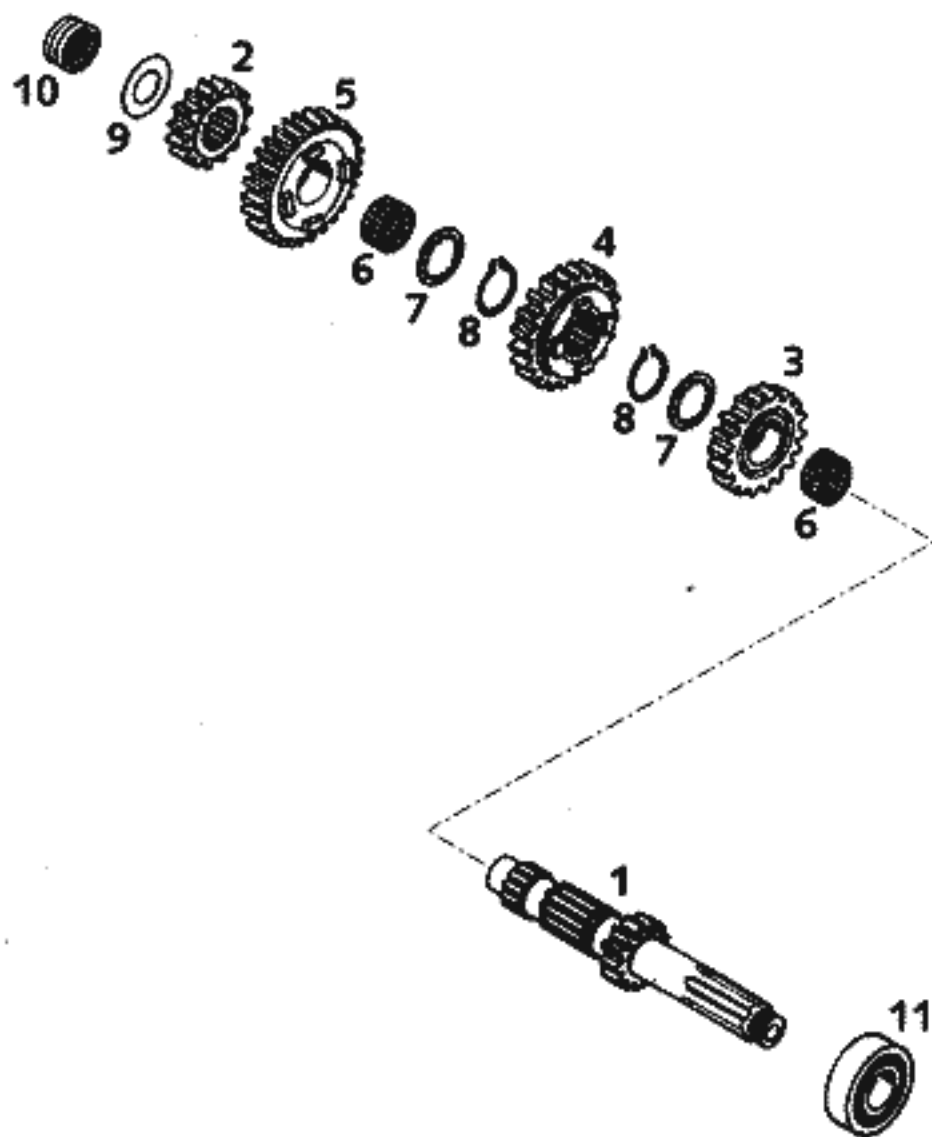


FIG	TEILNR/PARTNR	BEZEICHNUNG	DESCRIPTION	QTY
1	580.33.026.200	MITNEHMERNABE '94	DRIVING HUB '94	1
2	580.33.020.000	STARTERFEDER	KICKSTARTER SPRING	1
3	520.33.096.000	SICH.RING DIN0471-25X1,64SD	LOCK RING DIN0471-25X1,64SD	1
03	520.33.090.100	SPRENGRING 25X1,2	LOCK RING 25X1,2	1
4	580.33.037.000	FEDERFÜHRUNG	SPRING BUSHING	1
5	580.33.028.000	SPERRADFEDER 1,2 MM	RATCHET GEAR SPRING 1,2 MM	1
6	580.33.023.200	SPERRRAD 24-Z	RATCHET GEAR 24-T	1
7	580.38.022.000	CU-DICHTRING DIN7603-12X18X1,5	CU-SEAL RING DIN7603-12X18X1,5	1
8	580.33.033.000	ANSCHLAGSCHRAUBE M12X1,5	STOP SCREW M12X1,5	1
9	546.32.090.000	DICHTRING DH/GR 12X16X3	SEAL RING DH/GR 12X16X3	1
10	580.33.021.300	KICKSTARTERWELLE '94	KICKSTARTER SHAFT '94	1
11	580.33.031.000	ANLAUFSCHEIBE 22,2 X 30 X 1,5	STOP DISK 22 X 30 X 1,5	1
12	565.33.098.000	NADELKRANZ K 22 X 26 X 13 H	NEEDLE BEARING K 22 X 26 X 13H	1
13	580.33.022.700	STARTERRAD 35-Z SPERRVERZÄHNUNG 24-Z	KICKSTARTER GEAR 35-T LOCKING TOOTH 24-T	1
14	580.33.024.000	STARTERZWISCHENRAD 37-Z	INTERMEDIATE GEAR 37-T	1
15	565.32.012.000	ANLAUFSCHEIBE 22,2 X 35 X 2	STOP DISK 22,2 X 35 X 2	1
16	580.33.090.000	NADELLAGER RNA 4903	NEEDLE BEARING RNA 4903	1
17	0760 223270	WELLENDICHTRING 22X32X7 BSL	SHAFT SEAL RING 22X32X7 BSL	1
20	583.33.036.044	KICKSTARTER KPL. ALU LC4'94	KICKSTARTER CPL. ALU LC4'94	1
21*	0015 080253	SK.BUNDSCHRAUBE M 8X25 SW=10	HH COLLAR SCREW M 8X25 WS=10	1
22	360.03.014.000	SCHNORR-SICHERUNGSSCHEIBE 8MM	LOCK WASHER 8MM	1

FIG	TEILNR/PARTNR	BEZEICHNUNG	DESCRIPTION	QTY
1	583.33.002.100	ANTRIEBSWELLE 14-Z '96	MAIN SHAFT 14-T '96	1
2	565.33.010.300	FESTRAD 2.G 15-Z (2G3)	SOLID GEAR 2.G 15-T (2G3)	1
3	583.33.004.002	LOSRAD 3.G 18-Z „02“	IDLER GEAR 3.G 18-T „02“	1
4	583.33.006.004	SCHIEBERAD 4.G 20-Z „04“	SLIDING GEAR 4.G 20-T „04“	1
5	583.33.008.008	LOSRAD 5.G 22-Z „08“	IDLER GEAR 5.G 22-T „08“	1
6	565.33.099.000	NADELKLANZ K22X26X13 GETEILT	NEEDLE BEAR. K22X26X13 DIVIDED	2
7	565.33.016.300	ANLAUFSCHIEBE 22,7 X 32 X 1,5	STOP DISK 22,7 X 32 X 1,5	2
8	520.33.096.000	SICH.RING DIN0471-25X1,64SD	LOCK RING DIN0471-25X1,64SD	2
9	565.33.015.000	ANLAUFSCHIEBE 20,2 X 35 X 1	STOP DISK 20,2 X 35 X 1	1
10	565.33.093.000	NADELLAGER RNA 4902 KSE	NEEDLE BEARING RNA 4902 KSE	1
11	0625 201029	RILLENKUGELLAGER 6304-22 C4	BALL BEARING 6304-22 C4 SKF	1



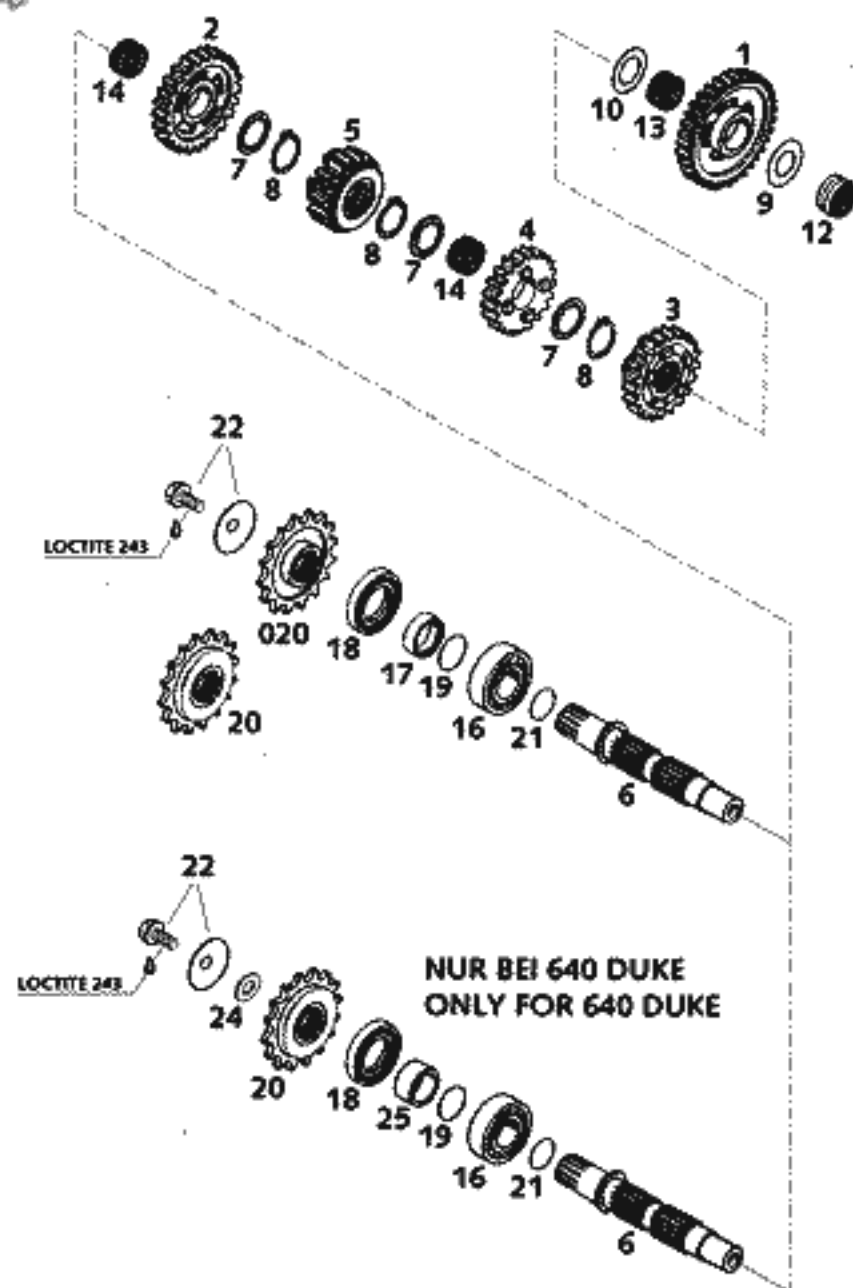


FIG	TEILNR/PARTNR	BEZEICHNUNG	DESCRIPTION	QTY
1	565.33.005.300	LOSRAD 1.G 35-Z (1M3)	IDLER GEAR 1.G 35-T (1M3)	1
2	583.33.113.010	LOSRAD 2.G 24-Z „10“	IDLER GEAR 2.G 24-T „10“	1
3	583.33.007.003	SCHIEBERAD 3.G 21-Z „03“	SLIDING GEAR 3.G 21-T „03“	1
4	583.33.009.005	LOSRAD 4.G 19-Z „05“	IDLER GEAR 4.G 19-T „05“	1
5	583.33.011.009	SCHIEBERAD 5.G 18-Z „09“	SLIDING GEAR 5.G 18-T „09“	1
6	583.33.003.000	ABTRIEBSWELLE	COUNTERSHAFT	1
7	565.33.016.300	ANLAUFSCHIEBE 22,7 X 32 X 1,5	STOP DISK 22,7 X 32 X 1,5	3
8	520.33.096.000	SICH.RING DIN0471-25X1,64SD	LOCK RING DIN0471-25X1,64SD	3
9	565.33.015.000	ANLAUFSCHIEBE 20,2 X 35 X 1	STOP DISK 20,2 X 35 X 1	1
10	565.33.018.300	ANLAUFSCHIEBE 22,2 X 35 X 1,5	STOP DISK 22,2 X 35 X 1,5	1
12	565.33.093.000	NADELLAGER RNA 4902 KSE	NEEDLE BEARING RNA 4902 KSE	1
13	565.33.098.000	NADELKRAENZ K 22 X 26 X 13 H	NEEDLE BEARING K 22 X 26 X 13H	1
14	565.33.099.000	NADELKRAENZ K22X26X13 GETEILT	NEEDLE BEAR. K22X26X13 DIVIDED	2
16	490.30.023.000	ZYLINDERROLLENLAG. NI205 C3	CYL.ROLL BEARING NI205 C3	1
17	580.33.017.000	DISTANZHÜLSE	SPACER BUSHING 25 X 32 X 9	1
18	0760 324771	WELLENDICHTRING 32X47X7 BSL	SHAFT SEAL RING 32X47X7 BSL	1
19	0770 250021	O-RING 25,00X2,00 SILICON	O-RING 25,00X2,00 SILICON	1
020	580.33.029.014	KETTENRAD 14 Z	ENGINE SPROCKET 14 T	X
020	580.33.029.015	KETTENRAD 15 Z	ENGINE SPROCKET 15 T	X
020	580.33.029.016	KETTENRAD 16 Z	ENGINE SPROCKET 16 T	X
020	580.33.029.017	KETTENRAD 17 Z	ENGINE SPROCKET 17 T	X
20	580.33.029.115	KETTENRAD 15 Z GEDÄMPFT	ENGINE SPROCKET 15 T DAMPED	X
20	580.33.029.116	KETTENRAD 16 Z GEDÄMPFT	ENGINE SPROCKET 16 T DAMPED	X
20	580.33.029.117	KETTENRAD 17 Z GEDÄMPFT	ENGINE SPROCKET 17 T DAMPED	X
21	0770 220010	O-RING 22,00X1,00 NBR 70	O-RING 22,00X1,00 NBR 70	1
22*	590.33.034.044	SCHRAUBE+TELLERFEDER	SCREW+SPRING WASHER	1
24	0125 100003	UNTERLEGSCHIEBE DIN0125-A10,5 NUR FÜR 640 DUKE	WASHER DIN0125-A10,5 ONLY FOR 640 DUKE	1
25	546.33.014.100	DISTANZBÜCHSE 12MM NUR FÜR 640 DUKE	SPACER BUSHING 12 MM ONLY FOR 640 DUKE	1

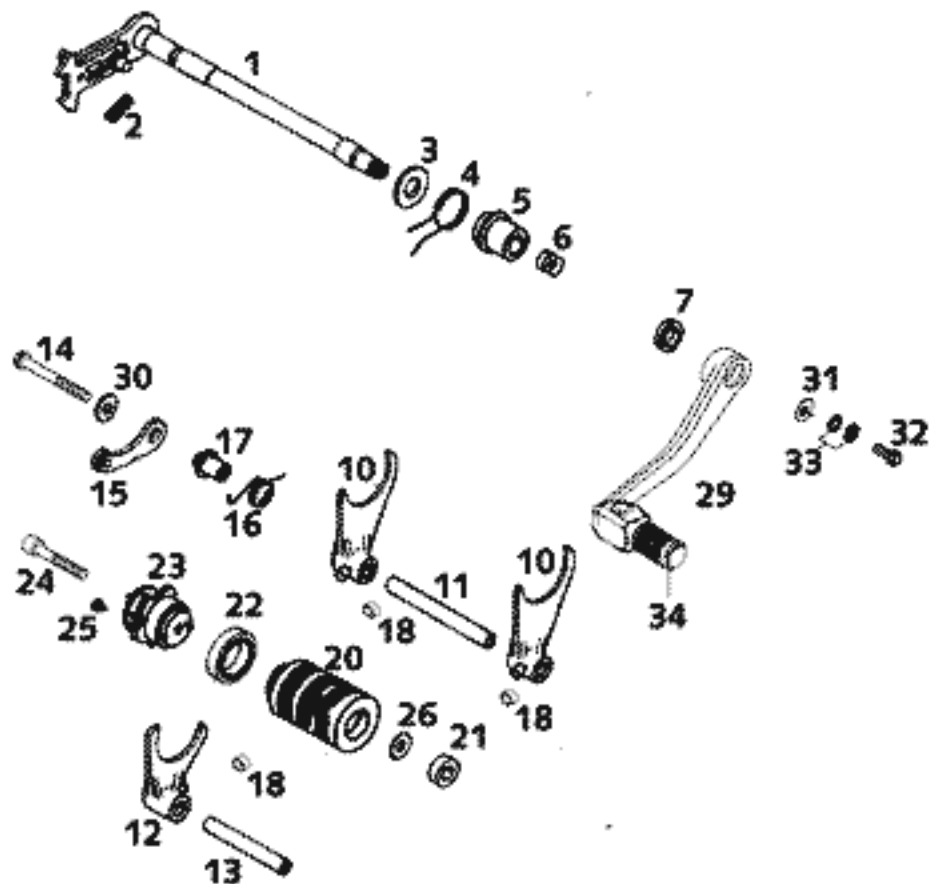


FIG	TEILNR/PARTNR	BEZEICHNUNG	DESCRIPTION	QTY
1	583.34.005.044	SCHALTWELLE KPL. LC4'94	SHIFT SHAFT CPL. LC4'94	1
2	565.34.013.100	SPANNFEDER 0,8MM	SPANNER SPRING 0,8MM	1
3	580.34.010.000	STAHLSCHEIBE 14 X 28 X 2	STEEL WASHER 14 X 28 X 2	1
4	580.34.014.000	RÜCKHOLFFEDER	RETURN SPRING	1
5	583.34.020.000	FEDERHÜLSE	SPRING SLEEVE	1
6	0770 125020	O-RING 12,50X2,00 NBR 70	O-RING 12,50X2,00 NBR 70	3
7	580.33.027.000	V-DICHRING V-14-A	V-SEAL RING V-14-A	1
10	580.34.002.300	SCHALTGABEL 1./4.U.2.GANG '98	SHIFT FORK 1ST/4TH+2ND GEAR'98	2
11	580.34.004.000	SCHALTSCHIENE 1./4. U. 2.GANG	SHIFT RAIL 1ST/4TH + 2ND GEAR	1
12	580.34.001.300	SCHALTGABEL 3./5. GANG '98	SHIFT FORK 3RD/5TH GEAR '98	1
13	580.34.003.000	SCHALTSCHIENE 3./5. GANG	SHIFT RAIL 3RD/5TH GEAR	1
14	0015 060653	SK.BUNDSCHRAUBE M 6X65 SW=8	HH COLLAR SCREW M 6X65 WS=8	1
15	583.34.024.044	ARRETIERHEBEL KPL. '94	LOCKING LEVER CPL. '94	1
16	580.34.023.500	ARRETIERHEBELFEDER	SPRING	1
17	583.34.017.000	ARRETIERFEDERHÜLSE	SPRING SLEEVE	1
18	503.34.018.100	SCHALTROLLE 6X8X5,2 '98	SHIFTING ROLLER 6X8X5,2 '98	3
20	583.34.012.000	SCHALTWALZE STAHL	SHIFT ROLLER STEEL	1
21	0625 006087	RILLENKUGELLAGER 608 2RS C3	GROOVED BALL BEAR. 608 2RS C3	1
22	0625 618050	RILLENKUGELLAGER 61805 C3	BALL BEARING 61805 C3	1
23	584.34.015.044	SCHALTARRETIERUNG KPL. LC4 '98	SHIFT LOCATING DRUM CPL. '98	1
24	0912 060404	ISK.SCHRAUBE DIN0912-M 6X40	AH SCREW DIN0912-M 6X40	1
25	580.34.016.500	SCHALTKNOPF	SHIFT BUTTON	1
26	510.06.097.000	SCHEIBE 6,4X21,8X1MM	WASHER 6,4X21,8X1MM	1
29	584.34.031.144	SCHALTHEBEL KPL. LC4,COMP. '98	SHIFT LEVER CPL. LC4,COMP. '98	1
30	502.32.050.000	STAHLSCHEIBE 6,2 X 18 X 2	WASHER 6,2 X 18 X 2	1
31*	502.32.050.001	STAHLSCHEIBE 6X17X3	STEEL WASHER 6X17X3	1
32	0015 060163	SK.BUNDSCHRAUBE M 6X16 SW=8	HH COLLAR SCREW M 6X16 WS=8	1
33	502.33.041.000	NORDLOCK SCHEIBEN M6 (PAAR)	PAIR OF WASHERS M6 NORDLOCK	1
34	362.05.018.000	TRITTGUMMI	RUBBER	1

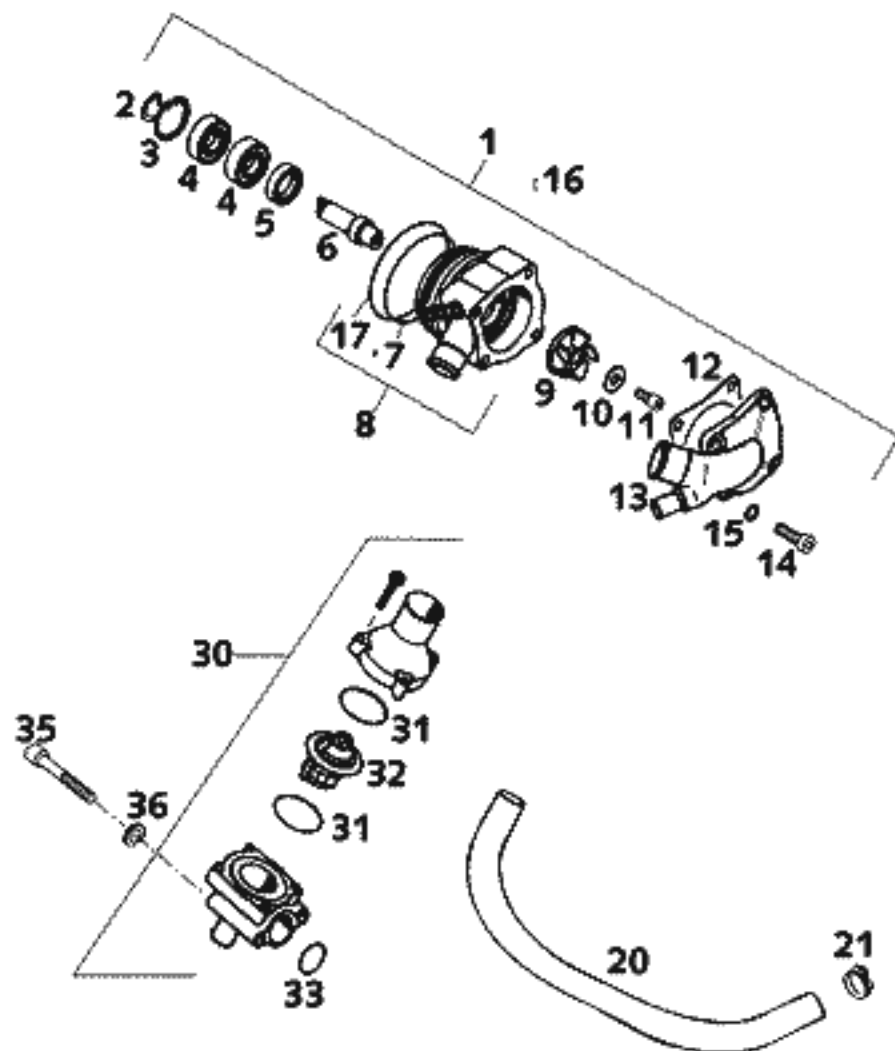


FIG	TEILNR/PARTNR	BEZEICHNUNG	DESCRIPTION	QTY
1	583.35.050.044	WASSERPUMPE MECHANISCH KPL '94	WATER PUMP MECHANIC CPL '94	1
2	0471 120010	SICHERUNGSRING DIND471-12X1	CIRCLIP DIND471-12X1	1
3	0472 280120	SICHERUNGSRING DIND472 28X1,2	CIRCLIP DIND472-28X1,2	1
4	0625 060016	RILLENKUGELLAGER 6001.2RSR C3	GROOVED BALL BEARING 6001.2RSR	2
5	0760 152472	WELLENDICHTRING 15X24X7 A-DUO	SHAFT SEAL RING 15X24X7	1
6	544.35.010.000	WASSERPUMPENWELLE	WATER PUMP SHAFT	1
7	0770 047015	O-RING 47,00X1,50 NBR 70	O-RING 47,00X1,50 NBR 70	1
8	580.35.002.644	WASSERPUMPENGEHÄUSE KPL. 4T '00	WATER PUMP CASE CPL. 4T '00	1
9	565.35.005.300	WASSERPUMPENRAD	WATER PUMP WHEEL	1
10	0021 050003	SCHEIBE DIN9021-A 5,3	WASHER DIN9021-A 5,3	1
11	0912 050123	ISK.SCHRAUBE DIN0912-M 5X12	AH SCREW DIN0912-M 5X12	1
12	565.35.003.300	PUMPENDECKELDICHTUNG	WATER PUMP COVER GASKET	1
13	583.35.001.244	WASSERPUMPENDECKEL LC4 '99	WATER PUMP COVER LC4 '99	1
14	0984 060203	ZYL.SCHRAUBE DIN6912-M 6X20	AH SCREW DIN6912-M 6X20	4
15	0603 061001	CU-DICHTRING DIN7603- 6X10X1	CU-SEAL RING DIN7603- 6X10X1	4
16	0402 025580	NADELROLLE DINS402 NRB 2,5X5,8	NEEDLEROLL DINS402 NRB 2,5X5,8	X
17	0770 049025	O-RING 49,00X2,50 NBR	O-RING 49,00X2,50 NBR	1
20	583.35.025.001	KÜHLERGEWEBESCHLAUCH 12 X 3	RADIATOR HOSE(REENFORCED)12X3	1
21	583.35.099.000	SCHLAUCHBINDER GEMI 10-16	HOSE CLAMP GEMI 10-16	2
30	583.35.013.044	THERMOSTAT KPL. 70 GRAD LC4'94	THERMOSTAT CPL. 70 DG LC4'94	1
31	0770 320020	O-RING 32,00X2,00	O-RING 32,00X2,00	2
32	583.35.017.000	THERMOSTAT 70 GRAD '94	THERMOSTAT 70 DEGREES '94	1
33	0770 021020	O-RING 21,00X2,00 NBR70	O-RING 21,00X2,00 NBR70	1
35	0912 060453	ISK.SCHRAUBE DIN0912-M 6X45	AH SCREW DIN0912-M 6X45	2
36	0125 060003	UNTERLEGSCHERBE DIND125-A 6,4	WASHER DIND125-A 6,4	2

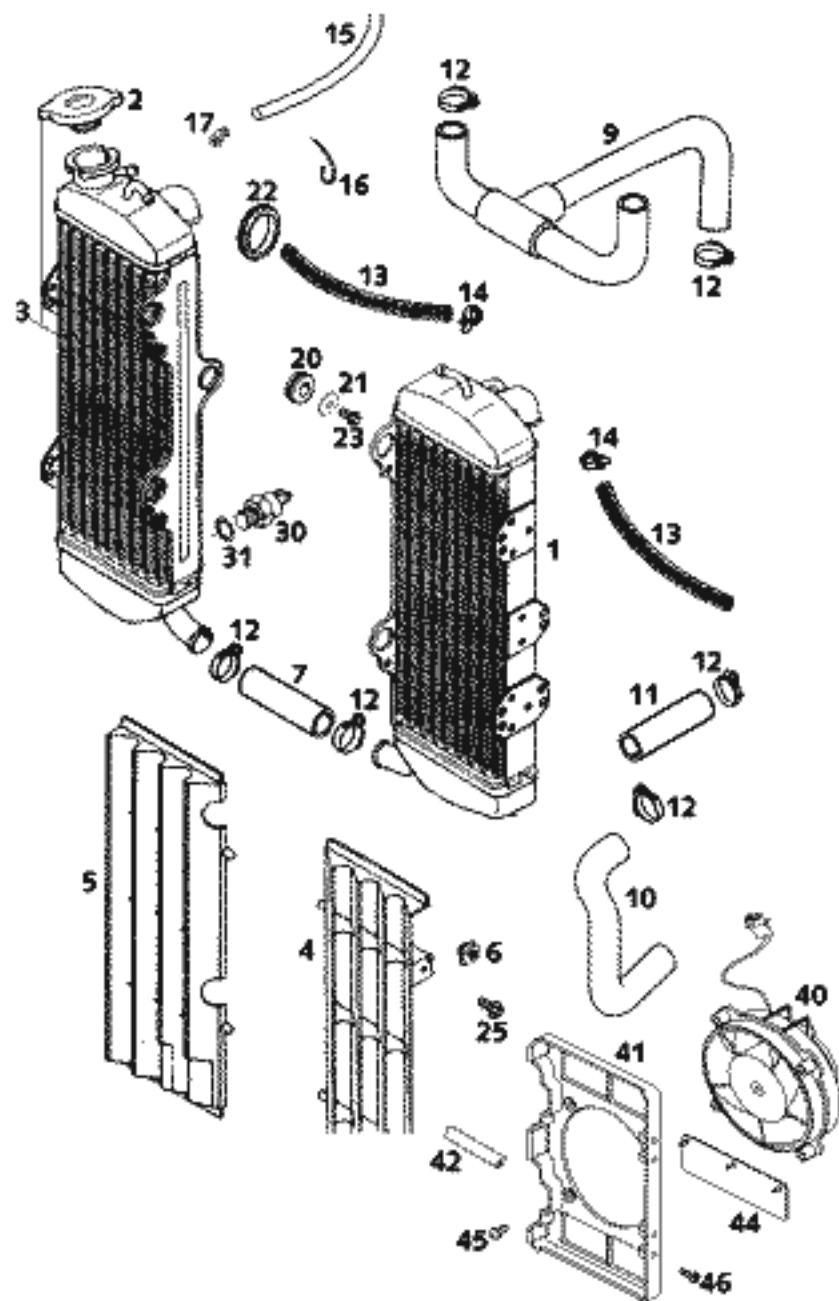


FIG	TEILNR/PARTNR	BEZEICHNUNG	DESCRIPTION	QTY
1	583.35.008.000	KÜHLER LINKS (45246) LC4'94	RADIATOR L/S (45246) LC4'94	1
2	580.35.016.000	KÜHLERVERSCHLUSS KLEIN 1,4 BAR	RADIATOR CAP SMALL 1,4 BAR	1
3	579.35.008.000	KÜHLER RECHTS (45335) LC4 '99	RADIATOR R/S (45335) LC4 '99	1
4	580.35.034.000	KÜHLERSCHUTZ LINKS SCHWARZ	RADIATOR PROTECTOR L/S BLACK	1
4	580.35.034.100	KÜHLERSCHUTZ LI. FARBLOS '96	RADIATOR PROTECT. L/S WHITE'96	X
5	580.35.134.000	KÜHLERSCHUTZ RECHTS SCHWARZ	RADIATOR PROTECTOR R/S BLACK	1
5	580.35.134.100	KÜHLERSCHUTZ RE. FARBLOS '96	RADIATOR PROTECT. R/S WHITE'96	X
6	502.35.033.300	KLIPS-MUTTERNHALTER M6 KP142	SNAP-NUT HOLDER M6 KP142	4
7	565.35.025.001	KÜHLERSCHLAUCH 18X25 PER MET.	RADIATOR HOSE 18X25 PER METER	0,10
9	583.35.026.000	FORMSCHLAUCH LC4'94	PREFORMED HOSE LC4'94	1
10	584.35.025.700	FORMSCHLAUCH 18X25 PUMPE-ZYL.	PREFORMED HOSE 18X25 PUMP-CYL.	1
11	583.35.024.001	KÜHLERSCHLAUCH 20 X 26	RADIATOR HOSE 20 X 26	0,11
12	100.01.020.000	SCHLAUCHKLEMMME GEMI 16/27	HOSE CLAMP GEMI 16/27	9
13	544.35.024.001	ND-SCHLAUCH ID 7,5 PER METER	HOSE ID 7,5 PER METER	0,52
14	502.31.005.000	YDNAC - KLAMMER 10119	HOSE CLAMP YDNAC 10119	4
15	550.07.016.001	SCHLAUCH 7X10 PER METER	PVC-HOSE 7X10 PER METER	0,31
16	440.11.076.200	KABELBAND 200MM	CABLE TIE 200MM	X
17	503.03.089.000	WINKELSTÜCK '97	ANGEL PIECE '97	1
20	410.01.052.000	KABELTÜLLE D=12MM	RUBBER SLEEVE D=12MM	6
21	0021 060003	SCHEIBE DIN9021-A 6,4	WASHER DIN9021-A 6,4	6
22	546.35.022.000	TÜLLE-STEUERKOPF	SLEEVE FOR STEERING HEAD	2
23	0015 060123	SK.BUNDSCHRAUBE M 6X12 SW=8	HH COLLAR SCREW M 6X12 WS=8	6
25	0014 060153	SK.BUNDSCHRAUBE M 6X15 SW=8	HH COLLAR SCREW M 6X15 WS=8	2
30	580.35.045.000	THERMOSCHALTER 80-85 GRAD '94	THERMOSWITCH 80-85 DG '94	1
31	0603 142015	ALU-DICHTRG. DIN7603-14X20X1,5	ALU SEALRING DIN7603-14X20X1,5	1
40	584.35.041.000	LÜFTER KPL. 12V LC4 2000	FAN CPL. 12V LC4 2000	1
41	584.35.044.000	LÜFTERHAUBE LC4 2000	FAN CAP LC4 2000	1
42	583.12.085.100	DICHTUNGSPROFIL F. ABDECKUNG	EDGE PROTECTOR FOR COVER	0,22
44	584.35.044.050	LÜFTERKLAPPE GUMMI LC4 2000	FAN FLAP RUBBER LC4 2000	2
45	0081 500181	EJOT PT SCHRAUBE KA50X18WN1411	EJOT PT SCREW KA 50X18 WN1411	4
46	0017 060203	SONDERSCHRAUBE T60 6X20	SPECIAL SCREW T60 6X20	2

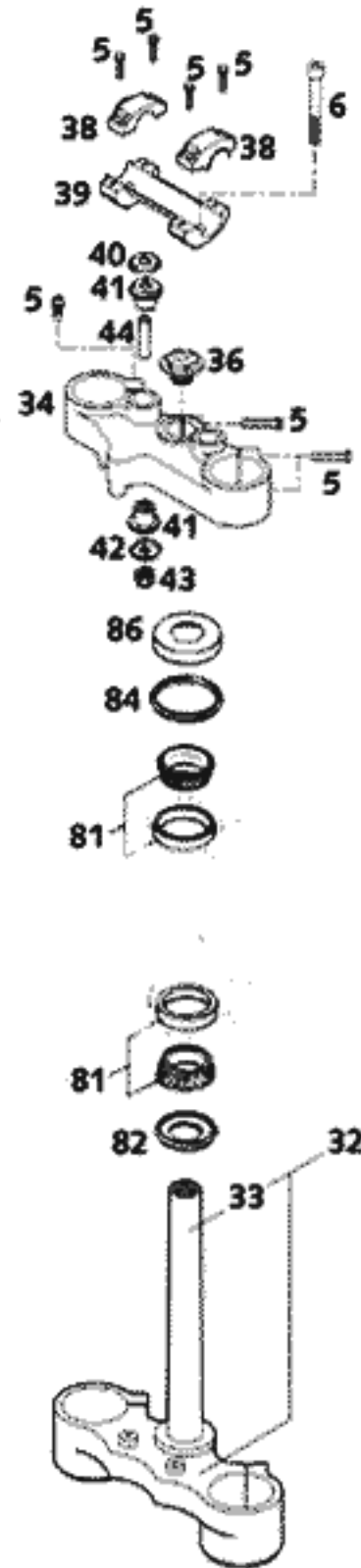
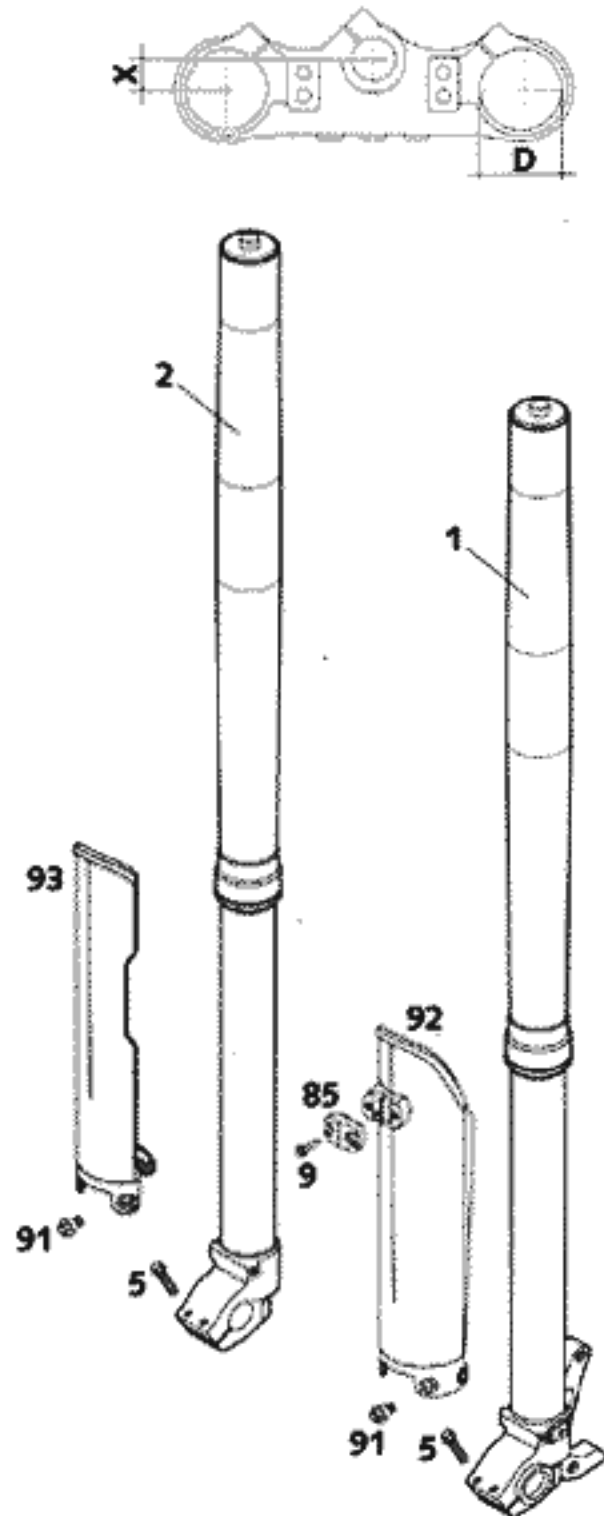


FIG	TEILNR/PARTNR	BEZEICHNUNG	DESCRIPTION	QTY
1*	1418.V704LS	GABELBEIN LI. USD 48 ADV. 2001	FORK LEG L/S USD 48 ADV. 2001	1
2*	1418.V704RS	GABELBEIN RE. USD 48 ADV. 2001	FORK LEG R/S USD 48 ADV. 2001	1
5	0015 080303	SK.BUNDSCHRAUBE M 8X30 SW=10	HH COLLAR SCREW M 8X30 WS=10	13
6*	0984 100703	ZYL.SCHRAUBE DIN6912-M10X70	AH SCREW DIN6912-M10X70	2
9	0017 060203	SONDERSCHRAUBE T60 6X20	SPECIAL SCREW T60 6X20	2
32*	582.01.032.018	GABELBRÜCKE UNTEN KPL.ADV. 01	BOT.TRIPLE CLAMP USD 48 2001	1
33	501.01.033.100	GABELSCHAFTROHR L=244 '91	FORK TUBE L=244 '91	1
34*	584.01.034.218	GABELBRÜCKE OBEN X=18MM/D=54MM	TOP TRIPLE CLAMP X=18MM/D=54MM	1
36	503.01.036.000	STEUERKOPFSCHR. M20X1,5 SW=27	STEER.HEAD SCREW M20X1,5 SW=27	1
38	503.01.038.000	LENKERKLEMMBRÜCKE D=22MM 2001	HANDLEBAR CLAMP D=22MM 2001	2
		250-380 MXC,EXC	250-380 MXC,EXC	
38	590.01.038.200	LENKERKLEMMBRÜCKE D=28MM 2000	HANDLEBAR CLAMP D=28MM 2000	2
		250/380 SX	250/380 SX	
39	590.01.039.000	LENKERAUFNAHME 22MM 2T 2000	HANDLEBAR SUPPORT 22M 2T 2000	1
		250-380 MXC,EXC	250-380 MXC,EXC	
39	590.01.039.100	LENKERAUFNAHME 28MM SC'99	HANDLEBAR SUPPORT 28MM SC'99	1
		250/380 SX	250/380 SX	
40*	564.01.042.000	SCHEIBE 10,5X32X2	WASHER 10,5X32X2	2
41*	564.01.040.000	GUMMIBÜCHSE	RUBBER BUSHING	4
42*	564.01.142.000	SCHEIBE 10,5X31	WASHER 10,5X31	2
43*	0985 100003	SS.MUTTER DIN0985-M10	SELF LOCKING NUT DIN0985-M10	2
44*	564.01.041.100	DISTANZROHR 10,2X12X44	SPACER TUBE 10,2X12X44	2
81	542.01.081.000	KEGELROLLENLAGER STEUERKOPF	TAPERED ROLLER BEARING	2
82	546.01.084.100	O-RINGTRÄGER M. DICHTLIPPE '91	O-RING SUPPORT W. SEALING LIP	1
84	546.01.184.000	STEUERKOPFABDICHTUNG OBEN	STEERING HEAD GASKET TOP	1
85*	582.01.085.000	KLEMME F.TACHOKABEL D=8MM 2001	CLAMP F.SPEED CABLE D=8MM 2001	1
		SCHWARZ	BLACK	
86	542.01.086.000	SCHUTZRING	STEERING HEAD COVER	1
91	590.01.092.050	SONDERSCHRAUBE M6X12,5 SW=8	SPECIAL SCREW M6X12,5 SW=8	6
92*	590.01.092.100	GABELSCHUTZ LINKS SCHWARZ 2001	FORK PROTECTION L/S BLACK 2001	1
93*	590.01.093.100	GABELSCHUTZ RECHTS SCHWA. 2001	FORK PROTECTION R/S BLACK 2001	1

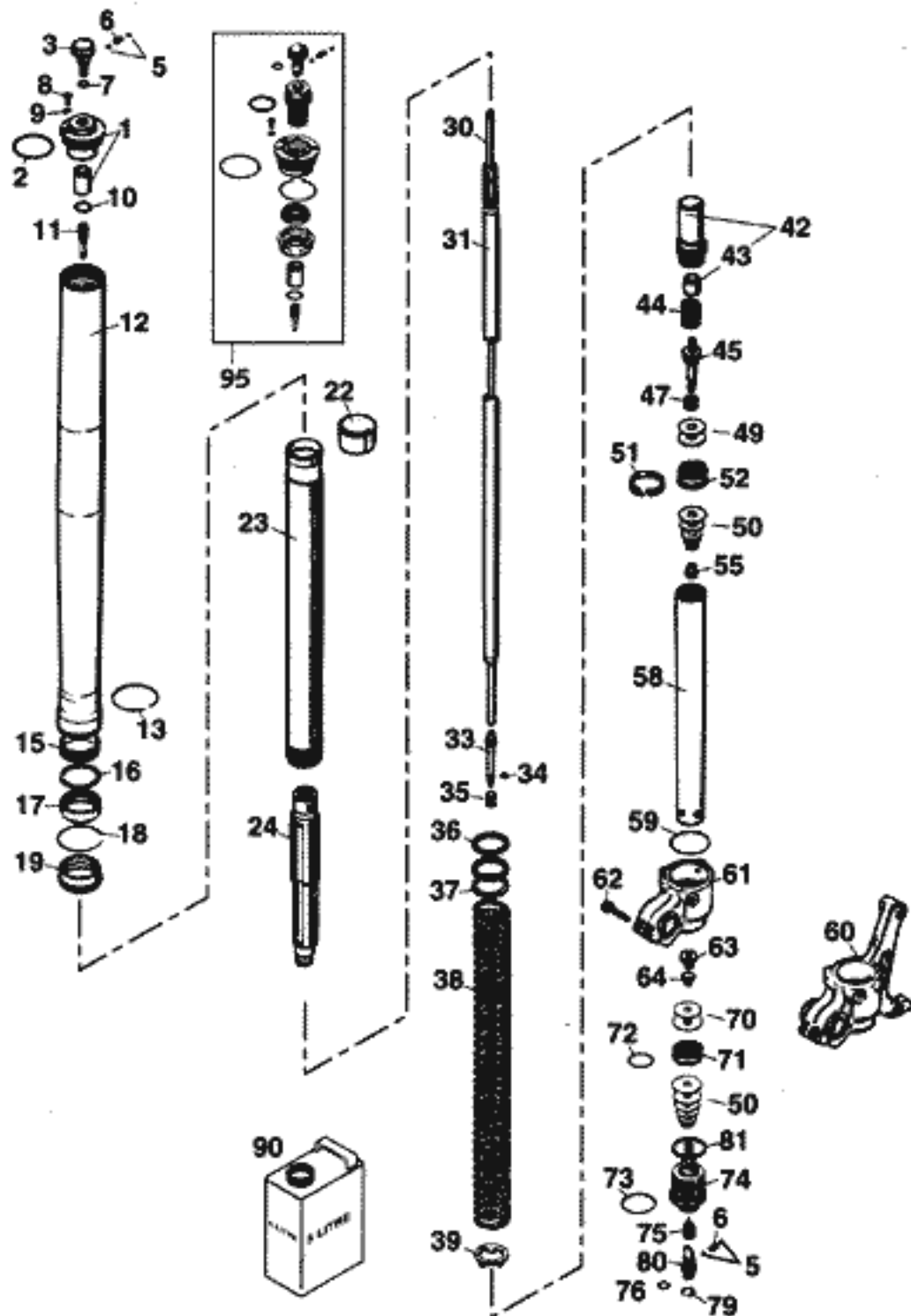


FIG	TEILNR/PARTNR	BEZEICHNUNG	DESCRIPTION	QTY
1	4860.0020S	+ VERSCHL.KAPPE+BÜCHSE M51X1,5	SREW CAP+BUSH M51X1,5	2
2	4681.0016	+ O-RING NBR 48X2	O-RING NBR 48X2	2
3	4860.0018	EINSTELKNOPF ZUGSTUFE	KNOB REBOUNG ADJUSTER	2
5	4054.0603	+ STAHLKUGEL D=3MM	STEEL BALL D=3MM	8
6	4860.0028	+ FEDER D=2,9 L=7,9	SPRING D=2,9 L=7,9	4
7	4860.0044	+ O-RING NBR 6X1,5	O-RING NBR 6X1,5	2
8	4860.0058	+ ENTLÜFTUNGSSCHRAUBE M4X6	VENT SCREW M4X6	2
9	4860.0009	+ O-RING NBR 3,7X1,6	O-RING NBR 3,7X1,6	2
10	4860.0043	+ O-RING NBR 12X1,5	O-RING NBR 12X1,5	2
11	4860.0019	HALTER F. EINSTELLROHR D=4MM	HOLDER F.ADJUSTMENT TUBE D=4MM	2
12*	4860.0001	AUSSENROHR L=577MM D=54/60MM	OUTER TUBE L=577MM D=54/60MM	2
13*	4860.0016	FÜHRUNGSRING D=58MM	GUIDING RING D=58MM	2
15*	4860.0007	FÜHRUNGSBÜCHSE 48 X 52 X 20	DU-BUSH 48 X 52 X 20	2
16*	4860.0013	TRÄGERRING 50 X 57,6 X 1,5	SUPPORT RING 50 X 57,6 X 1,5	2
17*	4860.0057	ÖLDICHTRING 48 X 57,7 X 9,5	OIL SEAL RING 48 X 57,7 X 9,5	2
18*	4860.0070	SICHERUNGSRING SB58	LOCK WASHER SB58	2
19*	4860.0040	STAUBKAPPE D=48MM	DUST STRIPPER D=48MM	2
22*	4860.0008	FÜHRUNGSBÜCHSE 47 X 49 X 20	DU-BUSH 47 X 49 X 20	2
23*	4860.0002	GABELHOLM D=48MM L=590MM	INNER TUBE D=48MM L=590MM	2
24*	4860.0155S	HYDR.STOP L=200MM D=31,8 KPL.	HYDR.STOP L=200MM D=31,8 KPL.	2
30	4860.0014	+ EINSTELLROHR L=512MM	ADJUSTMENT TUBE L=512MM	2
31	4860.0023	+ KOLBENS.D=14MM L=546MM M11X1	PISTONROD D=14MM L=546MM M11X1	2
33	4860.0003	+ NADEL ZUGSTUFE	REBOUND NEEDLE	2
34	4860.0046	+ O-RING NBR 3X1,5	O-RING NBR 3X1,5	2
35	4860.0033	+ FEDER ZUGSTUFENNADEL C=4N/MM	SPRING REBOUND NEEDLE C=4N/MM	2
36	4860.0036	+ VORSPANNBÜCHSE 42X26,5X2,5	SPACER 42X26,5X2,5	X
36	4860.0037	+ VORSPANNBÜCHSE 42X26,5X5	SPACER 42X26,5X5	X
37	4860.0039	+ RING 26,5X42X1,5	RING 26,5X42X1,5	2
38*	9141.0008	FEDER 4,8 N/MM SET D=5,25MM	SPRING 4,8N/MM SET D=5,25MM	1
39*	4860.0021	FEDERAUFLAGE 26,2 X 43 X 3	INTERM. RING 26,2 X 43 X 3	2
42	4357.0132S	+ SCHRAUBBÜCHSE M29,3X1+BÜCHSE	SCREW SLEEVE M29,3X1+BUSH	2
43	4681.0651	+ FÜHRUNGSBÜCHSE 14X16X12	DU-BUSH 14X16X12	2
44	4860.0015	FEDER ZUGST. D=14,6MM L=22MM	REBOUND SPRING D=14,6MM L=22MM	2
45	4860.0025	AUFNAHME FÜR ZUGSTUFE	TAP REBOUND	2
47	4860.0059	FEDER VENTIL D=0,25	SPRING CHECK VALVE D=0,25	2
49	4860.0062	KONTROLLVENTIL 8X24X0,1	CHECK VALVE 8X24X0,1	8

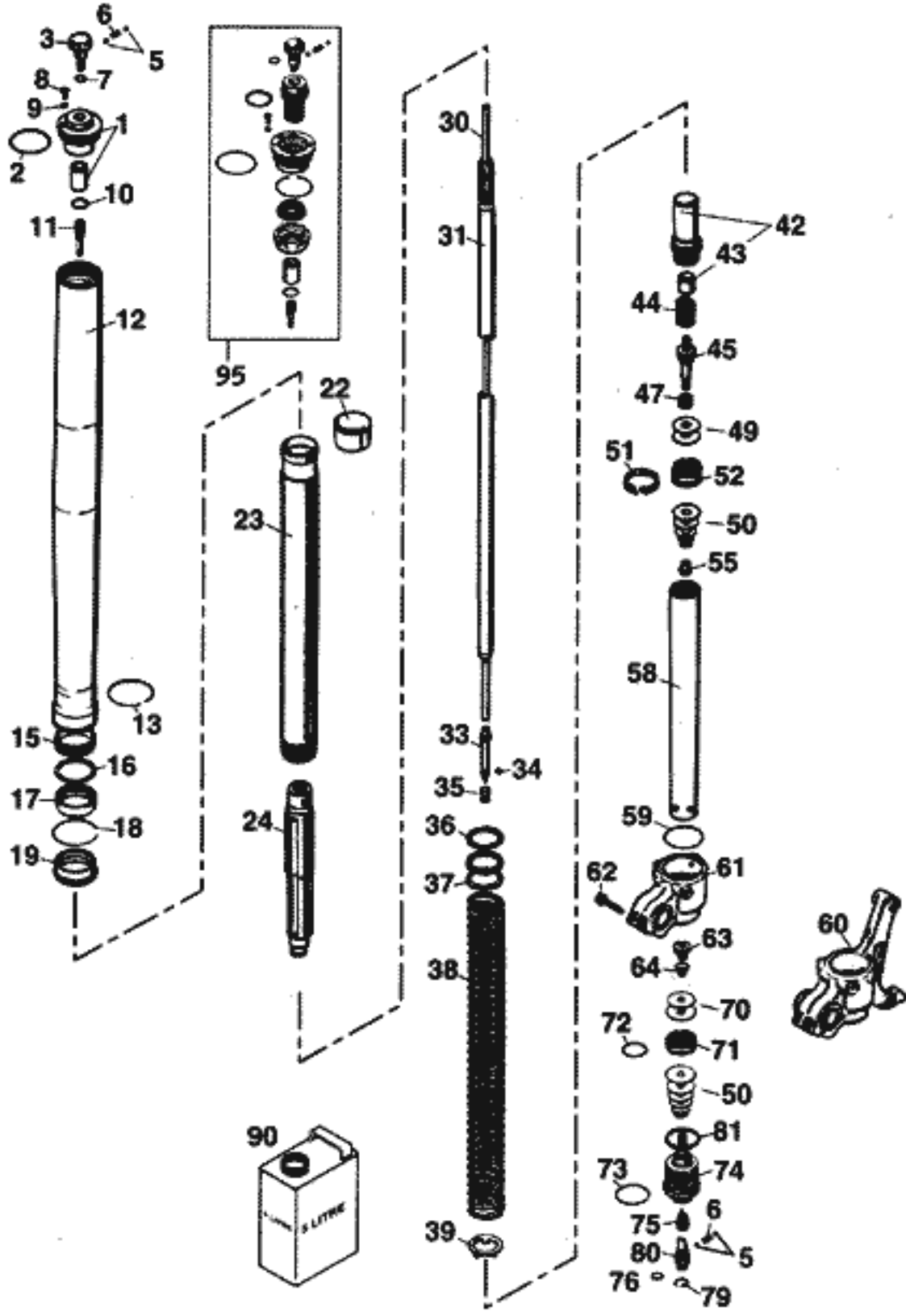


FIG	TEILNR/PARTNR	BEZEICHNUNG	DESCRIPTION	QTY
50*	4860.0116	+ SCHEIBE 6X24X0,1 DELTA	SHIM 6X24X0,1 DELTA	X
50	4054.0401	SCHEIBE 6X14X0,1	SHIM 6X14X0,1	X
50	4054.0402	+ SCHEIBE 6X16X0,1	SHIM 6X16X0,1	X
50	4054.0403	+ SCHEIBE 6X18X0,1	SHIM 6X18X0,1	X
50	4054.1402	+ SCHEIBE 6X11X0,2	SHIM 6X11X0,2	X
50	4054.0405	SCHEIBE 6X14X0,15	SHIM 6X14X0,15	X
50	4054.0406	SCHEIBE 6X16X0,15	SHIM 6X16X0,15	X
50	4054.0414	SCHEIBE 6X16X0,25	SHIM 6X16X0,25	X
50	4054.0447	+ SCHEIBE 6X10X0,3	SHIM 6X10X0,3	X
50	4860.0063	SCHEIBE 6X24X0,1	SHIM 6X24X0,1	X
50	4860.0064	SCHEIBE 6X22X0,1	SHIM 6X22X0,1	X
50	4860.0065	+ SCHEIBE 6X20X0,1	SHIM 6X20X0,1	X
50	4054.0415	+ SCHEIBE 6X18X0,25	SHIM 6X18X0,25	X
51	4860.0060	KOLBENRING 5X1X84	PISTON RING 5X1X84	2
52	4860.0042	KOLBEN ZUGSTUFE	PISTON REBOUND	2
55	4054.0486	MUTTER M6X0,5 ZUGSTUFE	NUT M6X0,5 REBOUND	2
58	4860.0081	+ ROHR 29,3X1X390 D=8,5MM	TUBE 29,3X1X390 D=8,5MM	2
59*	4860.0048	O-RING NBR 46 X 2	O-RING NBR 46 X 2	2
60	4357.0159	+ GABELFAUST LI. RALLYE 2000	AXLE CLAMP L/S RALLYE 2000	1
61	4357.0158	+ GABELFAUST RE. RALLYE 2000	AXLE CLAMP R/S RALLYE 2000	1
62	5060.0061	SK BUNDSCHRAUBE M 8X30	HH COLLAR SCREW M 8X30	4
63	4054.1241	MUTTER VENTIL M6X0,5	CHECK VALVE NUT M6X0,5	2
64	4054.1278	FEDER VENTIL D=0,5MM	SPRING CHECK VALVE D=0,5MM	2
70	4860.0061	KONTROLLVENTIL 8X24X0,4	CHECK VALVE 8X24X0,4	2
71	4860.0047	KOLBEN DRUCKSTUFE	PISTON COMPRESSION	2
72	4681.1499	O-RING NBR 21X2	O-RING NBR 21X2	2
73	3548.0320	O-RING NBR 24X2	O-RING NBR 24X2	2
74	4860.0027S	AUFNAHME FÜR DRUCKSTUFE	TAP COMPRESSION	2
75	4860.0035	+ NADEL DRUCKSTUFE M10X1	NEEDLE COMPRESSION M10X1	2
76	4860.0049	+ O-RING NBR 8X2	O-RING NBR 8X2	2
79	4860.0051	+ SICHERUNGSRING RB12	LOCK WASHER RB12	2
80	4860.0034	+ EINSTELLSCHRAUBE DRUCKSTUFE	COMPRESSION ADJ. SCREW	2
81	4860.0004	CU-SCHEIBE 29,5X33,5X1	COPPER WASHER 29,5X33,5X1	2
90	4054.0882	GABELÖL REZ 71 SAE 5	FORKOIL REZ 71 SAE 5	1

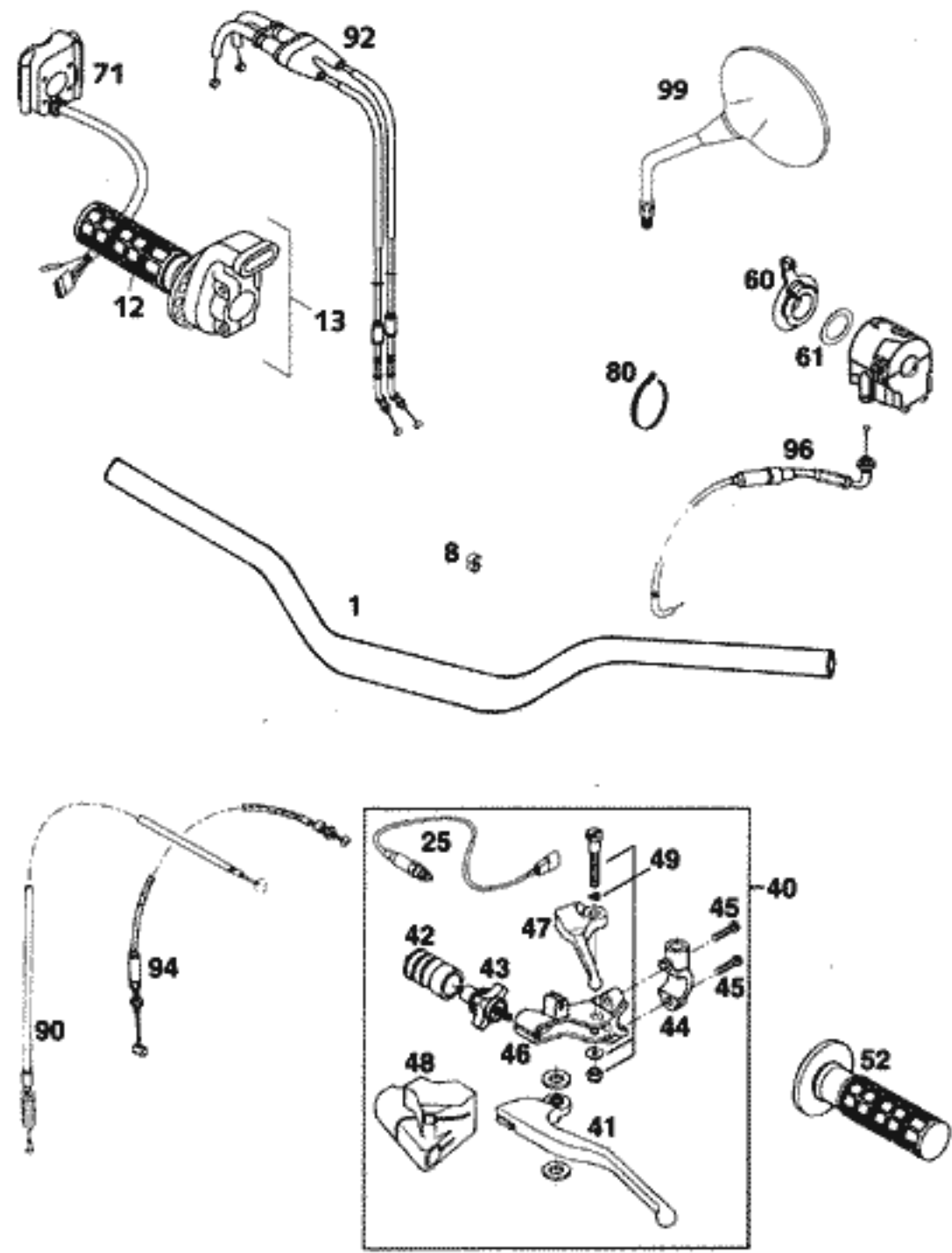


FIG	TEILNR/PARTNR	BEZEICHNUNG	DESCRIPTION	QTY
1	583.02.001.300	ALU-LENKER SX,SC,ADVENTURE'97	ALU-HANDLEBAR SX,SC,ADVENT.'97	1
8	550.11.022.000	ABSTANDHALTER D=6/8MM,SCHWARZ	CLAMP 8/8MM	X
12	583.02.003.000	DREHGRIFFÜBERZUG DOMINO	TWIST GRIP COVER DOMINO	1
13*	587.02.010.044	GASDREHGRIF KPL. DOM.MIK. 00	THROTTLE GRIP CPL. DOM.MIK. 00	1
25	584.11.049.000	KUPPLUNGSSCHALTER '96	CLUTCH SWITCH '96	1
40	584.02.040.100	KUPPLUNGSHABEL KPL. DOMINO '97	CLUTCH LEVER CPL. DOMINO '97	1
41	584.02.042.000	KUPPLUNGSHABEL LOSE SILBER '97	CLUTCH LEVER LOOSE SILVER '97	1
42	583.02.126.000	FALTENBALG KUPPLUNGSHABEL '95	CLUTCH LEVER BOOT '95	1
43	583.02.043.000	STELLSCHRAUBE KPL. M7	ADJUSTMENT SCREW CPL.M7	1
44	583.02.044.000	KLEMMSCHELLE SPIEGEL M10X1,25	CLAMP MIRROR M10X1,25	1
45	0015 060253	SK.BUNDSCHRAUBE M 6X25 SW=8	HH COLLAR SCREW M 6X25 WS=8	2
46	584.02.041.000	GELENKSTÜCK DOMINO '96	JOINT (PIVOT) DOMINO '96	1
47	583.02.047.000	DEKOHEBEL LOSE	DECOMPRESSION LEVER LOOSE	1
48	584.02.048.000	SCHUTZKAPPE '96	PLASTIC COVER '96	1
49	583.02.049.000	HEBELSCHRAUBE KPL.	LEVER SCREW CPL.	1
52	583.02.052.000	FESTGRIF DOMINO '93	FIXED GRIP DOMINO '93	1
60	583.02.050.100	CHOCKEHEBEL DOMINO '94	CHOKE LEVER DOMINO '94	1
61	0988 253505	PASSSCHEIBE DIN0988-25X35X0,5	THRUST WASH. DIN0988-25X35X0,5	1
71*	582.11.074.100	START NOT AUS DOMINO ADV. 01 SYMBOLE WEISS	START-STOP OFF DOMINO AD'01 SYMBOLS WHITE	1
80	440.11.076.100	KABELBAND 100MM	CABLE TIE 100MM	X
—	440.11.076.200	KABELBAND 200MM	CABLE TIE 200MM	X
90	584.02.090.000	KUPPLUNGSEIL 4T L=1115MM '99	CLUTCH CABLE 4T L=1115MM '99	1
92*	584.02.091.600	GASSEIL "AUF-ZU" KPL. LC4 2000	THROTT.CABLE "OPEN-CLOSE" 2000	1
94	583.02.094.200	HANDDEKOSEIL L=693,5MM LC4'99	DECOMPR. CABLE L=693,5 LC4 '99	1
96	584.02.095.000	KALTSTARTSEIL F. MIKUNI LC4'98	CHOKE CABLE FOR MIKUNI LC4 '98	1
99*	584.12.040.100	RÜCKBLICKSP.LI.+RE. LC4 2001	REAR MIRROR L/S+R/S LC4 2001	2

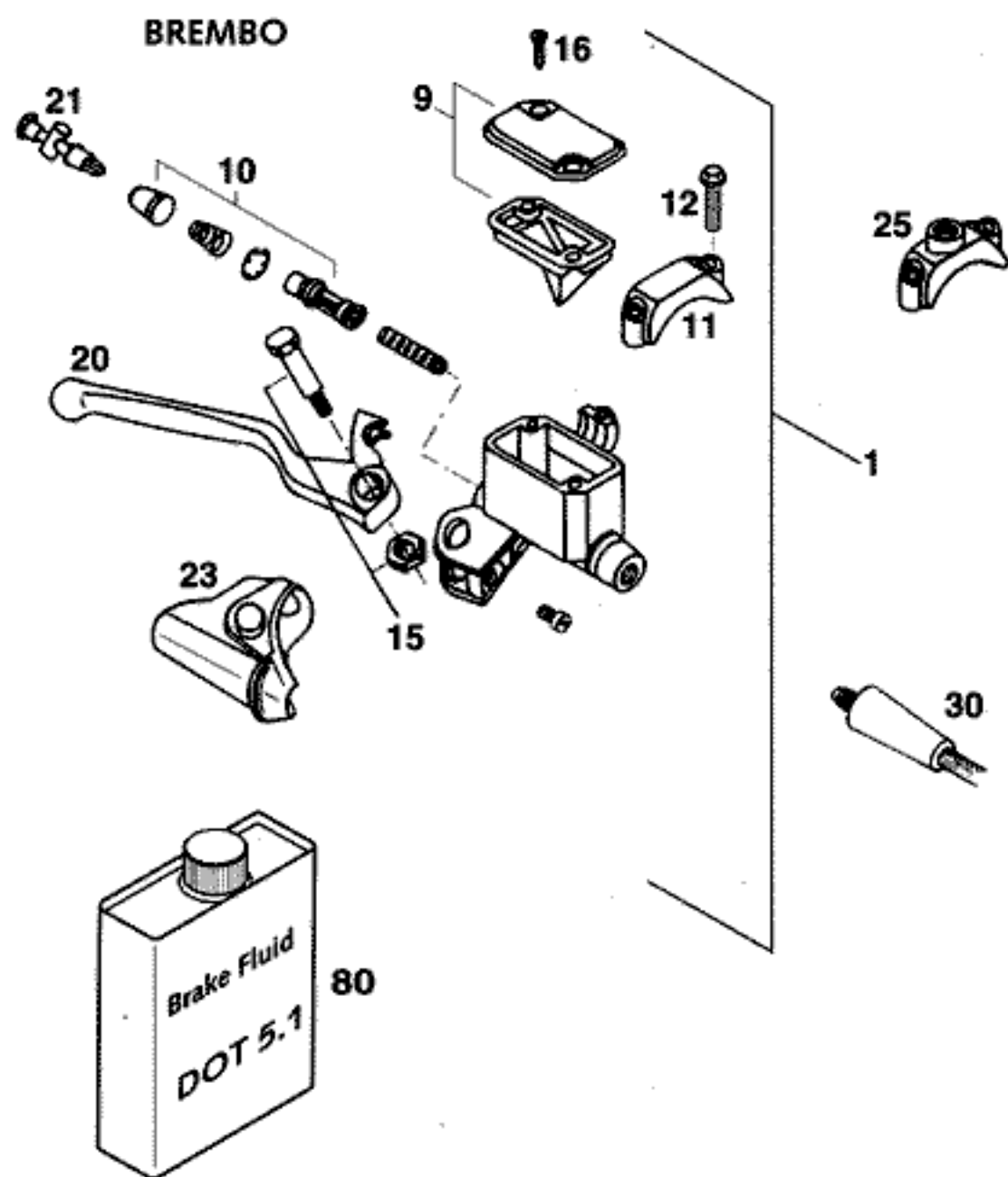


FIG	TEILNR/PARTNR	BEZEICHNUNG	DESCRIPTION	QTY
1*	584.13.001.000	HANDBREMSZYLINDER SCHWARZ 2000 D=11MM	HAND BRAKE CYLINDER BLACK 2000 D=11MM	1
9	502.13.012.000	DECKEL KPL.	COVER CPL.	1
10	502.13.050.000	REPSATZ KOLBEN 11MM	REPAIR KIT PISTON 11MM	1
11	544.13.011.000	SCHELLE BREMBO	CLAMP BREMBO	1
12	0015 060253	SK.BUNDSCHRAUBE M 6X25 SW=8	HH COLLAR SCREW M 6X25 WS=8	2
15	502.13.015.000	HEBELSCHRAUBE KPL.	LEVER SCREW CPL.	1
16	0965 050163	SENKSCHRAUBE DIN0965-M 5X16	FLAT HEAD SCREW DIN0965-M 5X16	2
20	502.13.020.000	HANDBREMSHEBEL LOSE BREMBO'94	HAND BRAKE LEVER LOOSE BREM'94	1
21	502.13.021.000	STELLSCHRAUBE KPL.	ADJUSTING SCREW CPL.	1
23	502.13.023.000	SCHUTZKAPPE BREMBO'94	PROTECTION CAP BREMBO'94	1
25	580.12.040.150	KLEMMSCHELLE FÜR SPIEGEL '94	CLAMP FOR MIRROR '94	1
30*	584.13.011.200	BREMSSCHL.VO.L=1225MM LC4 2000	BRAKEHOSE FR.L=1225MM LC4 2000	1
80	306054	BREMMSFLÜSSIGKEIT DOT 5.1	BRAKE FLUID DOT 5.1	1

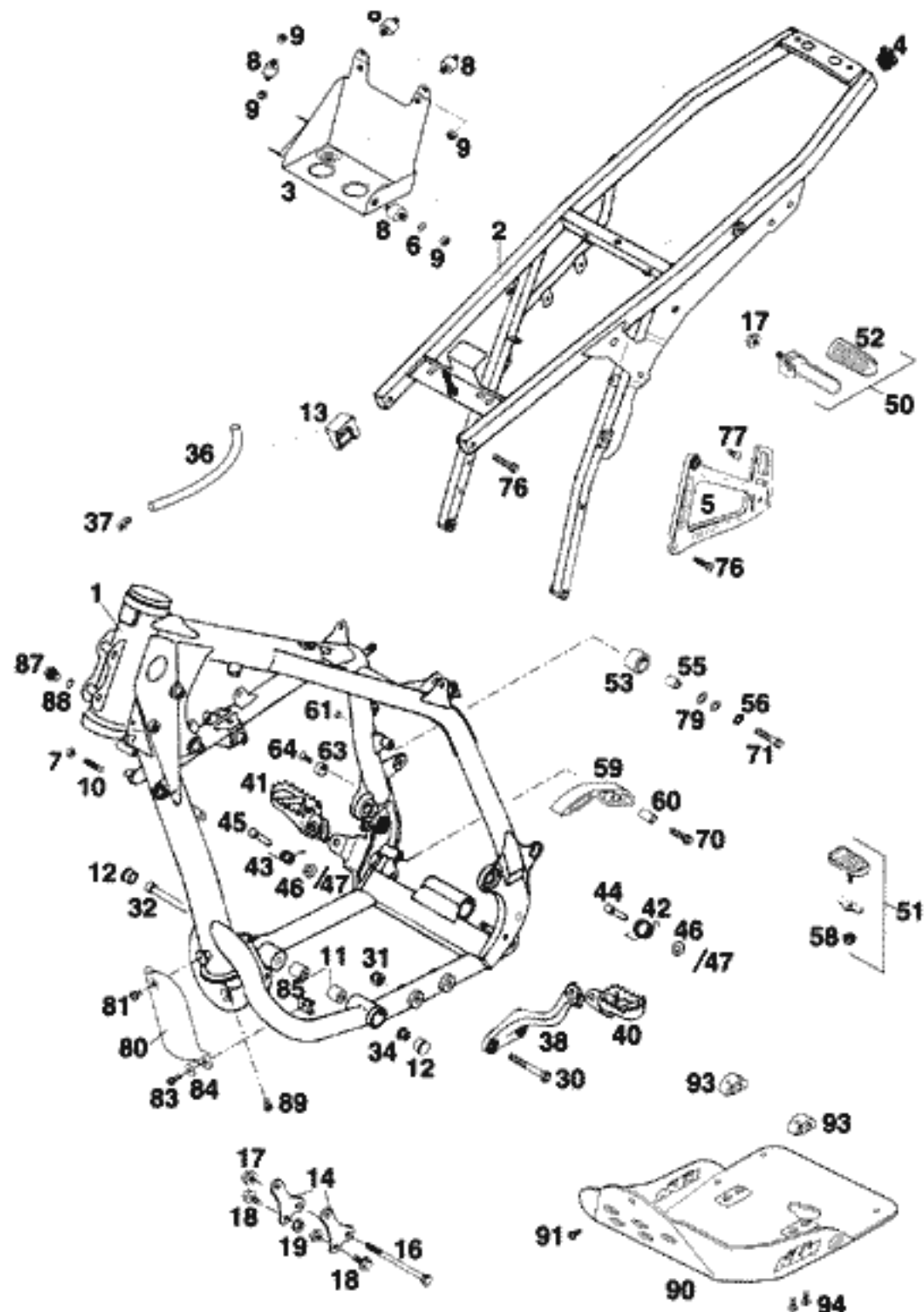


FIG	TEILNR/PARTNR	BEZEICHNUNG	DESCRIPTION	QTY
1	582.03.001.300	RAHMEN M.ÖLRES.ADV.SILBER 2001 MIT LAGER FÜR ANLENKUNG	FRAME W.OILRES.ADV.SILVER 2001 WITH BEARINGS FOR LINKING	1
2*	584.03.002.300/90	AUSLEGER KPL.STAHL SILBER 2000	SUBFRAME CPL STEEL SILVER 2000	1
3	584.03.002.270	HALTEBLECH F. BATTERIE LC4 '99	BRACKET F. BATTERY LC4 '99	1
4	583.03.002.090	VERSCHLUSSTOPFEN 12 X 17 MM	PLUG 12 X 17 MM	2
5*	581.03.003.200/90	FUßRAST.TRÄGER HI.LI.SILB.2000	FOOTRESTBRACK. REAR L/S SILVER	1
-*	581.03.004.200/90	FUßRAST.TRÄGER HI.RE.SILB.2000	FOOTRESTBRACK. REAR R/S SILVER	1
6	0137 060000	FEDERSCHEIBE DIN0137-B 6	SPRING WASHER DIN0137-B 6	1
7*	0934 080003	SK.MUTTER DIN0934-M 8	HEXAGON NUT DIN0934-M 8	2
8	584.03.002.010	SILENTBLOCK 20X15-M6X8-(2)	RUBBER GROMMET 20X15-M6X8MM	4
9	0985 060003	SS.MUTTER DIN0985-M 6	SELF LOCK. NUT DIN0985-M 6	5
10*	590.01.037.000	ANSCHLAGSCHRAUBE M8X26 SW=10	SPECIAL SCREW M8X26 WS=10	2
11	580.03.012.000	DISTANZROLLE 10,3X20X22	SPACER ROLLER 10,3X20X22	X
12	710.01.012.100	PVC ABSCHLUSSKAPPE D=22MM	PVC CAP D=22MM	2
13	583.07.015.000	TANKAUFLAGE '93	TANK SUPPORT '93	2
14	583.03.055.000	MOTORAUFHÄNGUNG AGW '94	ENGINE SUPPORT AGW '94	2
16	0931 101103	SK.SCHRAUBE DIN0931-M10X110	HH SCREW DIN0931-M10X110	1
17	490.09.082.000	STOVERFLANSCHMUTTER M10 FK10	SELF LOCKING NUT M10 WS=17	3
18	491.09.481.052	SK.BUNDSCHRAUBE M 8X16	HH COLLAR SCREW M 8X16	4
19	543.10.086.200	STOVER-FLANSCHMUTTER M8 10.9	SELF LOCKING NUT M8 10.9	4
30	0931 100603	SK.SCHRAUBE DIN0931-M10X60	HH SCREW DIN0931-M10X60	2
31	0985 100003	SS.MUTTER DIN0985-M10	SELF LOCKING NUT DIN0985-M10	2
32	0912 101603	ISK.SCHRAUBE DIN0912-M10X160	AH SCREW DIN0912-M10X160	1
34	546.30.044.000	BUNDMUTTER M10 SW=13	COLLAR NUT M10 WS=13	1
36	550.07.016.001	SCHLAUCH 7X10 PER METER	PVC-HOSE 7X10 PER METER	0,3
37	503.03.089.000	WINKELSTÜCK '97	ANGEL PIECE '97	1
38	583.03.038.000	FUSSRASTENTRÄGER LINKS '93	FOOTREST BRACKET L/S '93	1
40*	583.03.040.000/90	FUSSRASTE LINKS SILBER '99	FOOTREST L/S SILVER '99	1
41*	546.03.140.000/90	FUSSRASTE RECHTS SILBER '98	FOOT REST R/S SILVER '98	1
42	583.03.041.000	FUSSRASTENFEDER LINKS '93	FOOTREST SPRING L/S '93	1
43	546.03.041.000	FUSSRASTENFEDER LINKS & RECHTS	FOOTREST SPRING L/S & R/S	1
44	583.03.044.000	BOLZEN FÜR FUSSRASTER 9,8 X 43	BOLT FOR FOOTREST 9,8 X 43	1
45	546.03.044.000	BOLZEN FÜR FUSSRASTER 9,8 X 50	BOLT FOR FOOTREST 9,8 X 50	1
46	0125 100003	UNTERLEGSCHIEBE DIN0125-A10,5	WASHER DIN0125-A10,5	2
47	0094 032253	SPLINT DIN0094-3,2X25 STAHL	PIN DIN0094-3,2X25 STEEL	2
50	583.03.050.044	FUSSRASTE HINTEN LINKS KPL.'95	FOOTREST REAR L/S CPL. '95	1

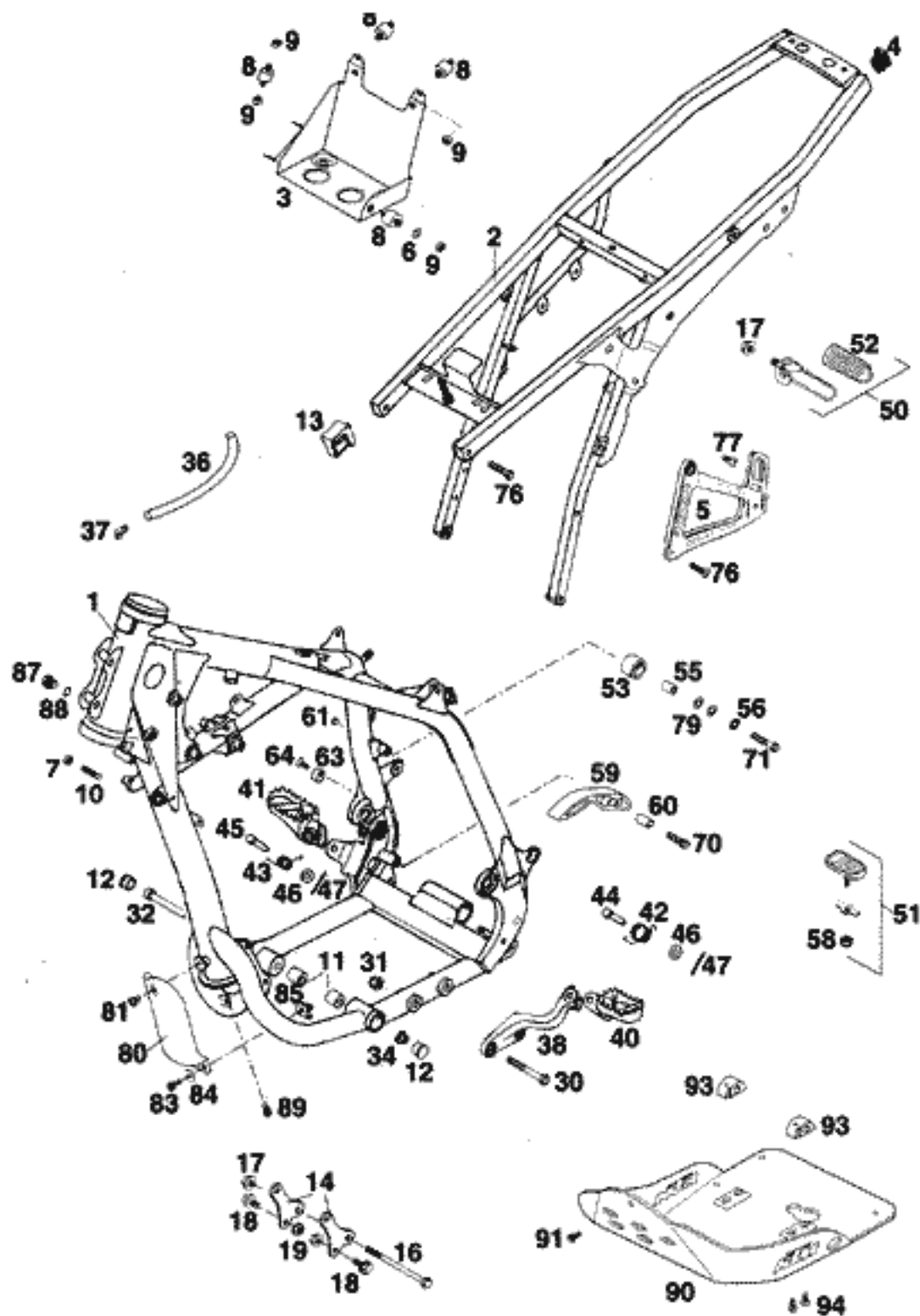
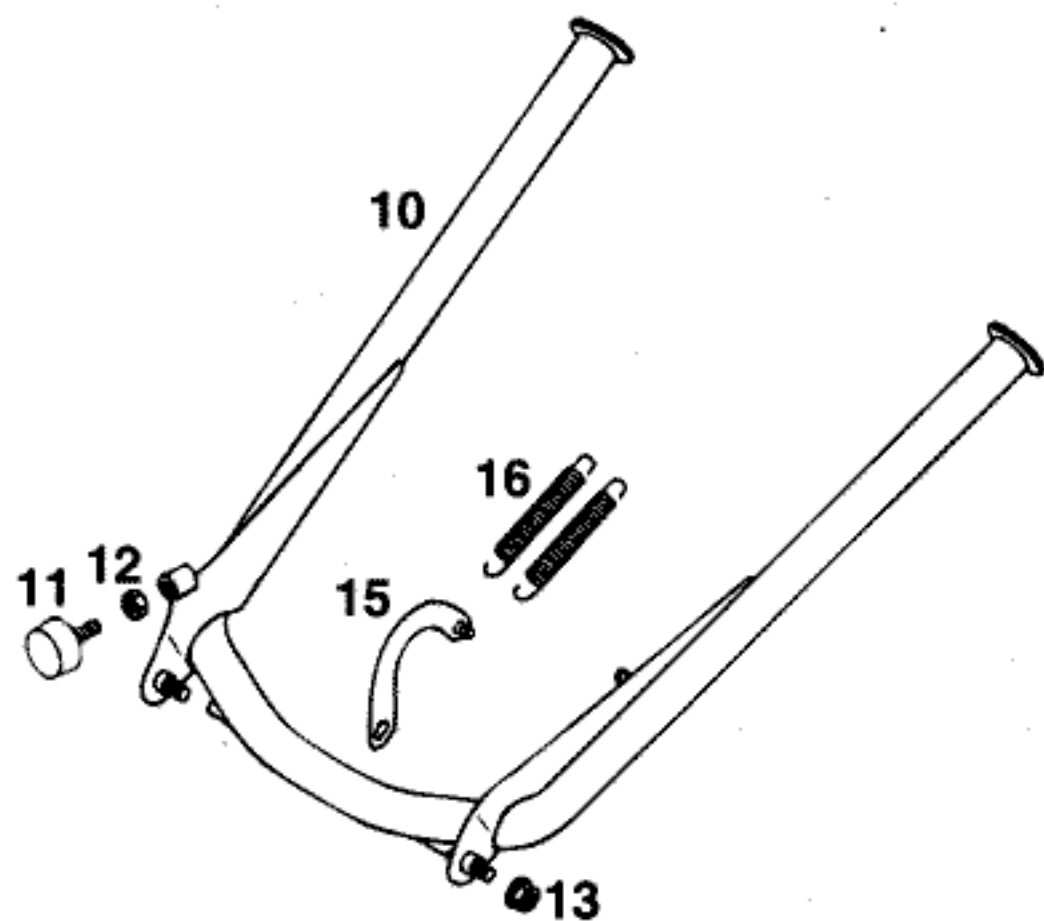


FIG	TEILNR/PARTNR	BEZEICHNUNG	DESCRIPTION	QTY
—	583.03.150.044	FUSSRASTE HINTEN RECHTS KPL'95	FOOT REST REAR R/S CPL.'95	1
51	583.03.045.044	FUßRASTENGUMMI KPL. '94	FOOTREST RUBBER CPL. '94	2
52	583.03.051.000	FUSSRASTENGUMMI LI&RE DUKE'95	FOOTREST RUBBER L/S&R/S DUKE95	2
53	584.03.060.000	KETTENROLLE 12X28X22 '98	CHAIN ROLL 12X28X22 '98	1
55	584.03.060.065	BÜCHSE KETTENROLLE 8X12X23 '98	BUSH CHAIN ROLL 8X12X23 '98	1
56	360 030140	SCHNORR-SICHERUNGSSCHEIBE 8MM	LOCK WASHER 8MM	1
58	0985 060003	SS.MUTTER DIN0985-M 6	SELF LOCK. NUT DIN0985-M 6	2
59	511.03.053.000	KETTENGLEITSTÜCK UNTEN '97	CHAIN SLIDING PIECE BELOW '97	1
60	511.03.053.051	BÜCHSE 8,2X10X20	BUSHING 8,2X10X20	1
61	544.03.135.000	VERSCHLUSSPFROPFEN SFL10	PLASTIC CAP SFL10	1
63	583.03.063.000	BREMSEBELANNSCHLAG '93	BRAKE LEVER STOP '93	1
64	0991 060203	SENKSCHRAUBE DIN7991-M 6X20	FLAT HEAD SCREW DIN7991-M 6X20	1
70	0015 080303	SK.BUNDSCHRAUBE M 8X30 SW=10	HH COLLAR SCREW M 8X30 WS=10	1
71	0015 080453	SK.BUNDSCHRAUBE M 8X45 SW=10	HH COLLAR SCREW M 8X45 WS=10	1
76	545.10.052.100	KETTENRADSCHR.-ISK M8X26 10.9	SPROCKET SCREW-AH M8X26 10.9	2
77	546.10.052.000	KETTENRADSCHRAUBE-ISK M 8X20	SPROCKET SCREW-AH M 8X20	2
79	0125 080003	UNTERLEGSCHLEIBE DIN0125-A 8,4	WASHER DIN0125-A 8,4	2
80	583.03.010.000	ABDECKUNG FÜR ÖLFILTER '94	COVER OIL FILTER '94	X
81	0014 060103	SK.BUNDSCHRAUBE M 6X10 SW=8	HH COLLAR SCREW M 6X10 WS=8	X
83	0015 060163	SK.BUNDSCHRAUBE M 6X16 SW=8	HH COLLAR SCREW M 6X16 WS=8	X
84	0021 060003	SCHEIBE DIN9021-A 6,4	WASHER DIN9021-A 6,4	X
85	546.03.048.100	MEHRBEREICHBLECHMUTTER M6	RANGE CHANGE METAL NUT M6	X
87	0910 100003	VERSCHL.SCHR.DIN0910-M10X1	PLUG DIN0910-M10X1	1
88	580.38.022.900	CU-FÜLLRING 10 X 14 X 1,5	CU-SEAL RING 10 X 14 X 1,5	1
89*	0912 060106	ISK.SCHR. DIN0912-M 6X10 10.9	AH SCREW DIN0912-M 6X10 10.9	1
90	584.12.099.000	MOTORSCHUTZ LIMITED EDITION'97	ENGINE PROTECT. LIM.EDITION'97	1
91	0014 060103	SK.BUNDSCHRAUBE M 6X10 SW=8	HH COLLAR SCREW M 6X10 WS=8	1
93	580.03.012.200	MOTORSCHUTZHALTERUNG RE. '97	ENGINE PROTECTOR BRACKET '97	2
94	0014 060153	SK.BUNDSCHRAUBE M 6X15 SW=8	HH COLLAR SCREW M 6X15 WS=8	4

FIG	TEILNR/PARTNR	BEZEICHNUNG	DESCRIPTION	QTY
10	575.03.022.000/90	MITTELSTÄNDER 378MM SILB. 2000	CENTER STAND 378MM SILVER 2000	1
11	583.03.070.000	ANSCHLAGGUMMI M8	STOP RUBBER M8	1
12	0934 080003	SK.MUTTER DIN0934-M 8	HEXAGON NUT DIN0934-M 8	1
13*	543.10.086.200	STOVER-FLANSCHMUTTER M8 10.9	SELF LOCKING NUT M8 10.9	2
15	583.03.027.000	FEDERBÜGEL '93	SPRINGBOW '93	1
16	100.03.021.000	STÄNDERFEDER KURZ	STAND SPRING SHORT	2



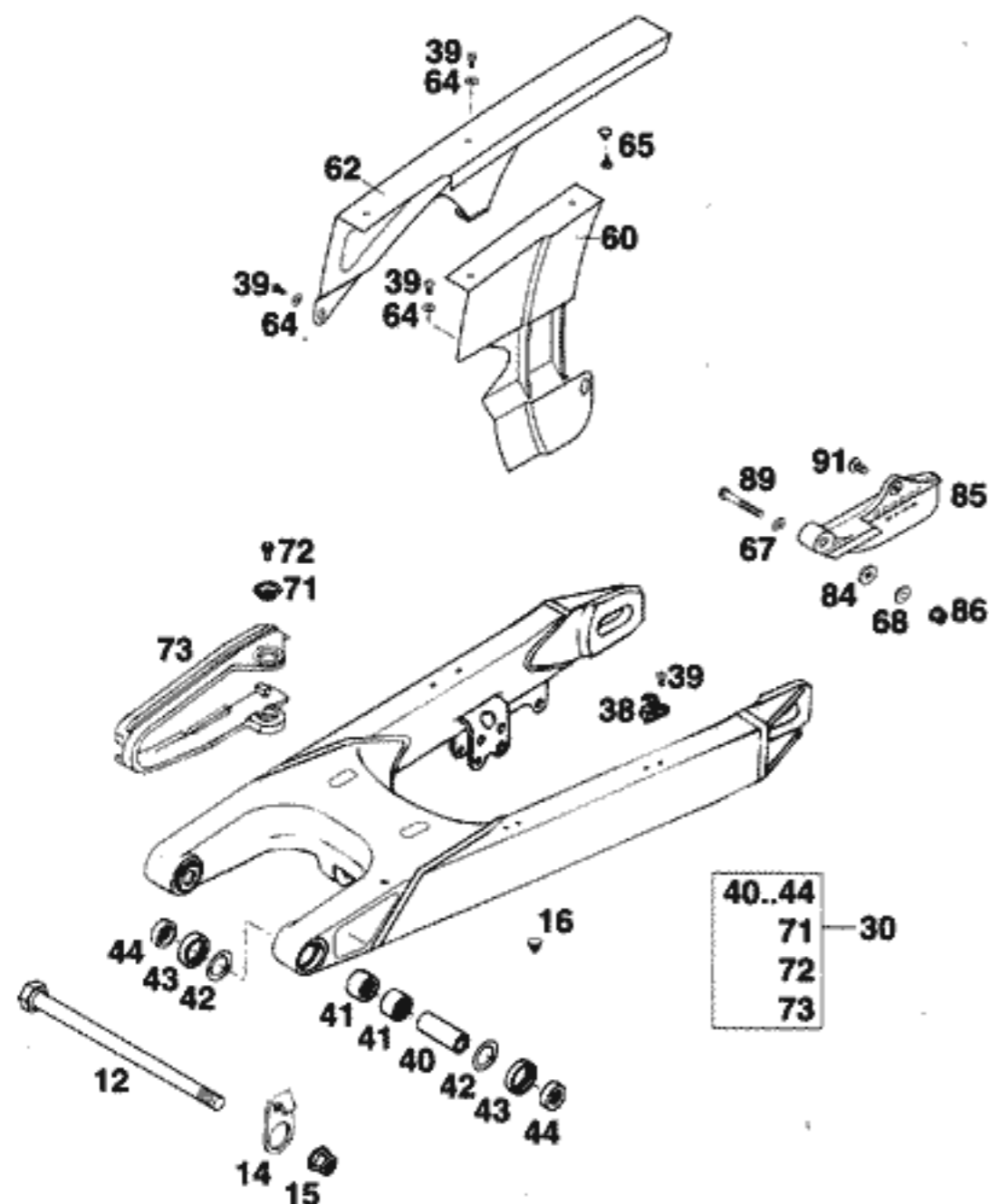


FIG	TEILNR/PARTNR	BEZEICHNUNG	DESCRIPTION	QTY
12	546.03.014.000	SCHWINGARMBOLZEN 15X250	SWINGARM BOLT 15X250	1
14	502.30.211.000	BREMSSCHLAUCHFÜHRUNG '89	BRAKE HOSE GUIDE '89	1
15	546.03.015.000	STOPPMUTTER M14X1,5 SW=19	SELF LOCKING NUT M14X1,5 WS=19	1
16	544.03.135.000	VERSCHLUSSPFROPFEN SFL10	PLASTIC CAP SFL10	X
30*	584.04.030.044	SCHWINGARM KPL. L=567MM 2001	SWINGARM CPL. L=567MM 2001	1
38	546.11.076.100	HALTESCHELLE FÜR BREMSSCHL.'96	RETAIN.CLAMP FOR BRAKE HOSE'96	2
39	0010 050103	GEW.FURCHSCHRAUBE M 5,0X10	SPECIAL SCREW M 5,0X10	5
40	502.03.081.700	LAGERHÜLSE 15X20X38,75	BEARING SLEEVE 15X20X38,7	2
41*	590.04.031.000	NADELHÜLSE HK2012V	NEEDLE BUSH HK2012V	4
42*	590.04.033.000	ANLAUFSCH. 22,2X31,7X0,8 2000	STOP DISK 22,2X31,7X0,8 2000	2
43	0760 253270	WELLENDICHTRING 25X32X7	SHAFT SEAL RING 25X32X7	4
44	546.03.090.000	TASSE FÜR WELLENDICHTR. 15X25X9	BUCKET F.SHAFTSEALRING 15X25X9	4
60	583.07.060.000	KETTENSCHUTZ KLEIN '96	CHAINGUARD SMALL '96	1
62	583.07.060.150	KETTENSCHUTZ GROSS '97	CHAINGUARD LARGE '97	1
64	0125 050003	UNTERLEGSCHIEBE DIN0125-A 5,0	WASHER DIN0125-A 5,0	3
65	200.12.062.055	HOHLNIET 2-TLG.	HOLLOW RIVET TWO PARTS	2
67	0125 060003	UNTERLEGSCHIEBE DIN0125-A 6,4	WASHER DIN0125-A 6,4	1
68	584.04.060.050	SCHEIBE KETTENSCH. 6,5X10X16X6	WASHER CHAINGUARD 6,5X10X16X6	1
71	722.10.079.000	STÜTZSCHALE	BUCKET	2
72	0015 060103	SK.BUNDSCHRAUBE M 6X10 SW=8	HH COLLAR SCREW M 6X10 WS=8	2
73	583.07.073.000	KETTENGLEITSCHUTZ DUKE'94	CHAIN SLIDING GUARD DUKE'94	1
84	502.32.050.001	STAHLSCHEIBE 6X17X3	STEEL WASHER 6X17X3	1
85	584.04.070.000	KETTENFÜHRUNG KPL. HI. LC4 '98	CHAIN GUIDE CPL. REAR LC4 '98	1
86	565.09.064.100	STOVER-FLANSCHMUTTER M6 10.9	SELF LOCKING NUT M6 10.9	1
89	0015 060503	SK.BUNDSCHRAUBE M 6X50 SW=8	HH COLLAR SCREW M 6X50 WS=8	1
91	0014 060103	SK.BUNDSCHRAUBE M 6X10 SW=8	HH COLLAR SCREW M 6X10 WS=8	1

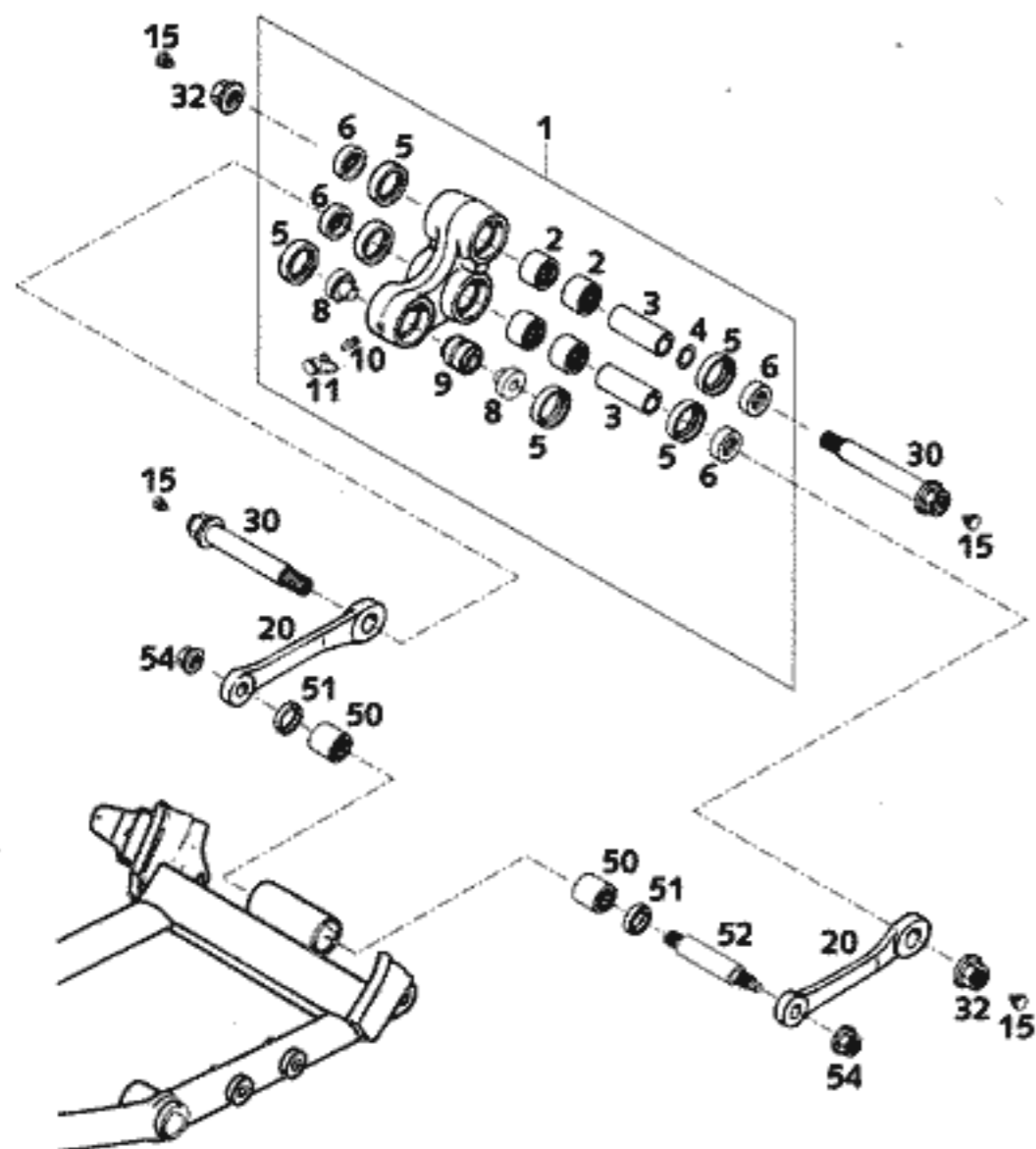


FIG	TEILNR/PARTNR	BEZEICHNUNG	DESCRIPTION	QTY
1	583.03.080.244	WINKELH.KPL.GESCHMIEDET LC4'99	ROCKER ARM CPL. FORGED LC4 '99	1
2	546.03.097.000	NADELHÜLSE HK 2016	NEEDLE BUSH HK 2016	4
3	546.03.081.000	LAGERHÜLSE 15 X 20 X 48	BEARING SLEEVE 15 X 20 X 48	2
4	546.03.090.010	STAHLSCHEIBE 15,2X19X0,1	STEEL WASHER 15,2X19X0,1	X
-	546.03.090.020	STAHLSCHEIBE 15,2X19X0,2	STEEL WASHER 15,2X19X0,2	X
-	546.03.090.030	STAHLSCHEIBE 15,2X19X0,3	STEEL WASHER 15,2X19X0,3	X
5	0760 253270	WELLENDICHTRING 25X32X7	SHAFT SEAL RING 25X32X7	6
6	583.03.090.000	TASSE F. WELLENDICHTR. 15X25X11	SPAC.F.SHAFT SEALRING 15X25X11	4
8	583.03.085.100	BUNDBÜCHSE FÜR GELENKLAGER '95	BUSHING FOR BEARING LINK '95	2
9	542.03.083.050	GELENKLAGER 12X25X22 (16-1061)	LINK BEARING 12X25X22(16-1061)	1
10	720.03.035.000	SCHMIERNIPPEL M6 GERADE	GREASE FITTING M6 STRAIGHT	1
11	530.03.099.000	SCHUTZKAPPE MIT SCHLAUFE ROT	CAP WITH LOOP RED	1
15	544.03.135.000	VERSCHLUSSPFROPFEN SFL10	PLASTIC CAP SFL10	4
20	583.03.083.000	VERBINDUNGSSTANGE L=127MM '93	LINKAGE ARM L=127MM '93	2
30	546.03.182.044	BOLZEN KPL. 15X98MM / M14X1,5	BOLT CPL. 15X98MM / M14X1,5	2
32	546.03.015.000	STOPPMUTTER M14X1,5 SW=19	SELF LOCKING NUT M14X1,5 WS=19	2
50	565.03.195.100	NADELLAGER HK 1816	NEEDLE BEARING HK 1816	2
51	0760 182442	WELLENDICHTRING 18X24X4	SHAFT SEAL RING 18X24X4	2
52	583.03.084.100	LAGERBOLZ.VERBINDUNGSSTANGE'96	BEARING BOLT CONNECTING ROD'96	1
54	491.03.415.000	STOV.FLA.MUTTER M12X1,75 SW19	SELF LOCK. NUT M12X1,75 WS=17	2

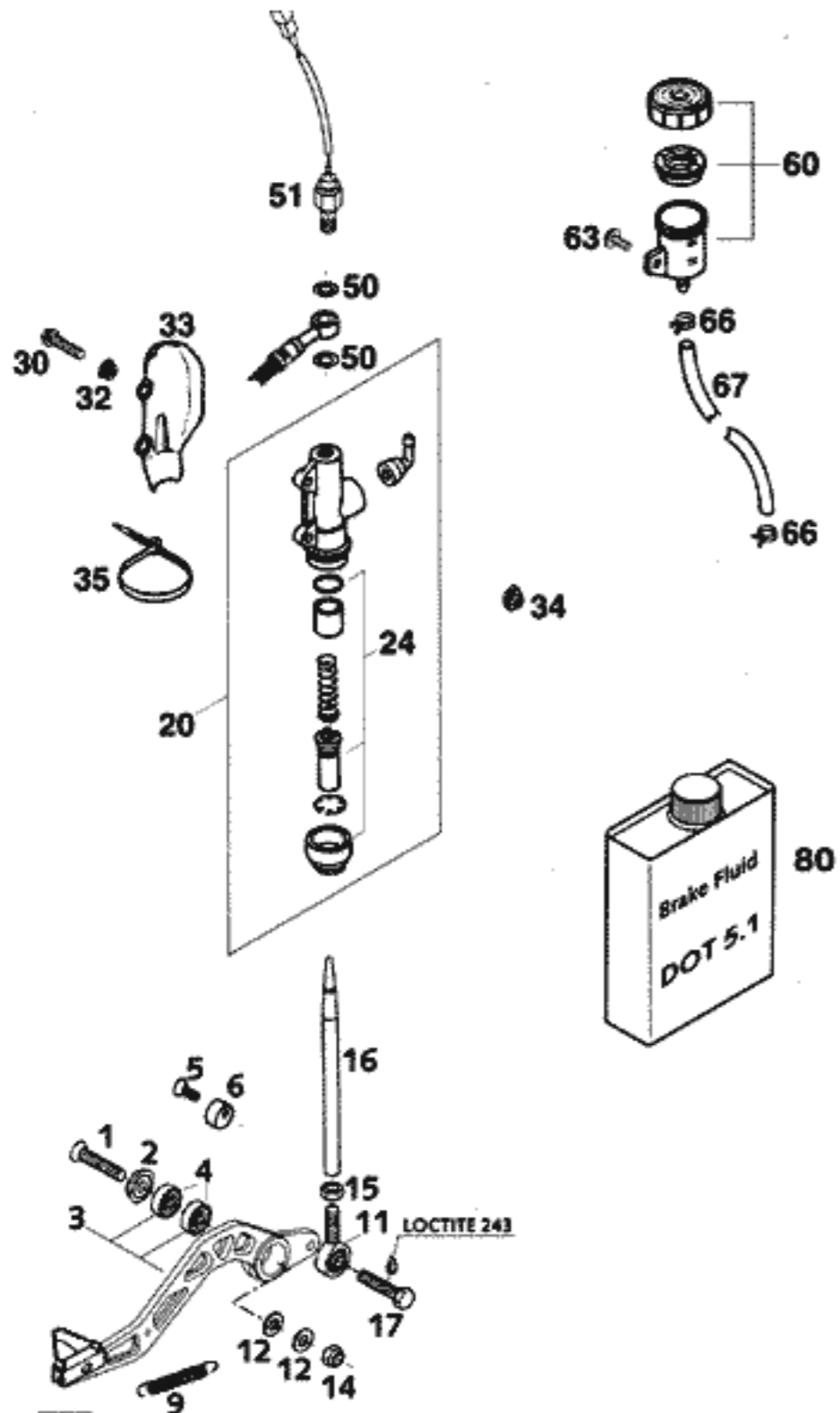
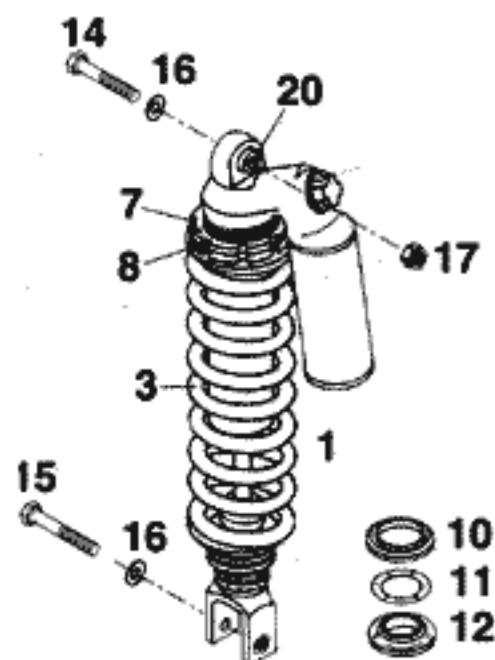


FIG	TEILNR/PARTNR	BEZEICHNUNG	DESCRIPTION	QTY
1	0991 080353	SENKSCHRAUBE DIN7991-M 8X35	FLAT HEAD SCREW DIN7991-M 8X35	1
2	583.03.061.000	FASONSCHIEBE ALU 8 X 24 MM	SPECIAL WASHER ALU 8 X 24 MM	1
3*	584.03.070.044	FUSSBREMSHEBEL KPL. LC4 2001	FOOT BRAKE LEVER KPL. LC4 2001	1
4	0625 006087	RILLENKUGELLAGER 608 2RS C3	GROOVED BALL BEAR. 608 2RS C3	2
5	0991 060203	SENKSCHRAUBE DIN7991-M 6X20	FLAT HEAD SCREW DIN7991-M 6X20	1
6	583.03.063.000	BREMSHEBELANSCHLAG '93	BRAKE LEVER STOP '93	1
9	130.03.062.000	RÜCKHOLFEDER	RETURN SPRING	1
11	583.03.062.000	GELENKKOPF M8 B=12MM '93	HEIM JOINT M8 W=12MM '93	1
12	0125 080003	UNTERLEGSCHIEBE DIN0125-A 8,4	WASHER DIN0125-A 8,4	2
14	0985 080003	SS.MUTTER DIN0985-M 8	SELF LOCKING NUT DIN0985-M 8	1
15	0934 080003	SK.MUTTER DIN0934-M 8	HEXAGON NUT DIN0934-M 8	1
16	583.03.068.100	DRUCKSTANGE ALU L=178MM '93	PUSH ROD ALU L=178MM '93	1
17	0933 080223	SK.SCHRAUBE DIN0933-M 8X22 8.8	HH SCREW DIN0933-M 8X22 8.8	1
20	545.13.101.044	HAUPTBREMSZYLINDER '89	MAIN BRAKE CYLINDER '89	1
24	545.13.150.000	REP.SATZ KOLBEN 13MM	REPAIR KIT PISTON 13MM	1
30	0015 060253	SK.BUNDSCHRAUBE M 6X25 SW=8	HH COLLAR SCREW M 6X25 WS=8	2
32	502.13.161.000	BUNDBÜCHSE	COLLAR BUSHING	2
33	545.13.038.000	BREMSZYLINDERSCHUTZ "BREMBO"	BRAKE CYL. PROTECTOR "BREMBO"	1
34	502.35.033.300	KLIPS-MUTTERNHALTER M6 KP142	SNAP-NUT HOLDER M6 KP142	2
35	440.11.076.305	KABELBAND 290MM	CABLE TIE 290MM	1
50	420.13.226.000	CU-DICHRING DIN7603-10X16X1	CU-SEAL RING DIN7603-10X16X1	2
51	503.11.051.100	BREMSLICHTSCHALTER HINTEN '98	BRAKE LIGHT SWITCH REAR '98	1
60	545.13.030.044	BREMSFLÜSSIGKEITSRESERVOIR '89	BRAKE FLUID RESERVOIR '89	1
63	0014 060103	SK.BUNDSCHRAUBE M 6X10 SW=8	HH COLLAR SCREW M 6X10 WS=8	1
66	580.07.017.000	YDNAC KLAMMER 10101 (9MM)	YDNAC CLAMP 10101 (9MM)	2
67	580.07.016.101	SCHLAUCH FÜR RESERVOIR 6X1,5	HOSE FOR RESERVOIR 6X1,5	0,1
80	306054	BREMSFLÜSSIGKEIT DOT 5.1	BRAKE FLUID DOT 5.1	1



FEDER / SPRING / RESSORT

Weich / soft / douce  66-260

Hart / hard / dure  70-260

FIG	TEILNR/PARTNR	BEZEICHNUNG	DESCRIPTION	QTY
1*	0118.V710	MONOSHOCK WP LC4 2001	MONOSHOCK WP LC4 2001	1
3	583.04.011.066	+ FEDER WP 66-260	SPRING WP 66-260	X
3	583.04.011.070	+ FEDER WP 70-260	SPRING WP 70-260	1
7	542.04.109.000	KONTERMUTTER	COUNTER NUT	1
8	542.04.009.000	EINSTELLMUTTER	ADJUSTING NUT	1
10	583.04.017.000	RING FÜR MONOSHOCK	RING FOR SHOCK ABSORBER	1
11	583.04.090.000	O-RING 32 X 8	O-RING 32 X 8	1
12	583.04.018.000	O-RING TRÄGER 14MM HOCH	O-RING CARRIER 14MM HIGH	1
14	565.03.086.000	SONDERSCHRAUBE M10X47 10.9	SPECIAL SCREW M10X47 10.9	1
15	565.03.093.000	SONDERSCHRAUBE M10X55 10.9	SPECIAL SCREW M10X55 10.9	1
16	0125 100003	UNTERLEGSCHIBE DIN0125-A10,5	WASHER DIN0125-A10,5	2
17	543.10.086.100	SS.MUTTER M10 CU SW=14	SELF LOCKING NUT M10 CU WS=14	1
20	542.04.020.100	+ BUCHSE KPL. D=24MM B=24MM	BUSHING CPL. D=24MM B=24MM	1

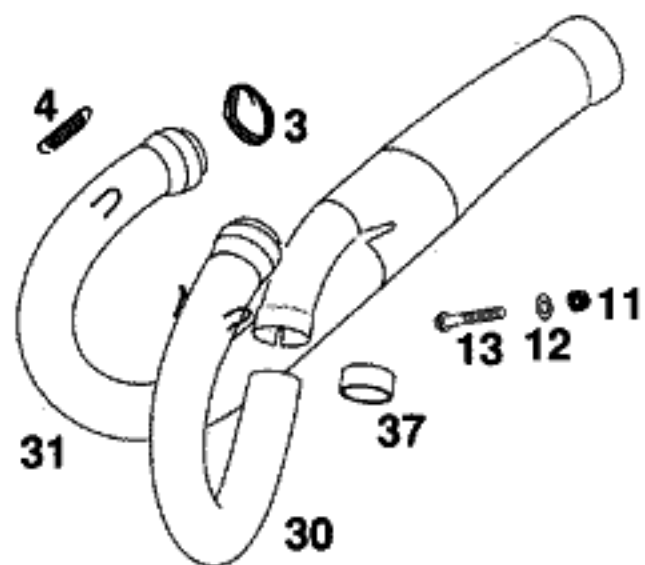
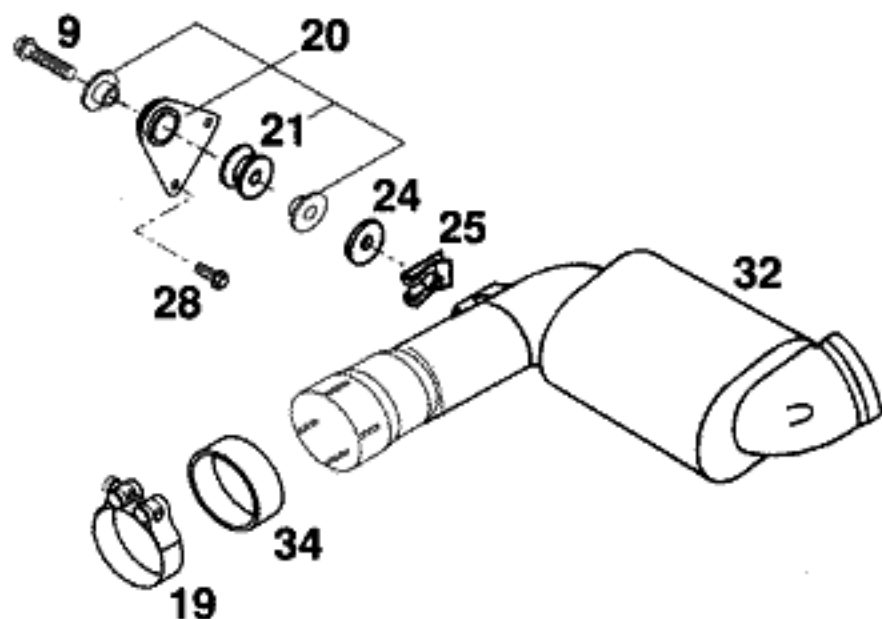


FIG	TEILNR/PARTNR	BEZEICHNUNG	DESCRIPTION	QTY
3	583.05.053.001	KERAMIKSCHNUR 1 METER	CERAMIC LINE 1 METER	1
4	543.09.036.000	ZUGFEDER L=38MM	RETURN SPRING L=38 MM	4
9	0015 080353	SK.BUNDSCHRAUBE M 8X35 SW=10	HH COLLAR SCREW M 8X35 WS=10	1
11	510.10.086.000	SS-MUTTER M 6 CU	SELF LOCKING NUT M 6 COPPER	1
12	0125 060003	UNTERLEGSCHIEBE DIN0125-A 6,4	WASHER DIN0125-A 6,4	1
13	0015 060403	SK.BUNDSCHRAUBE M 6X40 SW=8	HH COLLAR SCREW M 6X40 WS=8	1
19*	587.05.058.000	KRÜMMERSCHELLE D=53MM DUKE '99	PRE SILENCER CLAMP D=53MM '99	1
20	583.05.065.044	HALTERUNG-VORSCHALLDÄM.KPL.'95	BRACKET-PRE SILENCER CPL. '95	1
21	543.05.068.100	DÄMPFUNGSELEMENT SILICON GRAU	DAMPING COMPONENT SILICON GREY	1
24	510.05.067.000	ISOLIERSCHEIBE 8,5X28X3	INSULATE WASHER 8,5X28X3	1
25	546.03.048.000	MEHRBEREICHSBLECHMUTTER M8	RANGE CHANGE METAL NUT M8	1
28	0015 060163	SK.BUNDSCHRAUBE M 6X16 SW=8	HH COLLAR SCREW M 6X16 WS=8	2
30	584.05.007.200	AUSPUFFROHR LI. "KTM584" '98	EXHAUST PIPE L/S "KTM584" '98	1
31	584.05.008.200	AUSPUFFROHR RE. "KTM584" '98	EXHAUST PIPE R/S "KTM584" '98	1
32*	584.05.050.300	VORSCHALLDÄMPFER "KTM V2" 2000	PRESILENCER "KTM V2" 2000	1
34	584.05.005.001	GRAPHITRING 45X50X25	GRAPHITRING 45X50X25	1
37	584.05.005.000	GRAPHITRING 32X37X20	GRAPHIT RING 32X37X20	1



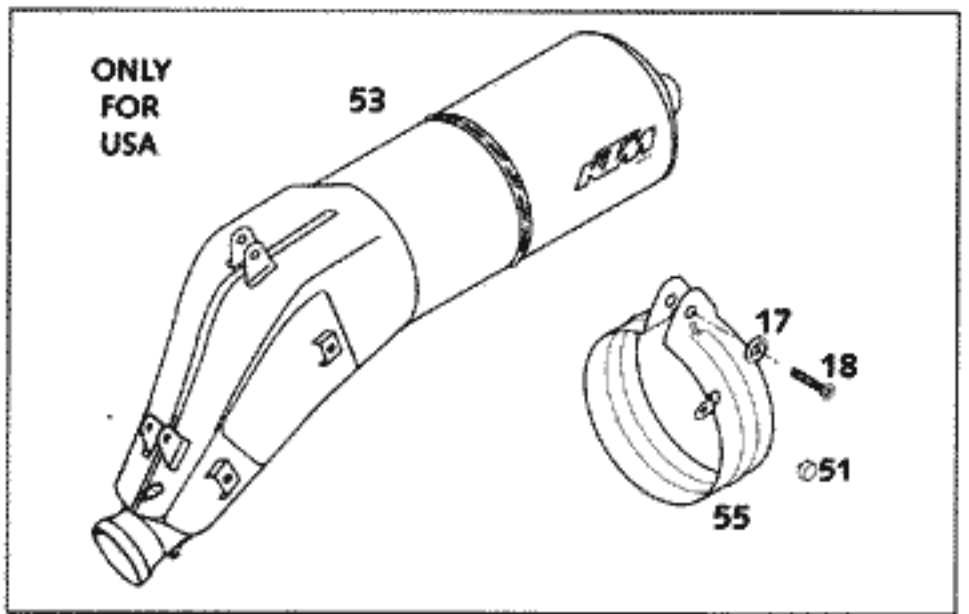
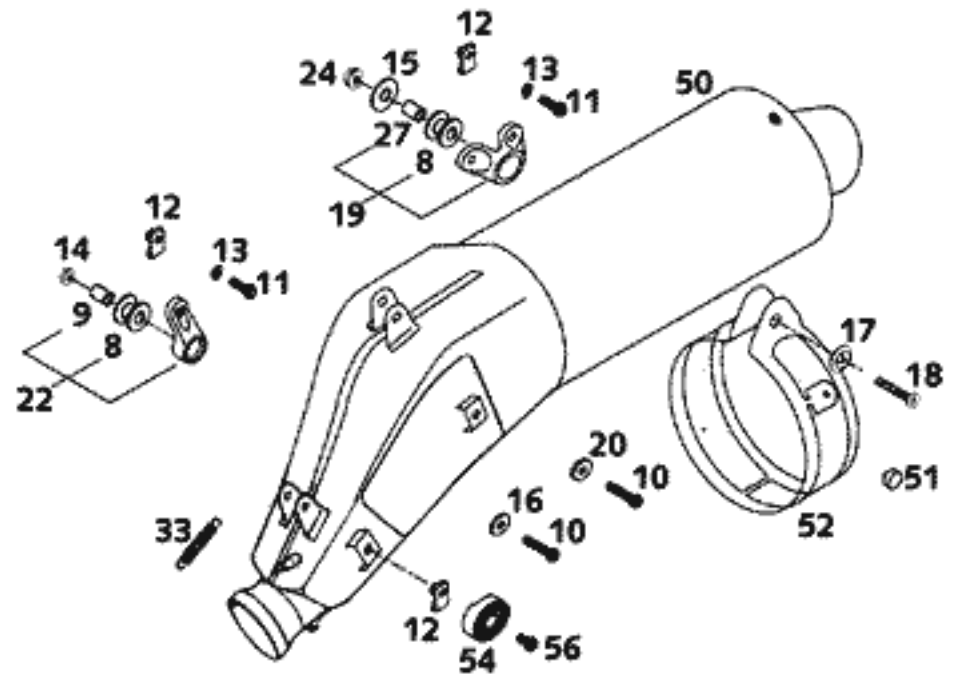


FIG	TEILNR/PARTNR	BEZEICHNUNG	DESCRIPTION	QTY
8	543.05.068.100	DÄMPFUNGELEMENT SILICON GRAU	DAMPING COMPONENT SILICON GREY	3
9	543.05.069.000	BÜCHSE 12 X 7 X 16	BUSHING 12 X 7 X 16	2
10	0015 060303	SK.BUNDSCHRAUBE M 6X30 SW=8	HH COLLAR SCREW M 6X30 WS=8	2
11	0015 060203	SK.BUNDSCHRAUBE M 6X20 SW=8	HH COLLAR SCREW M 6X20 WS=8	3
12	546.03.048.100	MEHRBEREICHSBLECHMUTTER M6	RANGE CHANGE METAL NUT M6	4
13	0137 060000	FEDERSCHEIBE DIN0137-B 6	SPRING WASHER DIN0137-B 6	3
14	565.09.064.100	STOVER-FLANSCHMUTTER M6 10.9	SELF LOCKING NUT M6 10.9	2
15	0021 080003	SCHEIBE DIN9021-A 8,4	WASHER DIN9021-A 8,4	1
16	0021 060003	SCHEIBE DIN9021-A 6,4	WASHER DIN9021-A 6,4	1
17	583.03.061.000	FASONSCHLEIBE ALU 8 X 24 MM	SPECIAL WASHER ALU 8 X 24 MM	2
18	0991 080353	SENKSCHRAUBE DIN7991-M 8X35	FLAT HEAD SCREW DIN7991-M 8X35	2
19*	584.05.085.044	SCHALLDÄMPFERHALERUNG KPL. 2001	SILENCER BRACKET CPL. 2001	1
20	502.32.050.001	STAHLSCHEIBE 6X17X3	STEEL WASHER 6X17X3	1
22	583.05.165.244	SCHALLDÄMPFERHAL. KPL. KURZ'96	SILENCER BRACKET CPL. SHORT'96	2
24	543.10.086.200	STOVER-FLANSCHMUTTER M8 10.9	SELF LOCKING NUT M8 10.9	1
27	565.05.069.000	BÜCHSE 8,4X12X16	SPACER BUSHING 8,4X12X16	1
33	503.05.016.000	ZUGFEDER L=55MM ÖSEN BEWEGLICH	TENSION SPRING L=55MM	2
50*	584.05.083.000	ENDDÄMPFER LC4 "HGS4" 2001	SILENCER LC4 "HGS4" 2001	X
51	543.08.042.000	GUMMIPUFFER	RUBBER BUFFER	2
52*	584.05.161.000	HALTESCHELLE F.ENDDÄMPFER 2001	RETAIN CLAMP F.HGS-SILENC.2001	1
53*	583.05.083.400	ENDDÄMP.SUPERTRAP LC4 USA 2000	SILENC. SUPERTRAP LC4 USA 2000	1
54	584.05.098.100	GUMMIPUFFER F.ENDDÄMPFER 2000	RUBBERBUFFER F. SILENCER 2000	2
55*	583.05.161.200	HALTESCHELLE F.HGS-ENDD.LC4'99	RETAIN.CLAMP F.HGS-SILENC. '99	1
56*	0015 060123	SK.BUNDSCHRAUBE M 6X12 SW=8	HH COLLAR SCREW M 6X12 WS=8	2

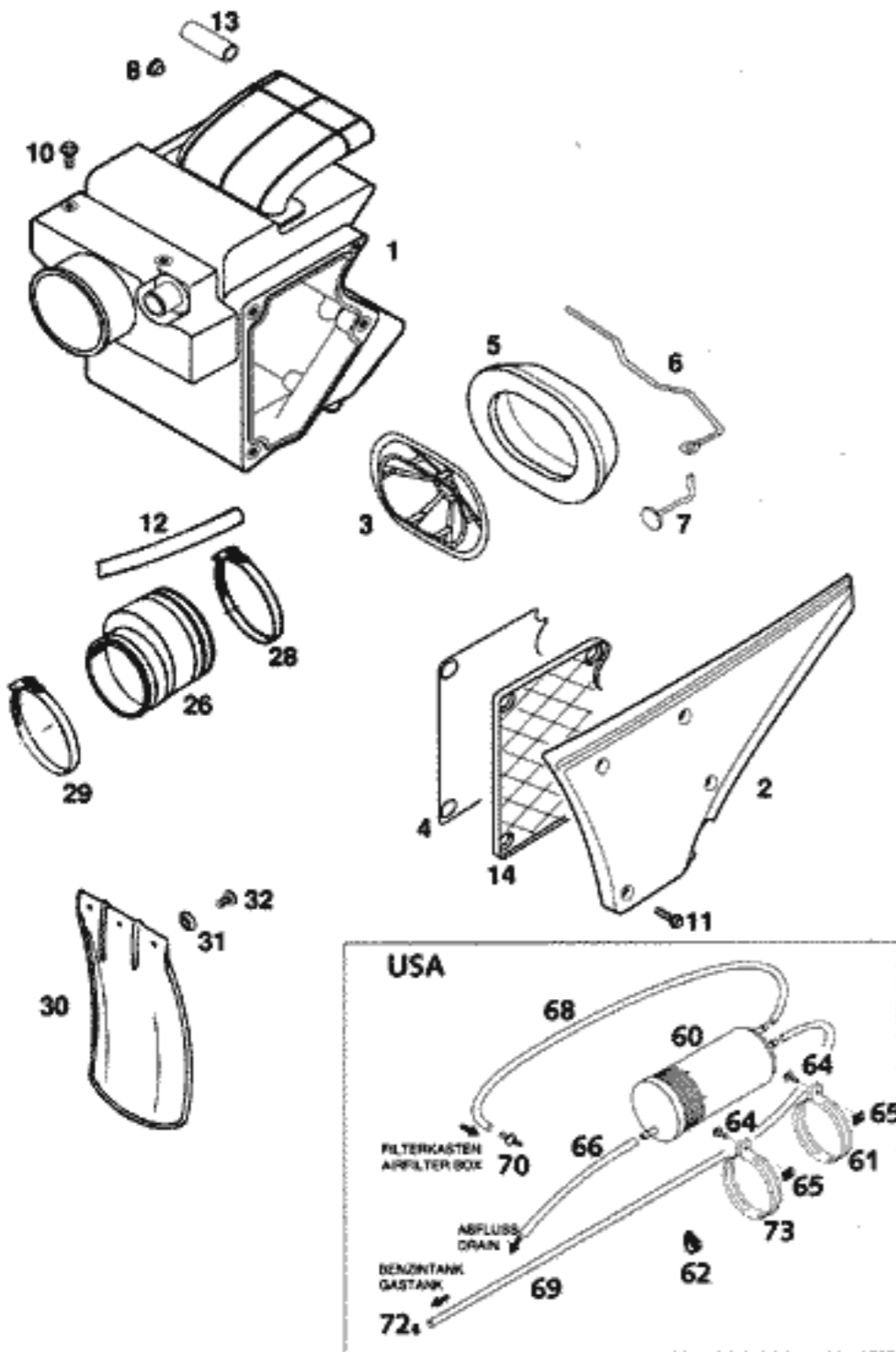


FIG	TEILNR/PARTNR	BEZEICHNUNG	DESCRIPTION	QTY
1	584.06.001.100	FILTERKASTEN FÜR SLS, ANSCHLUSS AUFBOHREN '97	FILTER BOX CPL. WITH SLS '97 FOR SLS, CONNECTION REBORE	1
2*	584.06.003.100	FILTERKASTENDECKEL LI. LC4'98	FILTER BOX COVER L/S LC4'98	1
—	584.06.004.000	FILTERKASTENDECKEL RE. LC4'98	FILTER BOX COVER R/S LC4'98	1
3	584.06.016.000	FILTERTRÄGER '97	FILTER CARRIER '97	1
4*	584.06.090.100	DICHTUNG FILTERK.DECKEL LC4'98	GASKET FILTER BOX COVER LC4'98	1
5	584.06.015.100	FILTERELEMENT E-STARTER '98	FILTERELEMENT E-STARTER '98	1
6	584.06.017.100	HALTEBÜGEL FÜR FILTER '98	HOLDING HANGER FOR FILTER '98	1
7	584.06.017.050	HAKEN FÜR FILTERHALTEBÜGEL '97	HOOK FOR HOLDING HANGER FILTER '97	1
8	361.11.021.000	VERSCHLUSSPFROPFEN	PLUG	1
10*	0017 060203	SONDERSCHRAUBE T60 6X20	SPECIAL SCREW T60 6X20	2
11*	0015 050203	SK.BUNDSCHRAUBE M 5X20 SW=8	HH COLLAR SCREW M 5X20 WS=8	4
12*	503.07.017.300	SCHLAUCH 10X14 PER M. L=300MM	HOSE 10X14 PER M. L=300MM	1
13	570.05.020.001	SCHLAUCH 10X14 PER METER	HOSE 10X14 PER METER	0,045
14*	584.06.003.150	TRÄGER FILTERK.DICHTUNG LC4'98	CARRIER FILTER BOX GASKET '98	1
26	584.06.026.000	VERGASERMANSCHETTE 400/640 LC4	AIR FILTER BOOT 400/640 LC4'97	1
28	550.06.028.000	SCHLAUCHBINDER 60-80MM	HOSE CLAMP 60-80MM	1
29	510.06.027.000	SCHLAUCHBINDER 50-70MM	HOSE CLAMP 50-70MM	1
30	546.06.010.000	SPRITZSCHUTZ FÜR FILTERKASTEN	SPLASH PROTECT.FOR FILTER BOX	1
31	722.10.079.000	STÜTZSCHALE	BUCKET	2
32*	0017 060203	SONDERSCHRAUBE T60 6X20	SPECIAL SCREW T60 6X20	2
60*	587.15.001.000	AKTIVKOHLEFILTER TYPE AK47 '99	EVAP CANISTER FILTER DUKEII'99	1
61*	583.07.083.100	SCHELLE FÜR AKTIVKOHLEFILTER	CLAMP FOR EVAP CANISTER	1
62*	490.07.439.200	SCHELLE RSGU 12/12	CLAMP RSGU 12/12	1
64*	0014 060153	SK.BUNDSCHRAUBE M 6X15 SW=8	HH COLLAR SCREW M 6X15 WS=8	2
65*	546.03.048.100	MEHRBEREICHBLECHMUTTER M6	RANGE CHANGE METAL NUT M6	2
66*	310.07.107.001	PVC-SCHLAUCH 6X9 MM PER METER	PVC-HOSE 6X9 MM PER METER	0,2
68*	310.07.007.001	PVC-SCHLAUCH 5 X 8 MM	PVC-HOSE 5 X 8 MM	0,6
69*	310.07.107.001	PVC-SCHLAUCH 6X9 MM PER METER	PVC-HOSE 6X9 MM PER METER	0,63
70*	523.38.061.050	SCHLAUCHTÜLE FÜR ÖLTANK	HOSE CONNECTION FOR OILTANK	1
72*	584.07.017.000	STUFENL.1-OHRKLEMME 008.7-505R	CLAMP 008.7-505R	1
73*	583.07.083.000	SCHELLE FÜR KNECHT FILTER	CLAMP FOR FILTER KNECHT	1

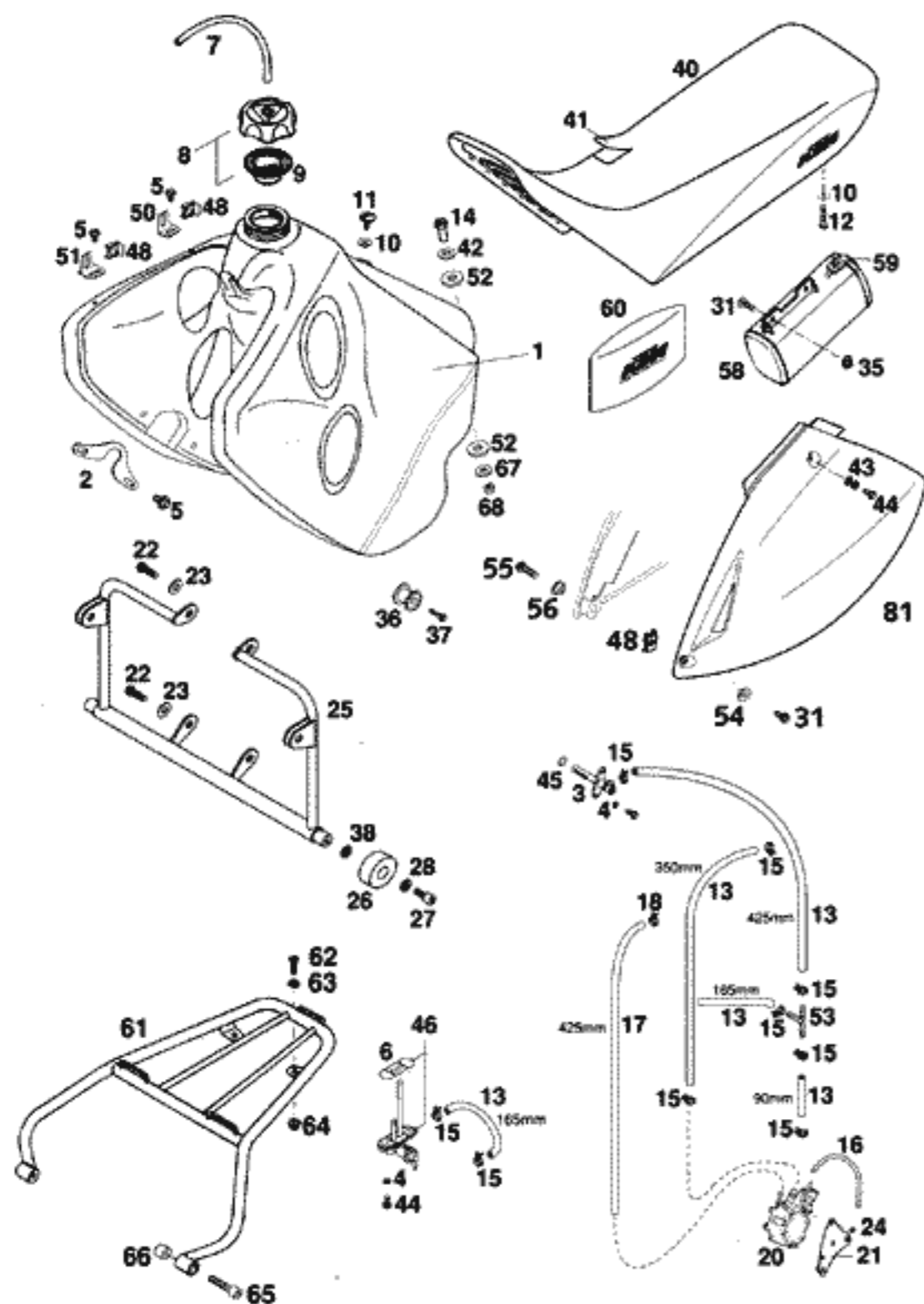


FIG	TEILNR/PARTNR	BEZEICHNUNG	DESCRIPTION	QTY
1*	582.07.013.044/90	BENZINTANK 30L.KPL.ADV.SIL. 01 SILBER	FUEL TANK 30LI.ADV.SIL. 01 SILVER	1
2	585.07.023.000	HALTEBLECH FÜR 30 LITER TANK	BRACKET FOR 30 LITER TANK	2
3	585.07.003.000	BENZINHAHN KPL.KLEIN RALLYE'96	FUEL COCK CPL. SMALL RALLYE'96	1
4	0603 061001	CU-DICHTRING DIN7603- 6X10X1	CU-SEAL RING DIN7603- 6X10X1	4
5	0014 060103	SK.BUNDSCHRAUBE M 6X10 SW=8	HH COLLAR SCREW M 6X10 WS=8	8
6	583.07.106.100	DICHTUNG BENZINHAHN MIKUNI	GASKET FUEL COCK MIKUNI	1
7*	310 071070	PVC-SCHLAUCH 6X9 MM PER METER	PVC-HOSE 6X9 MM PER METER	1
8	590.07.008.044	TANKVERSCHL.KPL.KLEIN EUROPA	FILLER CAP CPL. SMALL EUROPE	1
9*	590.07.009.000	DICHTUNG FÜR TANKVERSCHL.HOCH	GASKET FOR FILLER CAP HIGH	1
10	0125 060003	UNTERLEGSCHIEBE DIN0125-A 6,4	WASHER DIN0125-A 6,4	2
11	580.07.044.000	LINSENSCHRAUBE M6X15 250/4T	OVAL HEAD SCREW M6X15 250/4T	1
12*	584.07.011.000	SCHRAUBE F.SITZBANKBEFESTIG.01	SCREW FOR SEAT 2001	1
13	544.35.024.001	ND-SCHLAUCH ID 7,5 PER METER	HOSE ID 7,5 PER METER	1,3
14	583.07.014.000	HALSMUTTER M8	SPECIAL NUT M8	1
15	580.07.117.000	YDNAC-KLAMMER 10107 10MM	YDNAC-KLAMMER 10107 10MM	X
16	310.07.007.001	PVC-SCHLAUCH 5 X 8 MM	PVC-HOSE 5 X 8 MM	0,2
17	582.05.035.001	GEWEBESCHLAUCH 6X10 PER METER	HOSE 6X10 PER METER	0,43
18	580.07.017.000	YDNAC KLAMMER 10101 (9MM)	YDNAC CLAMP 10101 (9MM)	1
20	583.12.093.000	BENZINPUMPE MIKUNI RALLYE	FUEL PUMP MIKUNI RALLYE	1
21*	582.12.071.000	BENZINPUMPENHALTEBLECH ADV. 01	BRACKET FOR FUEL PUMP	1
22	0015 060203	SK.BUNDSCHRAUBE M 6X20 SW=8	HH COLLAR SCREW M 6X20 WS=8	4
23	0021 060003	SCHEIBE DIN9021-A 6,4	WASHER DIN9021-A 6,4	4
24	0985 050003	SS.MUTTER DIN0985-M 5	SELF LOCKING NUT DIN0985-M 5	2
25*	585.12.092.000/90	HALTERUNG 30LT TANK SILBER '97	BRACKET 30LT TANK SILVER '97	1
26	501.07.015.000	TANKROLLE 13X36X16	TANKROLL 13X36X16	2
27	0912 060163	ISK.SCHRAUBE DIN0912-M 6X16	AH SCREW DIN0912-M 6X16	2
28	0125 060003	UNTERLEGSCHIEBE DIN0125-A 6,4	WASHER DIN0125-A 6,4	2
31*	0015 060163	SK.BUNDSCHRAUBE M 6X16 SW=8	HH COLLAR SCREW M 6X16 WS=8	4
35	502.35.033.300	KLIPS-MUTTERNHALTER M6 KP142	SNAP-NUT HOLDER M6 KP142	2
36	583.07.113.250	TANKROLLE KPL. 12 X 34 X 25	TANK BUSHING CPL. 12 X 34 X 25	2
37	0015 060253	SK.BUNDSCHRAUBE M 6X25 SW=8	HH COLLAR SCREW M 6X25 WS=8	2
38	120.11.016.000	SCHEIBE 6 X 12 X 3	WASHER 6 X 12 X 3	2
40*	582.07.040.400	SITZBANK ADVENTURE 2001	SEAT ADVENTURE 2001	1
41*	582.07.040.450	SITZBANKÜBERZUG SILBER ADV. 01	SEAT COVER SILVER ADVENTURE 01	1
42	583.07.019.000	SCHEIBE 10,5 X 25 X 1,5	WASHER 10,5 X 25 X 1,5	1

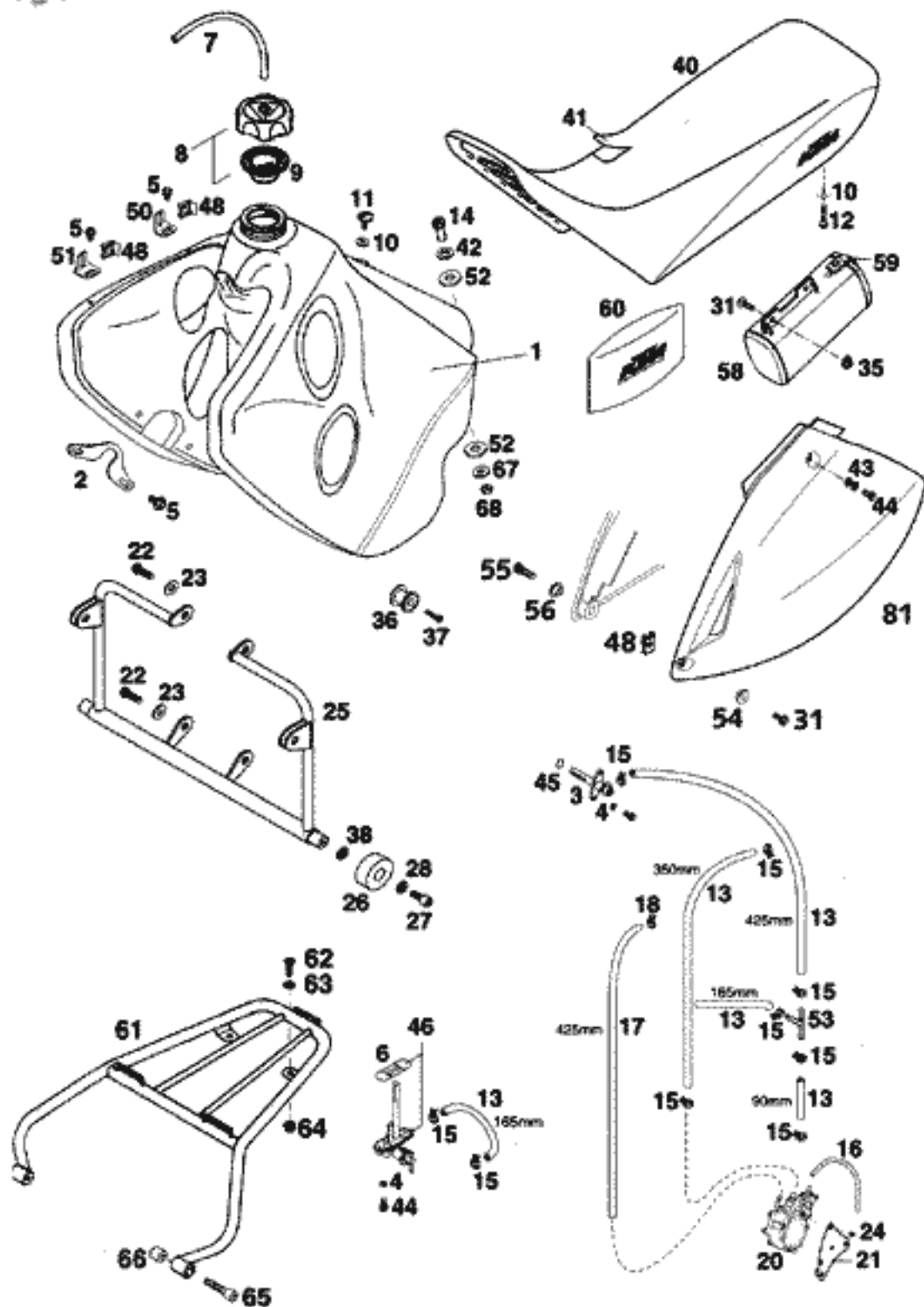
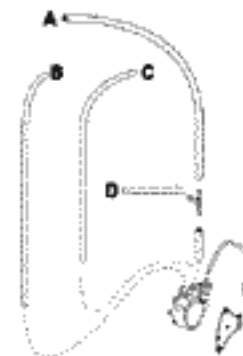


FIG	TEILNR/PARTNR	BEZEICHNUNG	DESCRIPTION	QTY
43	502.33.041.000	NORDLOCK SCHEIBEN M6 (PAAR)	PAIR OF WASHERS M6 NORDLOCK	2
44	0015 060123	SK.BUNDSCHRAUBE M 6X12 SW=8	HH COLLAR SCREW M 6X12 WS=8	6
45	550.07.006.200	O-RING 11X1,8 NBR 70	O-RING 11X1,8 NBR 70	1
46	511.07.004.000	BENZINHAHN KPL.MIKUNI CK-69'96 EIN ANSCHLUSS	FUEL COCK CPL.MIKUNI CK-69 '96 ONE CONNECTION	1
48	546.03.048.100	MEHRBEREICHSBLECHMUTTER M6	RANGE CHANGE METAL NUT M6	6
50	582.11.001.060	MASKENHALTEBLECH LI.OBEN '97	BRACKET L/S TOP '97	1
—	582.11.001.061	MASKENHALTEBLECH RE.OBEN '97	BRACKET R/S TOP '97	1
51	582.11.001.062	HALTEBLECH MASKE UNTEN '97	BRACKET BELOW FOR MASK '97	2
52	510.05.067.100	ISOLIERSCHEIBE 12X28X3	INSULATE WASHER 12X28X3	2
53	580.07.015.000	T-STÜCK FÜR BENZINLEITUNG	T-CONNECTOR FOR FUEL LINE	1
54*	503.08.052.000	BÜCHSE FÜR SPOILER 6X11X16X5	BUSH FOR SPOILER 6X11X16X5	1
55*	0015 060203	SK.BUNDSCHRAUBE M 6X20 SW=8	HH COLLAR SCREW M 6X20 WS=8	1
56*	503.08.052.000	BÜCHSE FÜR SPOILER 6X11X16X5	BUSH FOR SPOILER 6X11X16X5	1
58	580.12.058.000	WERKZEUGKASTEN KPL. '92	TOOL BOX CPL '92	1
59	580.12.058.050	GUMMI FÜR WERKZEUGKASTEN '92	RUBBER FOR TOOL BOX '92	1
60	583.29.099.000	BORDWERKZEUG 400-640 LC4 '97	TOOL SET 400-640 LC4 '97	1
61*	584.12.010.200/30	GEPÄCKTRÄGER SCHW.MIL LC4 '99	BAGGAGE CARRIER BLACK MIL LC4	1
62*	0991 060203	SENKSCHRAUBE DIN7991-M 6X20	FLAT HEAD SCREW DIN7991-M 6X20	2
63*	400.06.006.000	FASSONSCHEIBE 6MM	WASHER 6MM	2
64*	565.09.064.100	STOVER-FLANSCHMUTTER M6 10.9	SELF LOCKING NUT M6 10.9	2
65*	0912 060353	ISK.SCHRAUBE DIN0912-M 6X35	AH SCREW DIN0912-M 6X35	2
66*	584.12.011.100	BÜCHSE FÜR GEPÄCKTRÄGER 2000	BUSH FOR BAGGAGE CARRIER 2000	2
67	0021 080003	SCHEIBE DIN9021-A 8,4	WASHER DIN9021-A 8,4	1
68	0934 080003	SK.MUTTER DIN0934-M 8	HEXAGON NUT DIN0934-M 8	1
81*	584.08.041.000/04	SEITENVERKL. LI. ORANGE LC4'99 ORANGE	SIDE COVER L/S ORANGE LC4'99 ORANGE	1
—*	584.08.042.100/04	SEITENVERKL. RE. ORANGE LC4'99 ORANGE	SIDE COVER L/S ORANGE LC4'99 ORANGE	1



A - BENZINTANK RECHTS
 B - UNTERDRUCKANSCHLUSS
 C - VERGASER
 D - BENZINTANK LINKS
 E - ENTLÜFTUNG

GAS TANK RIGHT
 VACUUM CONNECTION
 CARBURETOR
 GAS TANK LEFT
 BREATHER

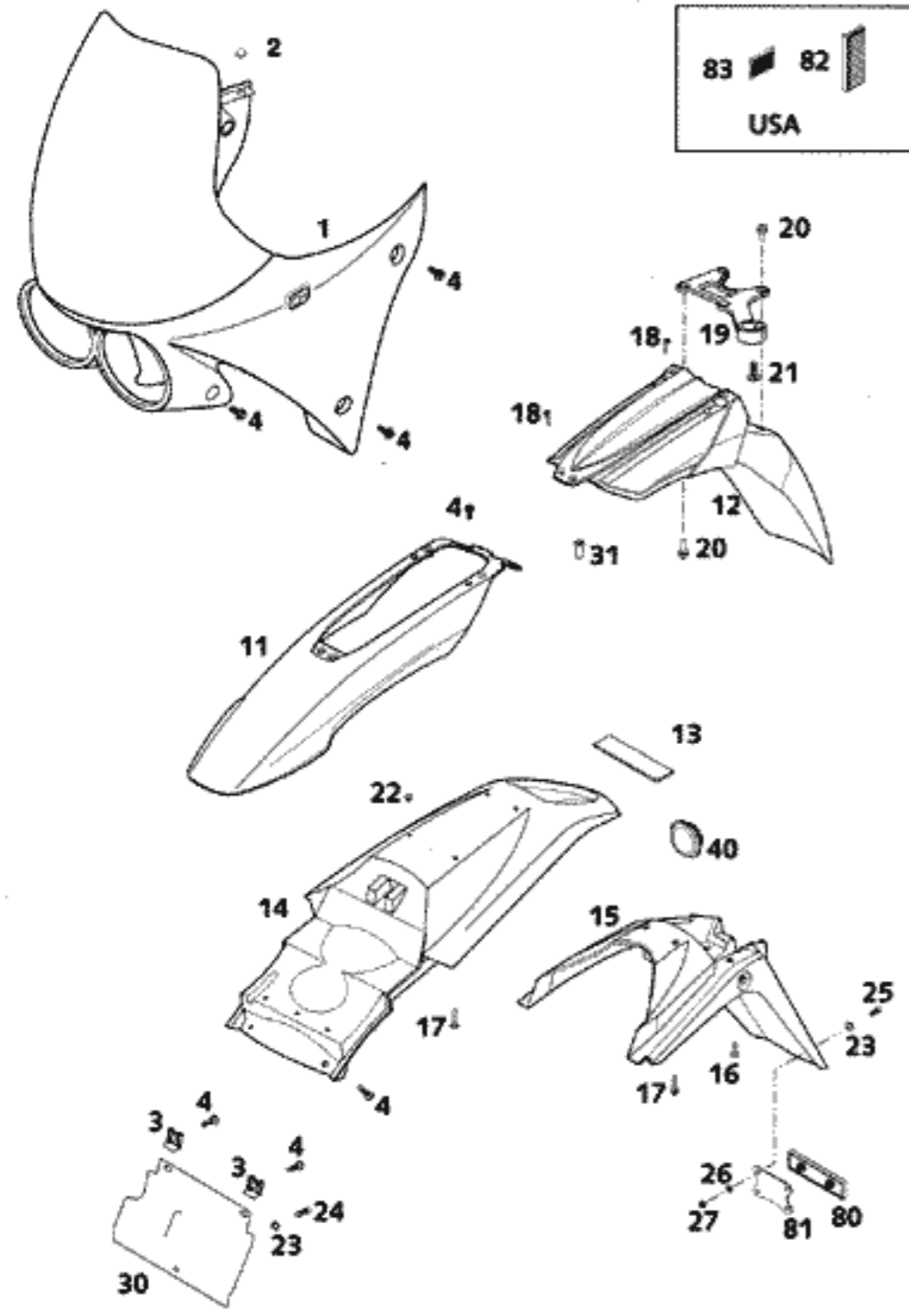
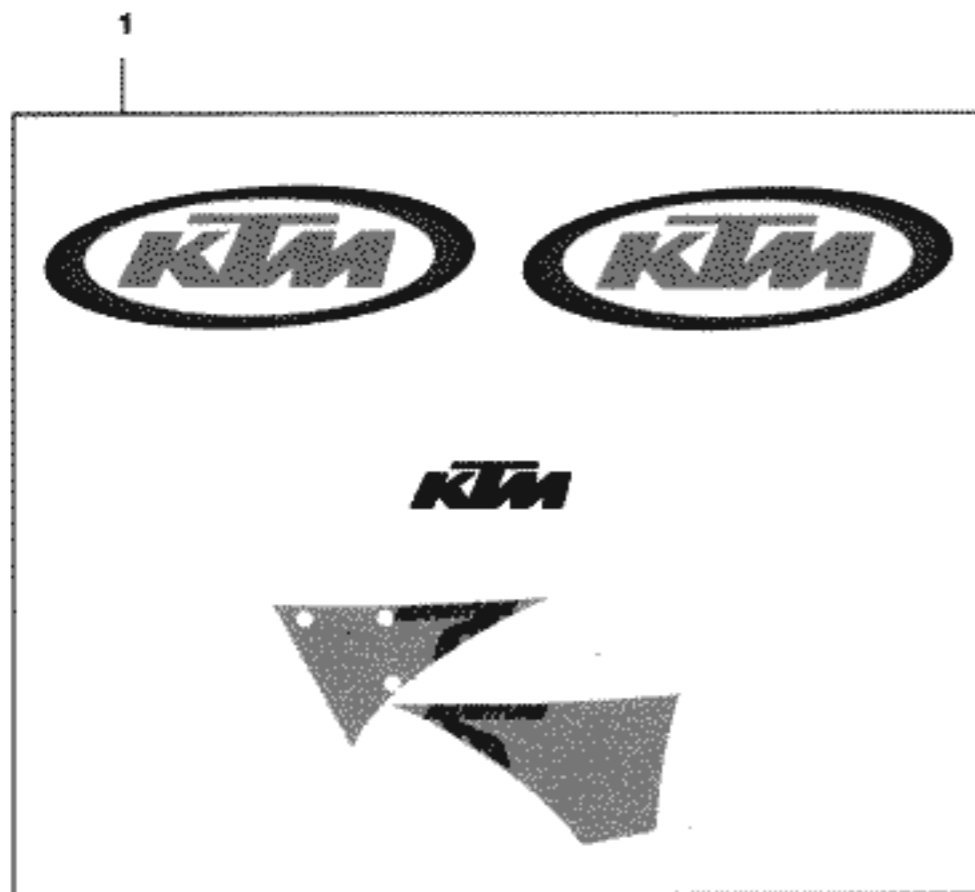


FIG	TEILNR/PARTNR	BEZEICHNUNG	DESCRIPTION	QTY
1*	582.11.001.100	SCHEINWERFERMASKE ADVENTURE 01	HEAD LIGHT MASK ADVENTURE 01	1
2*	542.08.042.000	GUMMITÜLLE	RUBBER SLEEVE	4
3*	546.03.048.100	MEHRBEREICHSBLECHMUTTER M6	RANGE CHANGE METAL NUT M6	8
4*	0014 060153	SK.BUNDSCHRAUBE M 6X15 SW=8	HH COLLAR SCREW M 6X15 WS=8	8
11*	584.08.010.000/90	KOTFLÜGEL VO.VO. SILBER LC4'99	FRONTFEND.FRONTPART SILVER LC4	1
12*	584.08.009.000	KOTFLÜGEL VO.HI.SCHWARZ LC4'98	FRONTFEND.REAR PART BLACK LC4	1
13*	546.01.097.000	GUMMISTREIFEN 85X25X3 MM	RUBBER STRIP 85X25X3 MM	1
14*	584.08.014.100/04	KOTFLÜGEL HINTEN ORANGE LC4 01	FENDER REAR ORANGE LC4 01	1
15*	584.08.015.000	NUMMERTAFELTRÄGER SCHW. LC4'98	NUMB.Plate CARRIER BLACK LC4	1
16*	0017 060203	SONDERSCHRAUBE T60 6X20	SPECIAL SCREW T60 6X20	2
17*	0017 060303	SONDERSCHRAUBE T60 6X30	SPECIAL SCREW T60 6X30	2
18*	0017 050181	KUNSTSTOFFSCHR. KB5X18 SCHWARZ	PLASTIC SCREW KB 5X18 BLACK	4
19	546.08.019.200	TACHOWELLENFÜHRUNG '96	SPEEDOMETER CABLE GUIDE '96	1
20*	584.08.009.050	DISTANZBÜCHSE 7 X 10 X 11	SPACER BUSHING 7 X 10 X 11	4
21	0014 060203	SK.BUNDSCHRAUBE M 6X20 SW=8	HH COLLAR SCREW M 6X20 WS=8	4
22*	584.08.012.000/04	VERSCHL.PFR.F.KOTFL.HI.ORAN.01	PLUG REAR FENDER ORANGE 01	X
23*	400.06.006.000	FASSONSCHLEIBE 6MM	WASHER 6MM	4
24*	0016 055163	PLASTITE SCHRAUBE 5,5X16	SPECIAL SCREW Z 5,5X16	2
25*	0966 050163	LI.SENKSCHRAUBE DIN0966-M 5X16	OVAL HEAD SCREW DIN0966-M 5X16	4
26*	0125 050003	UNTERLEGSCHLEIBE DIN0125-A 5,0	WASHER DIN0125-A 5,0	4
27*	0985 050003	SS.MUTTER DIN0985-M 5	SELF LOCKING NUT DIN0985-M 5	4
30*	583.08.013.250	KOTFLÜGELVERLÄNGERUNG LC4-E'97	FENDER EXTENSION LC4-E '97	1
31*	584.08.010.050	BÜCHSE F. KOTFLÜGELSTREBE 2000	BUSH FOR FENDER BRACKET 2000	2
40*	584.14.040.050	GUMMITÜLLE FÜR KOTFLÜGEL HI.	RUBBER FOR FENDER REAR	1
80*	584.12.080.000	RÜCKSTRAHLER ROT LC4 '98	REFLECTOR RED LC4 '98	1
81*	584.12.080.050	HALTERUNG FÜR RÜCKSTRAHLER	BRACKET FOR REFLECTOR	1
82*	584.12.080.100	SEITENSTRAHLER GELB '99	REFLECTOR YELLOW '99	2
83*	165.12.180.100	SEITENSTRAHLER ROT HINTEN	REFLECTOR RED REAR	2

FIG	TEILNR/PARTNR	BEZEICHNUNG	DESCRIPTION	QTY
1*	582.07.198.000	DEKORSATZ ADV.SILB/ORAN 2001	DECAL SET ADV. SILV/ORAN 2001	1



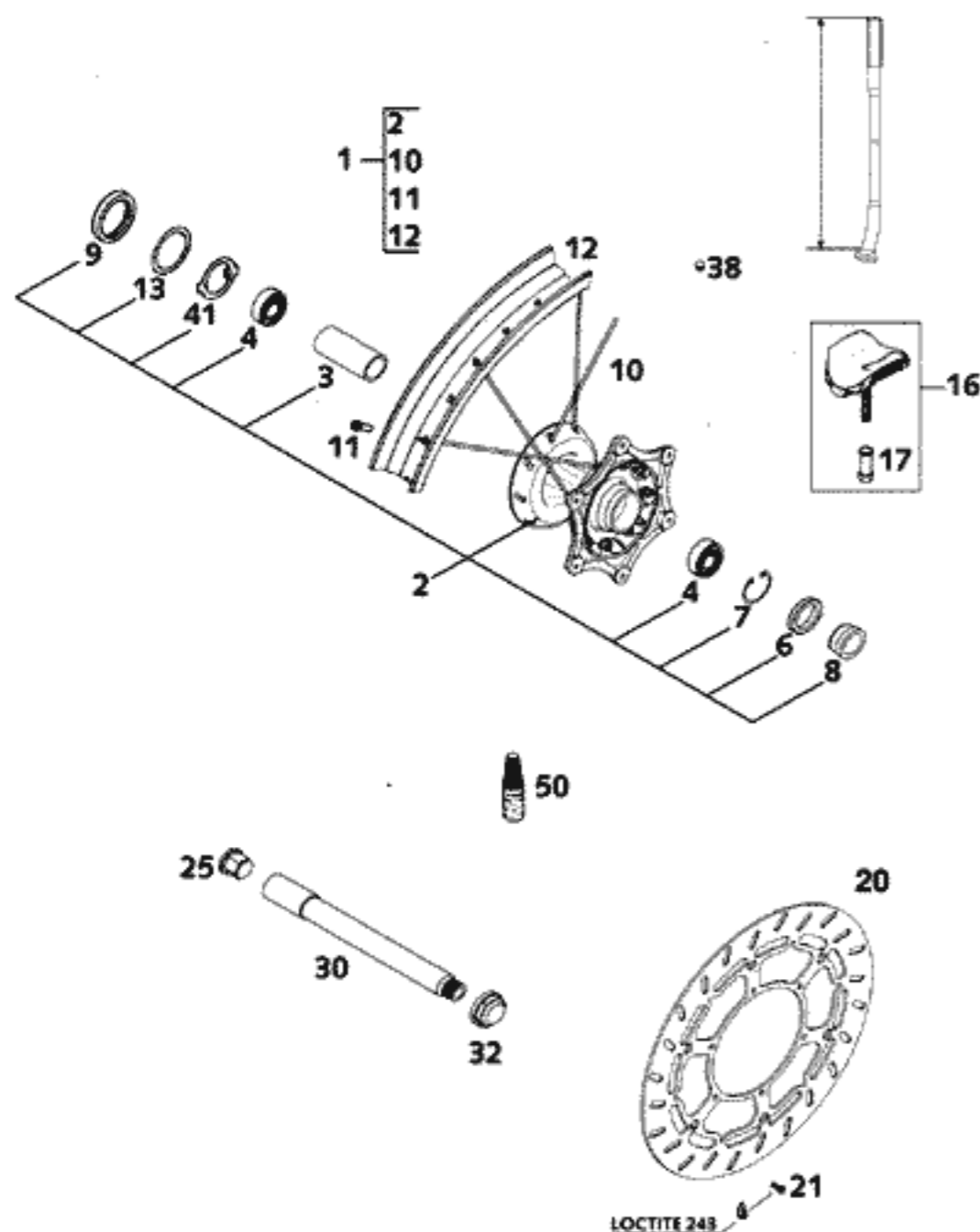


FIG	TEILNR/PARTNR	BEZEICHNUNG	DESCRIPTION	QTY
1*	503.09.001.244	VORDERRAD 1,6X21" DID EXC 2000	FRONTWHEEL 1,6X21" DID EXC 2000	1
2*	503.09.010.144	VORDERRADNABE KPL. EXC 2000	FRONT HUB CPL. EXC 2000	1
3*	503.09.011.100	LAGERDISTANZROHR 20,5X25X63,3	BEAR. SPACERTUBE 20,5X25X63,3	1
4*	0625 069047	RILLENKUGELL. NSK 6904 2RSRC3	GROOV.BALL BEAR.NSK6904 2RSRC3	2
6*	0760 263770	WELLENDICHTRING 26X37X7 ASL	SHAFT SEAL RING 26X37X7 ASL	1
7*	0472 037154	SICHERUNGSRING DIN0472-37X1,5	LOCK RING DIN0472-37X1,5	1
8*	503.09.012.000	DISTANZBÜCHSE 20X26X27,8 2000	SPACER BUSHING 20X26X27,8 2000	1
9	0760 405270	WELLENDICHTRING 40X52X7 B	SHAFT SEAL RING 40X52X7 B	1
10*	503.09.071.230	SPEICHE M4,5X230-15G 21" DDE	SPOKE M4,5X230-15G 21" DDE	36
11*	503.09.072.000	SPEICHENNIPPEL M4,5X0,75 8X21	SPOKE NIPPLE M4,5X0,75 8X21	36
12	546.09.070.200	FELGE VORNE 1,6X21" DID	FRONT RIM 1,6X21" DID	1
13	581.11.054.000	SCHEIBE 40 X 52 X 0,15 '92	WASHER 40 X 52 X 0,15 '92	1
16	510.09.100.100	REIFENHALTER VM1 (1,60")	RIM LOCK VM1 (1,60")	1
17	503.10.090.050	MUTTER FÜR REIFENHALTER '96	NUT WHEEL HOLDER '96	1
20*	583.09.060.000	BREMSSCHEIBE VORNE D=320MM	BRAKE DISK FRONT D=320MM	1
21*	590.09.062.013	SONDERSCHRAUBE M6X13 SW8 10.9	SPECIAL SCREW M6X13 WS8 10.9	6
25*	503.09.081.150	HALTEGRIFF F. STECKACHSE SW=21	HANDLE FOR FRONT AXLE WS=21	1
30*	503.09.081.200	STECKACHSE VO.USD43 185MM 2001	WHEEL SP. FRO.USD43 185MM 2001	1
32*	503.09.082.100	ACHSMUTTER VORNE M16X1,5/SW27	AXLE NUT FRONT M16X1,5/SW27	1
38	550.03.135.000	BLINDSTOPFEN FÜR FELGE	PLUG FOR RIM	X
50*	6 899 785	LOCTITE 243 BLAU 6CCM	LOCTITE 243 BLUE 6CCM	1

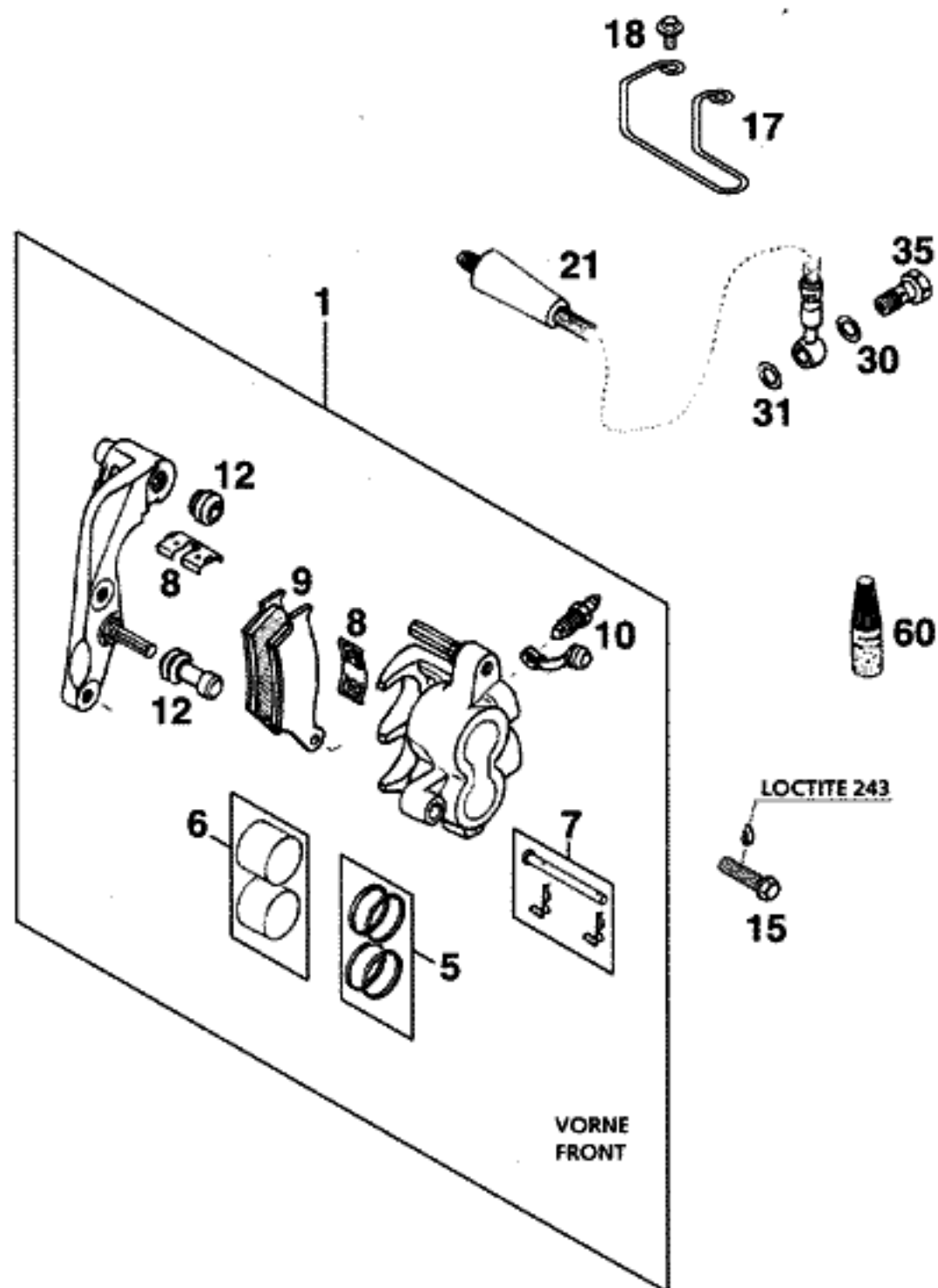


FIG	TEILNR./PARTNR	BEZEICHNUNG	DESCRIPTION	QTY
1*	584.13.015.244	BREMSZANGE VO.KPL. 320MM 2000 640 LC4 ADVENTURE	BRAKECAL.FRONT CPL. 320MM 2000 640 LC4 ADVENTURE	1
5	546.13.205.000	REP.SATZ 28MM	REPAIR KIT 28MM	1
6	546.13.206.000	REP.SATZ KOLBEN 28MM	REPAIR KIT PISTON 28MM	1
7	546.13.210.100	BOLZEN KPL. 6X56	BOLT CPL. 6X56	1
8	546.13.212.000	HALTEBLECHE GARNITUR BREMBO	RETAINING PLATE SET BREMBO	1
9	584.13.030.000	GARN.BREMSKLÖTZE TEXTART4069GF	BRAKE PAD SET TEXTAR T4069 GF	1
9	546.13.209.044	GARN. BREMSKLÖTZE FERODO ID450	BRAKE PAD SET FERODO ID450	X
10	545.13.214.000	ENTLÜFTUNGSSCHRAUBE M10X1	BLEEDER SCREW M10X1	1
12	546.13.218.000	MANSCHETTENSATZ	CUP SET SHORT	1
15	0015 080353	SK.BUNDSCHRAUBE M 8X35 SW=10	HH COLLAR SCREW M 8X35 WS=10	2
17*	582.13.010.150	BREMSSCHLAUCHFÜHRUNG 2001		1
18*	0014 060103	SK.BUNDSCHRAUBE M 6X10 SW=8	HH COLLAR SCREW M 6X10 WS=8	1
21*	583.13.011.100	BREMSSCHLAUCH VO.WP 1290MM '99	BRAKE HOSE FRONT WP 1290MM '99	1
30	420.13.226.000	CU-DICHTRING DIN7603-10X16X1	CU-SEAL RING DIN7603-10X16X1	2
31	420.13.026.000	CU-DICHTRING DIN7603-10X16X1,5	CU-SEAL RING DIN7603-10X16X1,5	2
35	502.13.025.000	HOHLSCHRAUBE M10X1X19	HOLLOW SCREW M10X1X19	1
60	6 899 785	LOCTITE 243 BLAU 6CCM	LOCTITE 243 BLUE 6CCM	1

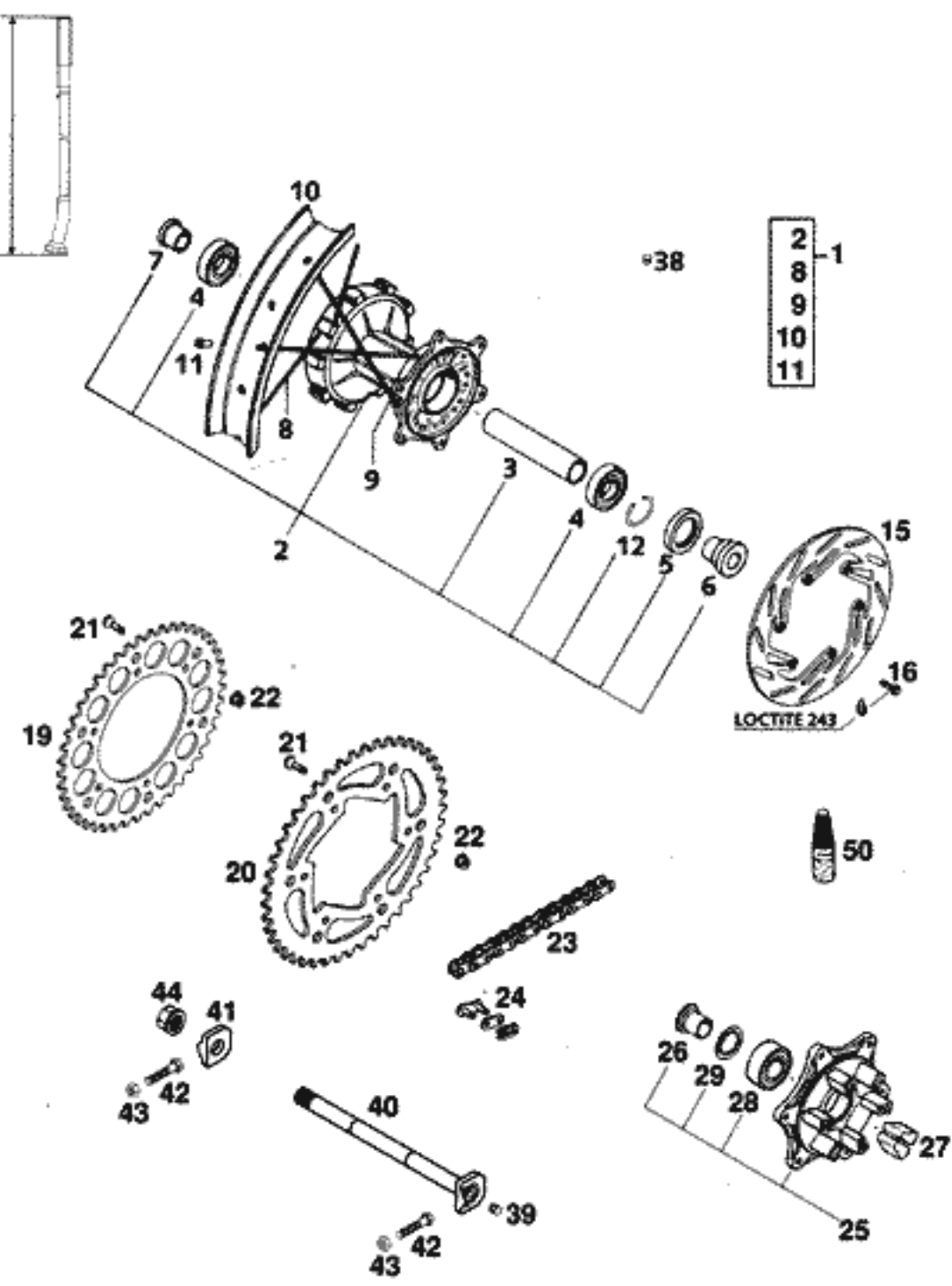


FIG	TEILNR/PARTNR	BEZEICHNUNG	DESCRIPTION	QTY
1*	584.10.001.244	HINTERRAD KPL. GEDÄMP. 2,5X18"	REAR WHEEL CPL. DAMPED 2,5X18"	1
2*	584.10.010.044	HINTERRADNABE GEDÄMP. KPL.2001	REAR WHEEL HUB DAMPED CPL.2001	1
3*	584.10.011.000	LAGERDISTANZROHR L=98,3MM	BEARING SPACER TUBE L=98,3MM	1
4	0625 062052	RILLENKUGELLAGER 6205 2RSR C3	GROOVED BALL BEAR. 6205 2RSRC3	2
5	0760 325272	WELLENDICHTRING 32X52X7 B	SHAFT SEAL RING 32X52X7 B	1
6	546.10.016.000	BÜCHSE FÜR NABE	BUSHING FOR HUB	1
7*	584.10.016.000	BÜCHSE FÜR NABE	BUSHING FOR HUB	1
8	546.10.471.000	SPEICHE M5X223-16G 18"	SPOKE M5X223-10G 18"	18
9	503.10.071.197	SPEICHE M5X197-10G 18" DDE	SPOKE M5X197-10G 18" DDE	18
10	580.10.470.100	FELGE HINTEN 2,50X18" DID	REAR RIM 2,50X18" DID	1
11	583.09.072.000	SPEICHENNIPPEL M5X0,80 8X21	STEEL NIPPLE M5 CHROME PLATED	36
12*	0472 052200	SICHERUNGSRING DIN0472-52X2	CIRCLIP DIN0472-52X2	1
15*	580.10.060.600	BREMSSCHEIBE 220MM ANGESENKT	REAR BRAKE DISK 220MM COUNTERS	1
16*	590.09.062.013	SONDERSCHRAUBE M6X13 SW8 10.9	SPECIAL SCREW M6X13 WS8 10.9	6
19	583.10.051.038	KETTENRAD 38-Z	REAR SPROCKET 38-T	X
19	583.10.151.040	KETTENRAD 40-Z	REAR SPROCKET 40-T	X
19	583.10.051.042	KETTENRAD 42-Z	REAR SPROCKET 42-T	1
19	583.10.151.045	KETTENRAD 45-Z	REAR SPROCKET 45-T	X
20	583.10.151.048	KETTENRAD 48-Z	REAR SPROCKET 48-T	X
20	583.10.151.050	KETTENRAD 50-Z	REAR SPROCKET 50-T	X
20	583.10.151.052	KETTENRAD 52-Z	REAR SPROCKET 52-T	X
21	545.10.052.100	KETTENRADSCHR.-ISK M8X26 10.9	SPROCKET SCREW-AH M8X26 10.9	6
22	543.10.086.200	STOVER-FLANSCHMUTTER M8 10.9	SELF LOCKING NUT M8 10.9	6
23*	500.10.065.101	O-R.KETTE 5/8X1/4" /M M.SCHLOSS 118 ROLLEN	O-R.CHAIN 5/8X1/4" /M W.LINK 118 ROLLS	1
23	500.10.065.101	O-R.KETTE 5/8X1/4" /M M.SCHLOSS	O-R.CHAIN 5/8X1/4" /M W.LINK	X
24	500.10.066.100	KETTENSCHLOSS 5/8X1/4" O-RING	MASTER LINK 5/8X1/4" O-RING	1
25	583.10.050.044	KETTENRADTRÄGER KPL.	SPROCKET SUPPORT CPL.	1
26	546.10.417.300	BÜCHSE F.KETTENRADTRÄG. L=25MM	BUSH. F.SPROCKETSUPPORT L=25MM	1
27	546.10.459.000	DÄMPFERGUMMI '91	DAMPING RUBBER '91	6
28	0625 032057	RILLENKUGELLAGER 3205.B.2RSR	GROOVED BALL BEAR. 3205.B.2RSR	1
29	546.10.018.000	NILOSRING 3205 AV	SEAL WASHER 3205 AV	1
38	550.03.135.000	BLINDSTOPFEN FÜR FELGE	PLUG FOR RIM	X
39	502.10.086.000	ABDECKKAPPE SFL16	COVERING CAP SFL16	2
40	502.10.085.044	STECKACHSE HINTEN KPL.L=264MM	WHEEL SPINDLE REAR CPL.L=264MM	1

REAR WHEEL

640

2001

FIGTEILNR/PARTNR

- 41 565.10.084.100
- 42 502.03.030.090
- 43 0934 080003
- 44 503.10.099.000
- 50* 6 899 785

BEZEICHNUNG

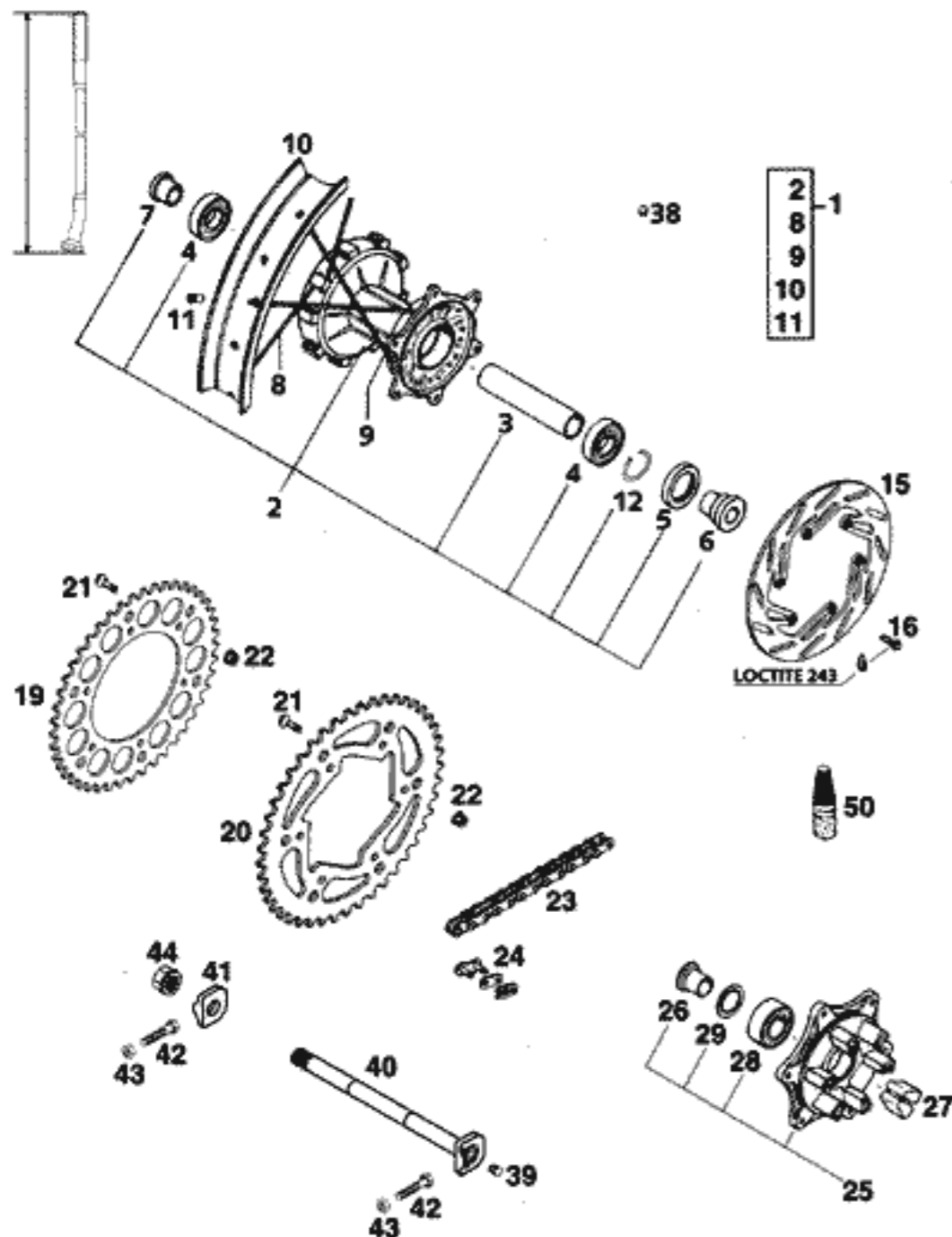
- KETTENSPIANNER MIT BOHRUNG '95
GESCHMIEDET
- SK.SCHRAUBE M8X40 A2 SW=10
- SK.MUTTER DIN0934-M 8
- SK-MUTTER M20X1,5 '98
- LOCTITE 243 BLAU 6CCM

DESCRIPTION

- CHAIN TENSIONER '95
FORGED
- HH SCREW M8X40 A2 WS=10
- HEXAGON NUT DIN0934-M 8
- HEXAGON NUT M20X1,5 '98
- LOCTITE 243 BLUE 6CCM

QTY

- 1
- 2
- 2
- 1
- 1



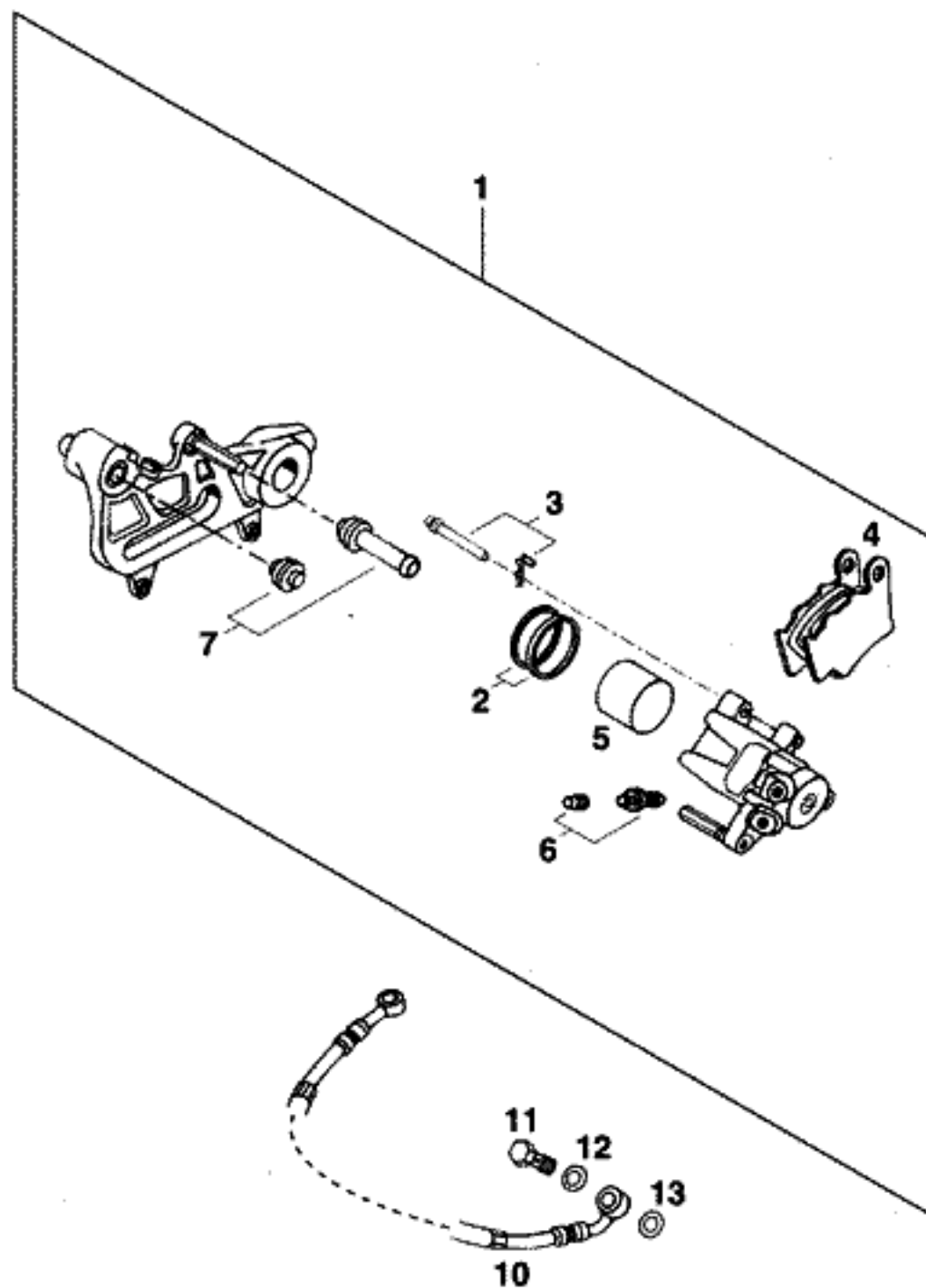


FIG	TEILNR/PARTNR	BEZEICHNUNG	DESCRIPTION	QTY
1	502.13.301.644	BREMSSATTEL KPL. HINTEN LINKS	BRAKE CALIPER CPL. REAR L/S	1
2	546.13.318.200	REP.SATZ DICHRINGE 34MM	REPAIR KIT SEALING RINGS 34MM	1
3	546.13.310.200	BOLZENSATZ	BOLT SET	1
4	546.13.309.200	GARN. BREMSKLÖTZE FERODO ID450	BRAKE PAD SET FERODO ID450	1
5	546.13.305.200	BREMSKOLBEN 34MM	BRAKE PISTON 34MM	1
6	545.13.214.000	ENTLÜFTUNGSSCHRAUBE M10X1	BLEEDER SCREW M10X1	1
7	546.13.218.000	MANSCHETTENSATZ	CUP SET SHORT	1
10	583.13.070.000	BREMSSCHLAUCH HINTEN 790MM '97	BRAKE HOSE REAR 790MM '97	1
11	502.13.025.000	HOHLSCHRAUBE M10X1X19	HOLLOW SCREW M10X1X19	1
12	420.13.226.000	CU-DICHTRING DIN7603-10X16X1	CU-SEAL RING DIN7603-10X16X1	1
13	420.13.026.000	CU-DICHTRING DIN7603-10X16X1,5	CU-SEAL RING DIN7603-10X16X1,5	1

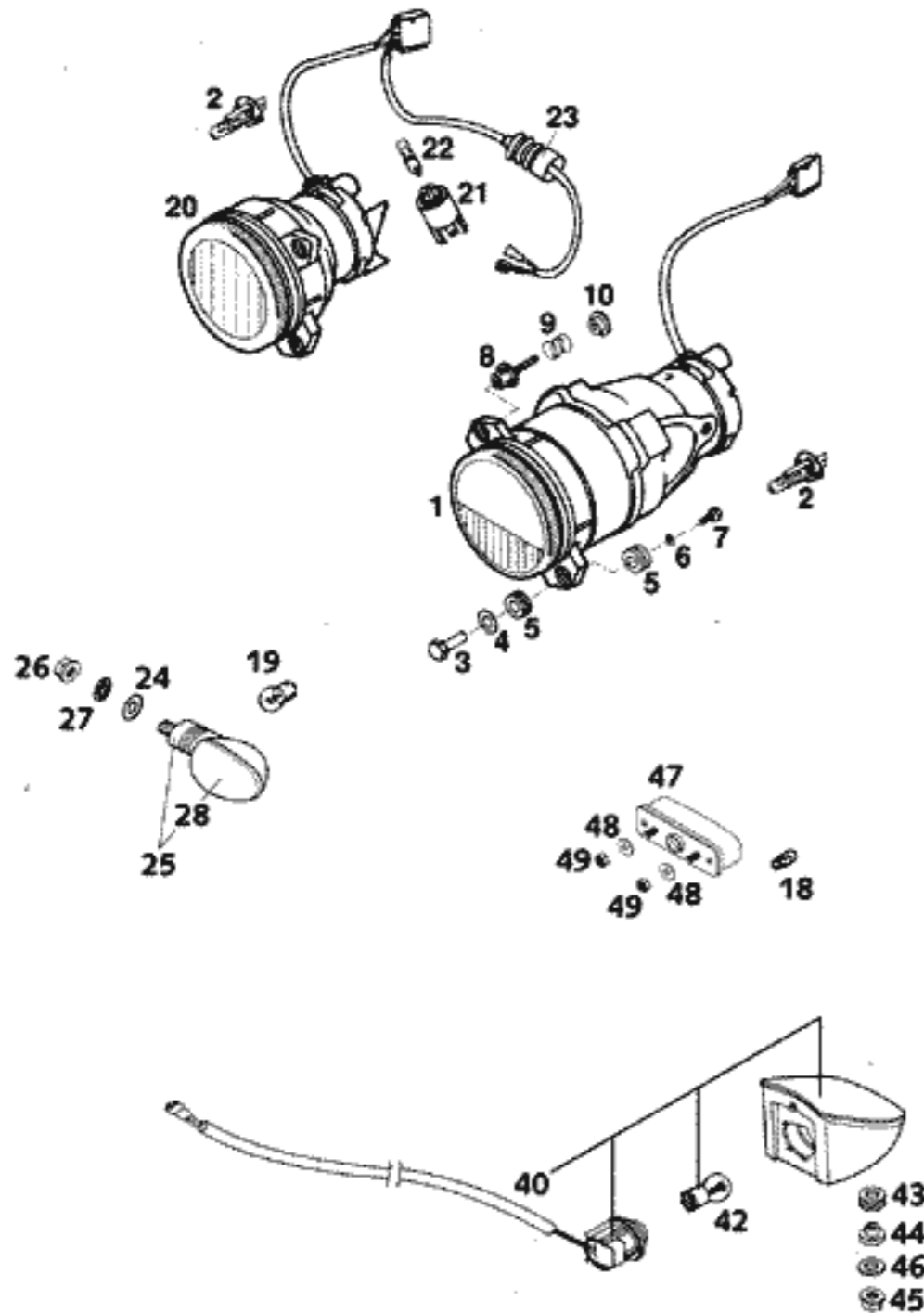
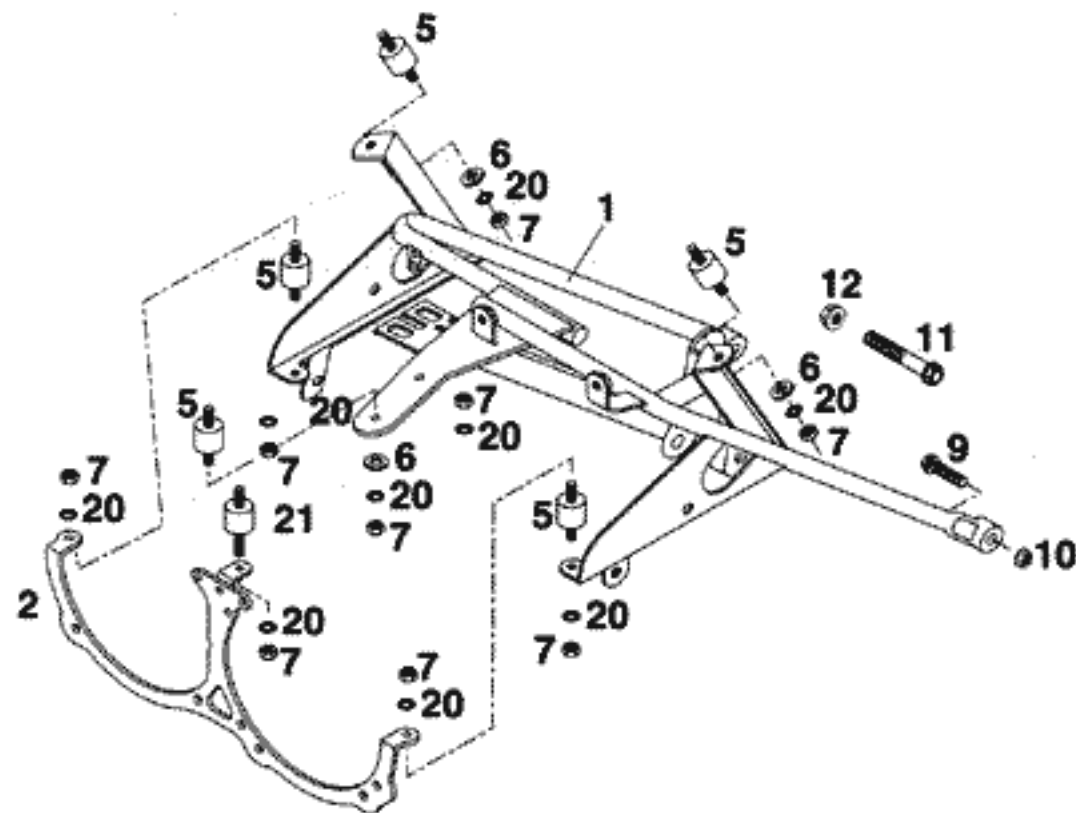


FIG	TEILNR/PARTNR	BEZEICHNUNG	DESCRIPTION	QTY
1	583.11.010.000	SCHEINWERFER ABBLEND FÜR RECHTSVERKEHR DUKE'94	HEADLIGHT LOW BEAM FOR RIGHT TRAFFIC DUKE'94	1
2	583.11.038.000	LAMPE H1 12V 55W WEISS SOCKEL P14,5S	BULB H1 12V 55W WHITE BASE P14,5S	2
3	583.11.044.000	HALSMUTTER M5X25 SW=10 KPL.	SPECIAL NUT M5X25 WS=10	4
4	0125 080003	UNTERLEGSCHLEIBE DIN0125-A 8,4	WASHER DIN0125-A 8,4	4
5	310.08.060.000	KABELTÜLLE D=8MM OFFEN	RUBBER SLEEVE D=8MM OPEN	8
6	0797 050003	ZAHNSCHLEIBE DIN6797-J 5,3	TOOTH LOCK WASH. DIN6797-J 5,3	4
7	0933 050123	SK.SCHRAUBE DIN0933-M 5X12	HH SCREW DIN0933-M 5X12	4
8	583.11.011.000	EINSTELLSCHRAUBE M5X30 KPL.	ADJUSTING SCREW M5X30 CPL.	2
9	120.03.007.052	FEDER L=16MM	SPRING L=16MM	2
10	546.03.073.000	BUNDBÜCHSE 5 X 10 X 6 ALU	COLLAR BUSHING 5 X 10 X 6 ALU	2
18*	490.11.435.000	LAMPE 12V 5W (W2,1X9,5D)	BULB 12V 5W (W2,1X9,5D)	1
19*	441.11.015.100	LAMPE 12V 10W (BA15S)	BULB 12V 10W (BA15S)	4
20	583.11.110.000	SCHEINWERFER FERNLICHT DUKE'94	HEADLIGHT HIGHBEAM DUKE '94	1
21	583.11.039.000	LAMPENFASSUNG BA9S	BULB SOCKET BA9S	1
22	441.11.005.100	KUGELLAMPE 12V 2W BA9S	BULB 12V 2W BA9S	1
23	583.02.126.000	FALTENBALG KUPPLUNGSHABEL '95	CLUTCH LEVER BOOT '95	1
24*	0125 100003	UNTERLEGSCHLEIBE DIN0125-A10,5	WASHER DIN0125-A10,5	4
25*	584.14.025.000/30	BLINKER KPL. VO.LI./HI.RE. '99	FLASHER CPL.FRONT L/S REAR R/S	2
—*	584.14.026.000/30	BLINKER KPL. VO.RE./HI.LI. '99	FLASHER CPL.FRONT R/S REAR L/S	2
26*	584.14.030.000	SK-BUNDMUTTER M10X1,25 SW=13	HH COLLAR NUT M10X1,25 WS=13	4
27*	0.797.10.000.3	ZAHNSCHLEIBE DIN6797-J10,5 ZI	LOCK WASHER DIN6797-J10,5 ZI	4
40*	584.14.040.100	RÜCKLICHT KPL. LC4 2001	REAR LIGHT CPL. LC4 2001	1
42	584.14.042.000	LAMPE 12V 21/5W (BAY15S)VERST.	BULB 12V 21/5W (BA15S)REINFOR.	1
43*	410.01.052.000	KABELTÜLLE D=12MM	RUBBER SLEEVE D=12MM	1
44*	587.14.048.000	RÜCKLICHTBUCHSE	REAR LIGHT BUSHING	1
45	0985 060003	SS.MUTTER DIN0985-M 6	SELF LOCK. NUT DIN0985-M 6	2
46*	0021 060003	SCHEIBE DIN9021-A 6,4	WASHER DIN9021-A 6,4	2
47*	584.14.047.000	KENNZEICHENBELEUCHTUNG LC4 '98	LICENSE-PLATE ILLUMINATION '98	1
48*	0021 050003	SCHEIBE DIN9021-A 5,3	WASHER DIN9021-A 5,3	4
49*	0985 050003	SS.MUTTER DIN0985-M 5	SELF LOCKING NUT DIN0985-M 5	2

FIG	TEILNR/PARTNR	BEZEICHNUNG	DESCRIPTION	QTY
1*	582.14.010.000/90	TRÄGER F. COCKPIT ADV.SILB.'01	SUPPORT F.COCKPIT ADV.SILV.'01	1
2	582.11.045.000	TRÄGER F. SCHEINWERFER ADV.'97	SUPPORT F. HEAD LIGHT ADV. '97	1
5	543.35.031.000	SILENTBLOCK 20X15-M6X10-(2)	RUBBER GROMMET 20X15-M6X10 (2)	5
6	0125 060003	UNTERLEGSCHIEBE DIN0125-A 6,4	WASHER DIN0125-A 6,4	3
7	0934 060003	SK.MUTTER DIN0934-M 6	HEXAGON NUT DIN0934-M 6	9
9	0015 060253	SK.BUNDSCHRAUBE M 6X25 SW=8	HH COLLAR SCREW M 6X25 WS=8	2
10	565.09.064.100	STOVER-FLANSCHMUTTER M6 10.9	SELF LOCKING NUT M6 10.9	2
11	0015 080503	SK.BUNDSCHRAUBE M 8X50 SW=10	HH COLLAR SCREW M 8X50 WS=10	2
12	543.10.086.200	STOVER-FLANSCHMUTTER M8 10.9	SELF LOCKING NUT M8 10.9	2
20	0797 060003	ZAHNSCHIEBE DIN6797-J 6,4	TOOTH LOCK WASH. DIN6797-A 6,4	9
21*	582.14.012.000	SILENTBLOCK 20/15 M6X14+M6X10	RUBBER GROMMET 20/15	1



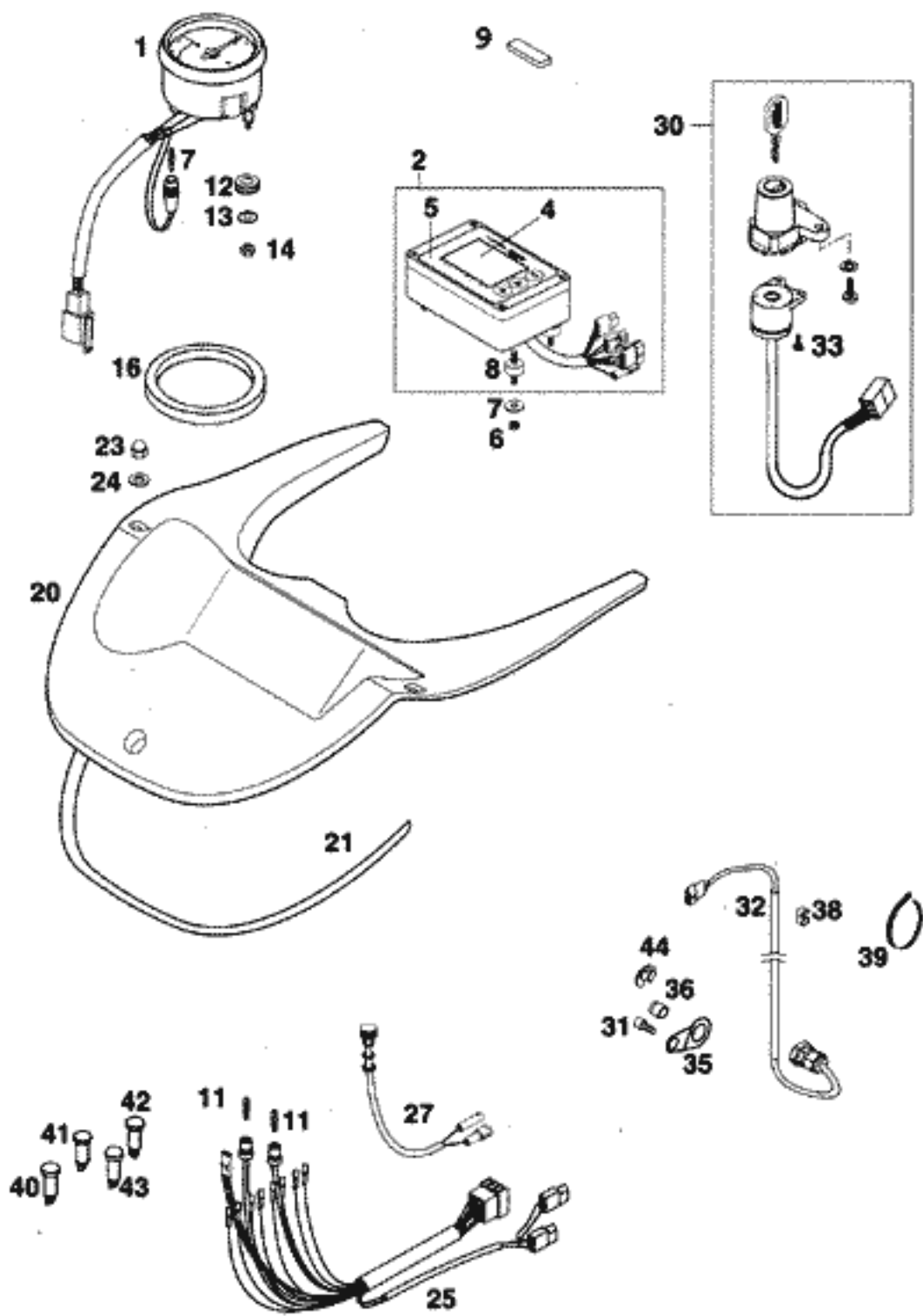


FIG	TEILNR/PARTNR	BEZEICHNUNG	DESCRIPTION	QTY
1*	587.14.075.000	DREHZAHLMESSER DUKE '99	TACHOMETER DUKE '99	1
2	582.12.085.000	TRIPMASTER IMO-100R KPL. '97	TRIPMASTER IMO-100R CPL. '97	1
4	582.12.085.050	DISPLAYGLAS FÜR TRIPM. ADV.'97	DISPLAY LENS FOR TRIPM.ADV.'97	1
5	582.12.085.051	TASTATURFOLIE F.TRIPM. ADV.'97	KEYBOARD FOIL F.TRIPM. ADV.'97	1
6	0985 040003	SS.MUTTER DIN0985-M 4	SELF LOCKING NUT DIN0985-M 4	8
7	0021 040003	SCHEIBE DIN9021-A 4,3	WASHER DIN9021-A 4,3	4
8	582.12.085.052	SILENTBLOCK 15X8-M4X10-(2)	RUBBER GROMMET 15X8-M4X10 (2)	4
9*	582.11.001.063	SCHAUMSTOFF 4X9MM PER METER	FOAM 4X9MM PER METER	2
11	491.11.425.000	LAMPE 12V 1,2W W2X4,6D	BULB 12V 1,2W (W2X4,6D)	3
12*	310.08.008.000	GUMMITÜLLE SCHWARZ	RUBBER GROMMIT BLACK	2
13*	0134 070003	UNTERLEGSCHIEBE DIN0134- 7,4	WASHER DIN0134- 7,4	2
14*	0934 050003	SK.MUTTER DIN0934-M 5	HEXAGON NUT DIN0934-M 5	2
16*	583.11.054.000	SCHAUMGUMMIRING 81X97X10	FOAM RUBBER RING 81X97X10	1
20*	582.14.070.100	COCKPITABDECKUNG ADVENTURE '01	COCKPIT COVER ADVENTURE '01	1
21*	582.14.070.150	KANTENSCHUTZ ADVENTURE 2002	BORDER PROTEC. ADVENTURE 2002	0,51
23	0587 060001	SK.HUTMUTTER DIN1587-M 6 SCHW.	HH CAP NUT DIN1587-M 6 BLACK	2
24	560.32.005.100	SCHEIBE 6X15X1,5 SCHWARZ	WASHER 6X17X1,5 BLACK	2
25*	582.11.078.100	KABELSTR.F.INSTRUMENT.ADV. 01	WIRING HAR. F. CONTROLS ADV.01	1
27	582.12.083.000	KONTRASTPOTENTIOMETER ADV. '97	CONTRAST POTENTIOMETER ADV.'97	1
30	584.11.066.000	ZÜNDLENKSCHLOSS EUROPA LC4 '98 4 SCHALTSTELLUNGEN	IGNITION LOCK EUROPE LC4 '98 4 SWITCH POSITIONS	1
30	584.11.066.100	ZÜNDLENKSCHLOSS LC4 USA,AUS'99 3 SCHALTSTELLUNGEN	IGNITION LOCK LC4 USA,AUS '99 3 SWITCH POSITIONS	1
31*	0912 080103	ISK.SCHRAUBE DIN0912-M 8X10	AH SCREW DIN912 M8X10	1
32	582.12.084.000	GEBERKABEL KPL. ADVENTURE'97	SENSOR CABLE CPL. ADVENTURE'97	1
33	0985 040123	LINSENSCHRAUBE DIN7985-M 4X12	FLAT HEAD SCREW DIN7985-M 4X12	2
35*	582.14.050.151	HALBLECH F. GEBER ADV. 01	BRACKET F.SENSOR ADVENTURE 01	1
36*	582.14.069.050	GEBERMAGNET ADVENTURE 01	SENSOR MAGNET ADVENTURE 01	1
38	550.11.022.000	ABSTANDHALTER D=6/8MM,SCHWARZ	CLAMP 8/8MM	X
39	440.11.076.100	KABELBAND 100MM	CABLE TIE 100MM	X
—	440.11.076.200	KABELBAND 200MM	CABLE TIE 200MM	X
40*	580.11.021.300	FERNLICHTKONTROLLEU. BLAU '98	H.BEAM INDICATOR LIGHT BLUE'98	1
41*	580.11.023.300	NEUTRALEKONTROLLEUCHE GRÜN '98	NEUTRAL INDIC. LIGHT GREEN '98	1
42*	580.11.022.400	TEMPERATURWARNLEUCHE ROT '98	TEMPERATURE WARN. LIGHT RED'98	1
43	580.11.024.200	BLINKERKONTROLLEUCHE GRÜN	FLASHER INDICATOR LIGHT GREEN	1
44*	0799 070000	SICH.SCHEIBE DIN6799-RS 7,0	TAB WASHER DIN6799-RS 7,0	1

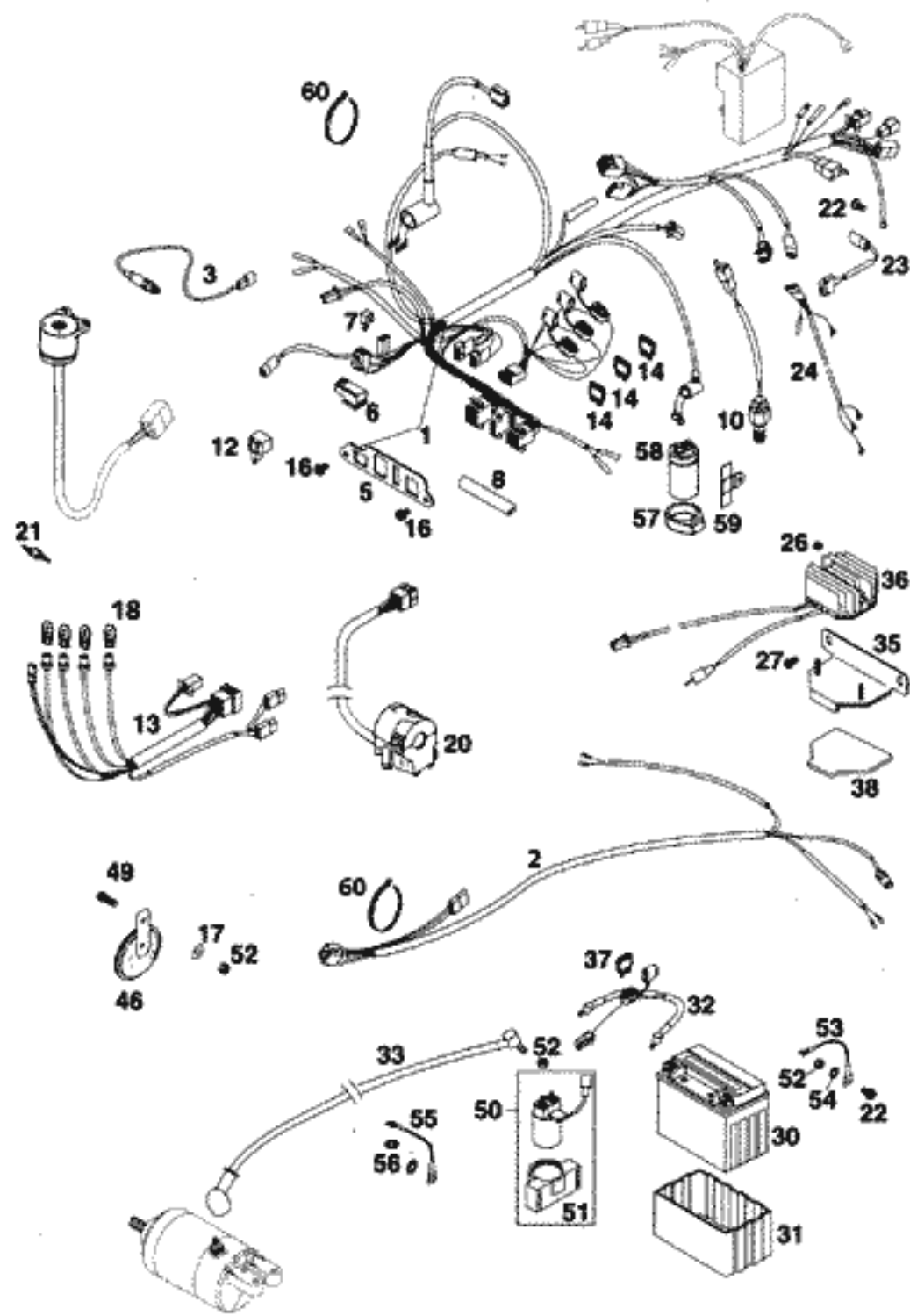


FIG	TEILNR/PARTNR	BEZEICHNUNG	DESCRIPTION	QTY
1*	582.11.075.300	HAUPTKABELSTRANG ADVENTURE 01	MAIN WIRING HARNESS ADV. 01	1
2*	584.11.176.200	KABELSTRANG HINTEN LC4 2001	WIRING HARNESS REAR LC4 2001	1
3	584.11.049.000	KUPPLUNGSSCHALTER '96	CLUTCH SWITCH '96	1
5	582.11.083.000	STECKERBORD ADVENTURE '97	BRACKET FOR PLUGS ADVENTURE'97	1
6	584.11.057.000	STARTERHILFSRELAIS '96	STARTER RELAY '96	1
7	584.11.096.100	DIODE FÜR E-START S3H-15 '97	DIODE FOR E-START S3H-15 '97	1
8	583.12.085.100	DICHTUNGSPROFIL F. ABDECKUNG	EDGE PROTECTOR FOR COVER	0,2
10	503.11.051.100	BREMSLICHTSCHALTER HINTEN '98	BRAKE LIGHT SWITCH REAR '98	1
12	446.11.207.200	BLINKGEBER SUMITOMO ADV.'97	FLASHER UNIT SUMITOMO ADV.'97	1
13*	582.11.078.100	KABELSTR.F.INSTRUMENT.ADV. 01	WIRING HAR. F. CONTROLS ADV.01	1
14*	580.11.109.110	STECKSICHERUNG 10 A 2000	FUSE 10 A 2000	3
16	0014 060103	SK.BUNDSCHRAUBE M 6X10 SW=8	HH COLLAR SCREW M 6X10 WS=8	2
17	0125 060003	UNTERLEGSCHIEBE DIN0125-A 6,4	WASHER DIN0125-A 6,4	1
18*	441.11.425.000	LAMPE 12V 1,2W (W2X4,6D)	LAMP 12V 1,2W (W2X4,6D)	4
20	582.11.070.000	LICHTSCHALTER KPL. CEV ADV.'97	LIGHT SWITCH CPL. CEV ADV.'97	1
21	510.11.050.000	BREMSLICHTSCHALTER VORNE	FRONT BRAKE LIGHT SWITCH	1
22	0014 060103	SK.BUNDSCHRAUBE M 6X10 SW=8	HH COLLAR SCREW M 6X10 WS=8	2
23	584.31.065.100	MICROSCHALTER LC4 '98	MICRO SWITCH LC4 '98	1
24	584.11.085.000	KABELSTRANG EPC FÜR MOTOR LC4	WIRING HARN. EPC F. ENGINE LC4	1
26*	565.09.064.100	STOVER-FLANSCHMUTTER M6 10.9	SELF LOCKING NUT M6 10.9	2
27	0015 060103	SK.BUNDSCHRAUBE M 6X10 SW=8	HH COLLAR SCREW M 6X10 WS=8	2
30	584.11.053.000	BATTERIE 12V 8AH '96	BATTERY 12V 8AH '96	1
31	584.11.053.050	BATTERIEHÜLLE AUS GUMMI '96	BATTERY COVER (RUBBER) '96	1
32	584.11.059.250	BATTERIEKABEL 190MM 20A '98	BATTERY CABLE 190MM 20A '98	1
		BATTERIE - STARTRELAISE	BATTERY - STARTRELAISE	
33	584.11.059.100	STARTERKABEL 700MM '97	STARTERCABLE 700 MM '97	1
		STARTERRELAISE-STARTERMOTOR	STARTERRELAISE-STARTERENGINE	
35	584.11.055.100	BATTERIEHALTEBÜ. LC4-E/DUKE'97	BATTERY BRACKET LC4-E/DUKE'97	1
36	584.11.034.100	REGLER-GLEICHRICHTER 12V '97	VOLT.REGULATOR-RECTIFIER 12V	1
37	580.11.109.020	STECKSICHERUNG 20 A	FUSE 20 A	1
38	584.11.055.150	METAMOLL F. BATTERIEHALTEBÜGEL	METAMOLL FOR BATTERY BRACKET	1
46	545.11.060.100	GLEICHSTROMHORN 12V NIKKO	DC HORN 12V NIKKO	1
49*	0014 060153	SK.BUNDSCHRAUBE M 6X15 SW=8	HH COLLAR SCREW M 6X15 WS=8	1
50	584.11.058.000	STARTERRELAIS MIT HALTEGUMMI	STARTER RELAY WITH HOLD.RUBBER	1
51	584.11.058.050	HALTEGUMMI FÜR STARTERRELAIS	HOLD. RUBBER FOR STARTRELAY	1
52	0985 060003	SS.MUTTER DIN0985-M 6	SELF LOCK. NUT DIN0985-M 6	4

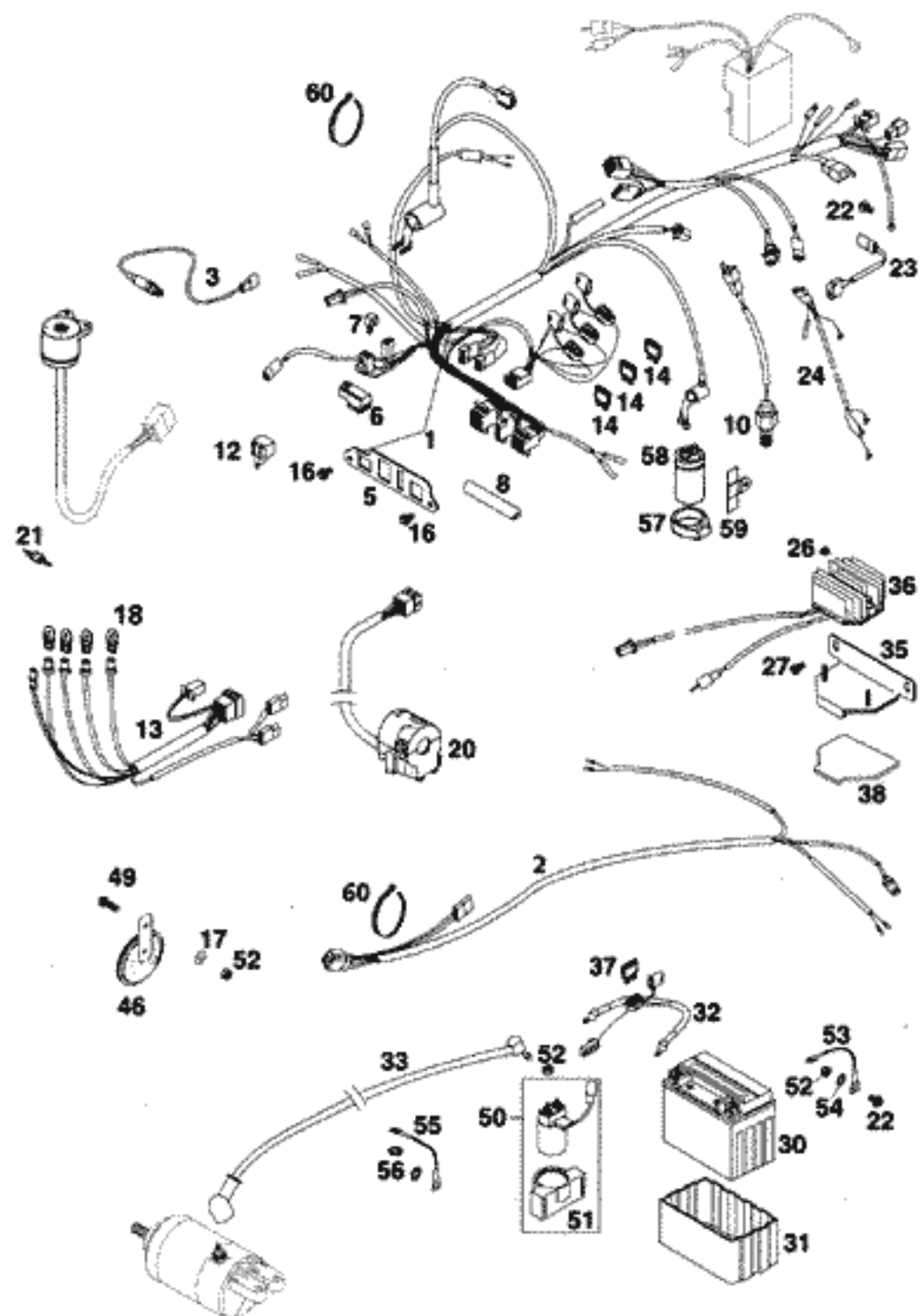


FIG	TEILNR/PARTNR	BEZEICHNUNG	DESCRIPTION	QTY
53	584.11.097.100	MASSEKABEL D=6MM L=140MM '97	GROUND CABLE D=6MM L=140MM '97	1
54	584.11.098.100	KONTAKTSCHIEBE M6 VSV-K6	CONTACT WASHER M6 VSV-K6	1
55	584.11.097.200	MASSEKABEL D=8MM L=140MM '97	GROUND CABLE D=8MM L=140MM '97	1
56	584.11.098.000	KONTAKTSCHIEBE M8 VSV-K8	CONTACT WASHER M8 VSV-K8	2
57	545.11.048.000	KONDENSATORAUFNAHME	CAPACITOR BRACKET	2
58	491.11.435.100	KONDENSATOR 25VOLT, 10.000 MF	CONDENSATOR 25V, 10.000 MF	1
59	546.11.448.000	HALTERUNG FÜR KONDENSATOR	BRACKET FOR CAPACITOR	1
60	440.11.076.305	KABELBAND 290MM	CABLE TIE 290MM	X
—	440.11.076.200	KABELBAND 200MM	CABLE TIE 200MM	X
—	440.11.076.100	KABELBAND 100MM	CABLE TIE 100MM	X

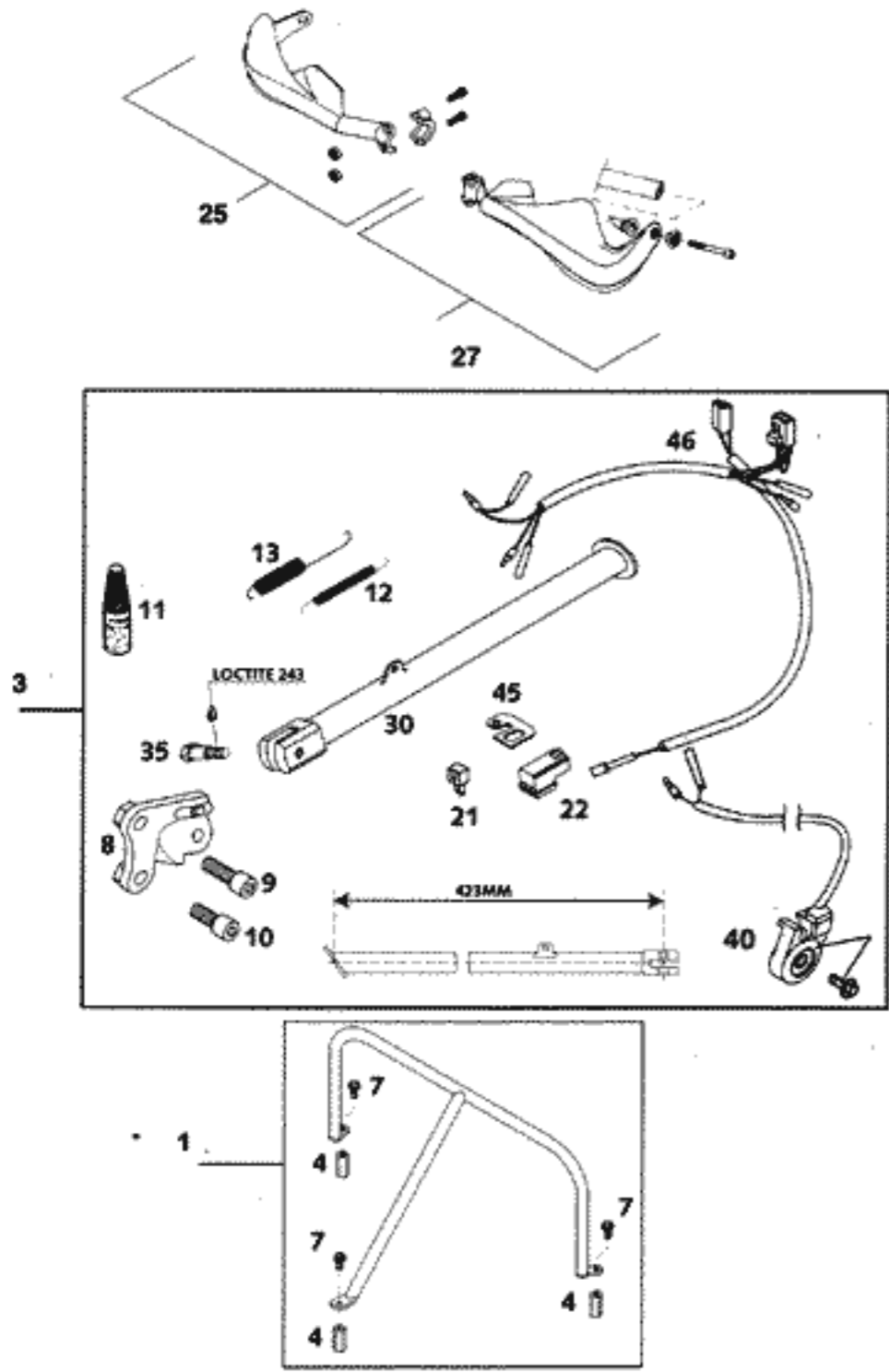
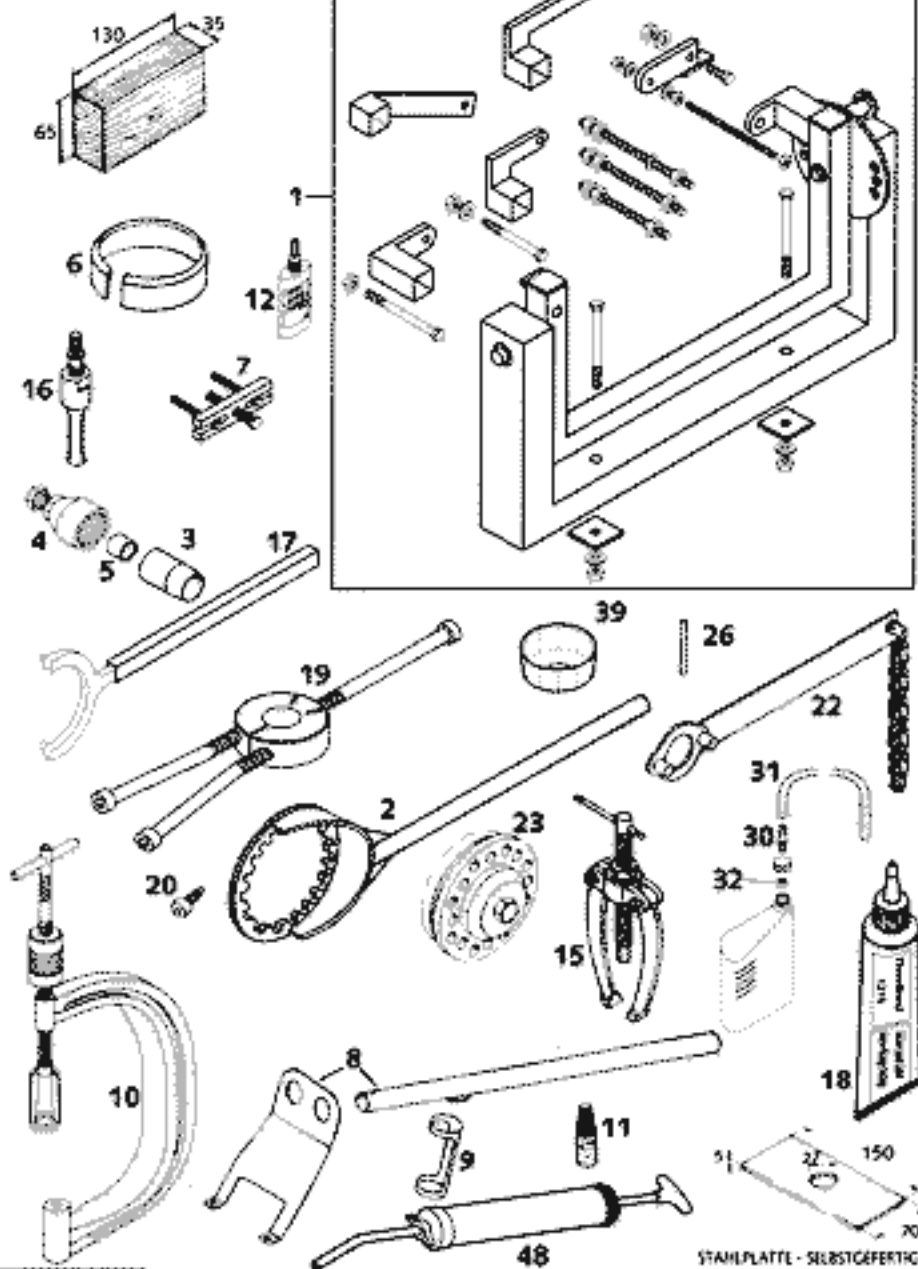


FIG	TEILNR/PARTNR	BEZEICHNUNG	DESCRIPTION	QTY
1*	582.12.090.044	ROADBOOKTRÄGER KPL. ADVENTURE	ROADBOOK CARRIER CPL. ADVENTURE	1
3*	584.03.023.644/90	SEITENSTÄNDER KPL. ADV/LC4 2001	SIDESTAND CPL. ADV/LC4 2001	1
4	730.01.039.100	SK-MUTTER M6 L=25MM SW=10	HH NUT M6 L=25MM WS=10	3
7	0015 060123	SK.BUNDSCHRAUBE M 6X12 SW=8	HH COLLAR SCREW M 6X12 WS=8	3
8*	584.03.026.500	STÄNDERKONSOLE M10 LC4/S.M.'99	S.STAND BRACKET M10 LC4/S.M.'99	1
9*	0912 100303	ISK.SCHRAUBE DIN0912-M10X30	AH SCREW DIN0912-M10X30	1
10*	0912 100256	ISK.SCHRAUBE DIN0912-M10X25	AH SCREW DIN0912-M10X25	1
11*	6 899 785	LOCTITE 243 BLAU 6CCM	LOCTITE 243 BLUE 6CCM	1
12*	584.03.030.000	STÄNDERFEDER D=7,7MM '97	SIDE STAND SPRING D=7,7MM '97	1
13*	510.03.021.000	STÄNDERFEDER LANG	SIDESTAND SPRING LONG	1
21*	584.11.096.100	DIODE FÜR E-START S3H-15 '97	DIODE FOR E-START S3H-15 '97	1
22*	584.11.057.000	STARTERHILFSRELAIS '96	STARTER RELAY '96	1
25*	600.02.081.000/30	HANDSCHUTZ RE. KPL. M.BEF.	HAND GUARD R/S CPL.W.FAST.	1
27*	600.02.080.000/30	HANDSCHUTZ LI. KPL.M. BEF.	HAND GUARD L/S CPL.W.FAST.	1
30*	584.03.023.600/90	SEITENST. SILBER M10 LC4 2000	SIDE STAND SILVER M10 LC4 2000	1
35	582.03.027.200	SCHRAUBE F. SEITENSTÄNDER '99	SCREW FOR SIDE STAND '99	1
40*	584.11.045.000	SEITENSTÄNDERSCHALTER KPL. '97	SIDE STAND SWITCH CPL. '97	1
45*	583.11.031.000	HALTEBLECH	BRACKET	1
46*	584.11.046.000	SEITENSTÄNDERKABEL 400/640 '99	SIDE STAND CABLE 400/640 '99	1

HOLZKLÖTZ - SELBSTGEFERTIGT
WOODEN BLOCK - HOME MADE



STAHLPLATTE - SELBSTGEFERTIGT
STEEL PLATE - HOME MADE

01-584.29.0

FIG	TEILNR/PARTNR	BEZEICHNUNG	DESCRIPTION	QTY
1	560.12.001.000	UNIVERSALMONTAGEBOCK '96	UNIVERSAL MOUNTING RACK '96	1
2	583.29.003.000	KUPPLUNGSHALTER D=160MM LC4'94	CLUTCH HOLDER D=160MM LC4'94	1
3	580.12.005.025	MONTAGEHÜLSE D=25MM FÜR KURBELW.SIMMERRING LINKS	MOUNTING SLEEVE D=25MM FOR CRANKSHAFT SEAL L/S	1
4	584.29.009.000	SCHWUNGRADABZIEHER	MAGNETO EXTRACTOR	1
5	584.29.031.000	SCHUTZKAPPE F. KURBELWELLE M16	PROTECTOR CAP F. CRANKSHAFT M16	1
6	580.12.015.101	KOLBEN-MONTAGERING D=101MM 620/640 LC4	PISTON RING COMPRESSOR D=101MM 620/640 LC4	1
6	580.12.015.089	KOLBEN-MONTAGERING D=89MM 350/400 LC4	PISTON RING COMPRESSOR D=89MM 350/400 LC4	1
7*	590.29.021.000	ABZIEHER PRIM.RAD-KUPPL.MITN. F.PRIMÄRRAD U.KUPPL. MITN.EHMER	EXTRACT.PRIM.GEAR-INNER CLUTCH F.PRIM.GEAR D.INNER CLUTCHHUB	1
8	580.12.019.000	VENTIL-MONTAGEVORRICHTUNG	VALVE INSTALLATION KIT	1
9	6 276 470	VENTILFEDER-SPANNEINSATZ	PUSH INSERT	1
10*	590.29.019.000	VENTILFEDERHEBER	VALVE SPRING LEVER	1
11	6 899 785	LOCTITE 243 BLAU 6CCM	LOCTITE 243 BLUE 6CCM	X
12	584.29.059.000	LOCTITE 648 GRÜN 20ML	LOCTITE 648 GREEN 20ML	X
15	151.12.017.000	LAGERAUSZIEHER	BEARING EXTRACTOR	1
16	151.12.018.000	EINSATZ 12-16 MM	INTERN.BEAR.PULLER 12-16 MM	1
16	151.12.018.100	EINSATZ 18-23 MM	INTERN.BEAR.PULLER 18-23 MM	1
17	584.29.012.000	HALTESCHLÜSSEL F. SCHWUNGRAD	HOLDING WRENCH FOR WHEEL	1
18	309098	SILIKONDICHTMASSE THREE-BOND	SILICON GASKET THREE-BOND	1
19*	584.29.037.043	MONTAGEW.F.LAGERINNENR. NJ 207	MOUNTING TOOL F.BEARING NJ 207	1
19*	584.29.037.040	MONTAGEW.F.LAGERINNENR. NJ 306	MOUNTING TOOL F.BEARING NJ 306	1
20	580.30.080.000	FIXIERSCHRAUBE M8	LOCATING SCREW M8	1
22	510.12.012.000	HALTESCHLÜSSEL F. KETTENRITZEL	HOLDING SPANNER FOR SPROCKET	1
23	546.29.027.000	NIETWERKZEUG FÜR KUPPLUNG	RIVETTING TOOL FOR CLUTCH	1
26	580.29.026.007	GRENZLEHRDORN F. VENTILFÜHRUNG D=7,05MM	LIMIT PLUG GAUGE F.VALVE GUIDE D=7,05MM	1
30	590.30.022.000	ENTLÜFTUNGSSTÜTZEN M8 SW=10'99	BLEEDER FLANGE M8 WS=10 '99	1
31	310.07.107.001	PVC-SCHLAUCH 6X9 MM PER METER	PVC-HOSE 6X9 MM PER METER	0,3
32	0934 080003	SK.MUTTER DIN0934-M 8	HEXAGON NUT DIN0934-M 8	1
39	583.29.039.000	SCHLÜSSEL FÜR SCHRAUBFILTER	WRENCH SCREW FILTER	1
48	584.29.048.000	SPRITZE F. RAHMENBRUSTROHR '99 ENTLÜFTEN FÜR RAHMENBRUSTROHR	INJEKTION FOR FRONT PIPE '99 DEAERATE FOR FRONT PIPE	1

TECHNICAL SPECIFICATIONS - CHASSIS 640 LC4 ADVENTURE 2001

	640 LC4 Adventure
Frame	Central chrome-moly-steel frame
Fork	WP USD
Wheel travel front/rear	275/300 mm (10,5/12 in)
Rear suspension	Central shock absorber (WP) with PRO-LEVER linkage to rear-swingarm with needle bearing
Front brake	Disc brake with carbon-steel brake disc Ø 320 mm (11,8 in), brake caliper floated
Rear brake	Disc brake with carbon-steel brake disc Ø 220 mm (8,7 in), brake caliper floated
Tyres front	90/90-21 Enduro3
Air pressure offroad	1,8 bar (21 psi)
Air press. road, driver only	2,0 bar (29 psi)
Tyres rear	140/80-18 Enduro3
Air press. road, driver only	2,0 bar (29 psi)
Air press. road, with passenger	2,2 bar (32 psi)
Fuel tank capacity	28 liter (7,4 US gallons) of that 3,5 liter (1 US gallons) reserve
Final drive ratio	16 : 42
Chain	5/8 x 1/4 " O-Ring
Battery	maintenance-free battery 12V 8Ah
Steering angle	62,5°
Wheel base	1510 ± 10 mm (59,4 ± 0,4 in)
Seat high	955 mm (37,7 in)
Ground clearance	355 mm (14,2 in)
Dead weight without fuel	154 kg (340 lbs)
Max. permissible front axle load	150 kg (331 lbs)
Max. permissible rear axle load	230 kg (507 lbs)
Max. permissible laden weight	380 kg (839 lbs)

STANDARD ADJUSTMENT - FORK

	14.18.V704
Compression adjuster	14
Rebound adjuster	14
Spring	4,4 N/mm
Spring preload	4 mm
Air chamber length	120 mm
Capacity per fork leg	ca 420 ccm
Fork oil	SAE 5

STANDARD-ADJUSTMENT - SHOCK ABSORBER

	01.18.V709
Compression adjuster	3
Rebound adjuster	5
Spring	66/260
Spring preload	27 mm (0,9 in)

TIGHTENING TORQUES - CHASSIS 640 LC4 ADVENTURE

Collar nut front axle	M16x1,5, M17	40 Nm	(30ft.lb)
Collar nut rear axle	M20x1,5	80 Nm	(59ft.lb)
Shock absorber top/bottom	M10	45 Nm	(33ft.lb)
Collar screws brake disk front/rear	M6	Loctite 243 + 10Nm	(7ft.lb)
Screw brake caliper front	M8	Loctite 243 + 25 Nm	(19ft.lb)
Bearing bolt linkage arm/frame	M12	60 Nm	(44ft.lb)
Collar nuts rocker arm bolts	M14x1,5	100 Nm	(74ft.lb)
Engine mounting screw	M10	45 Nm	(33ft.lb)
Sprocket screws on nuts	M8	Loctite 243 + 35 Nm	(25ft.lb)
Collar nut swingarm bolt	M14x1,5	100 Nm	(74ft.lb)
Clamping screws top triple clamp	M8	20 Nm	(15ft.lb)
Clamping screws bottom triple clamp	M8	15 Nm	(11ft.lb)
Clamping screws fork stubs	M8	10 Nm	(7ft.lb)
Other screws/collar nuts on chassis	M6	10 / 15 Nm	(7 / 11ft.lb)
	M8	25 / 30 Nm	(19 / 22ft.lb)
	M10	45 / 50 Nm	(33 / 37ft.lb)

TECHNICAL DATA – ENGINE 400/640 LC4-E, 640 LC4 ADVENTURE, 640 DUKE 2001

Type	400 LC4-E	640 LC4-E, 640 LC4 Adventure, 640 Duke
Design	Liquid-cooled single cylinder 4-stroke engine with balancer shaft and electric starter	
Displacement	398 ccm	624,6 ccm
Bore / Stroke	89 / 64 mm	101 / 78 mm
Ratio	10,8 : 1	11,0 : 1
Fuel	unleaded premium gasoline with a least RON 95	
Valve timing	4 valves over rocker arm and 1 overhead camshaft, camshaft drive through single chain	
Camshaft	249/1	
Valve diameter	Intake: 36 mm Exhaust: 30 mm	
Valve clearance cold	Intake: 0.20 mm Exhaust: 0.20 mm	Intake: 0.15 mm Exhaust: 0.15 mm
Crank shaft bearing	2 cylinder roller bearing	
Connecting rod bearing	needle bearing	
Top end bearing	bronze bushing	
Piston	forged/cast aluminium alloy	
Piston rings	1 compression ring, 1 taper face ring, 1 oil scraper ring	
Engine lubrication	2 Eaton-Oilpumps	
Quantity of engine oil	see table	
Engine oil	2.1 liters including frame	
Primary ratio	straight geared spur wheels 30 : 81 teeth	
Clutch	multi disc clutch in oil bath	
Transmission	5-speed claw shifted	
Ignition system	contactless DC- CDI ignition with digital advanced system type KOKUSAN	
Ignition timing	adjustment to max. 38° BTDC at 6000 rpm	
Generator	12V 200W	
Spark plug	NGK DPR8 EA9	
Spark plug gap	0.9 mm	
Cooling system	liquid cooled, permanent rotation of cooling liquid through mechanic driven water pump	
Cooling liquid	1 liter, 40% antifreeze, 60% water, at least -25° C (-13° F)	
Starting equipment	electric starter, kick starter	

ASSEMBLY CLEARANCE, WEAR LIMIT

Crank shaft	axial play	0.03 - 0.12 mm
	run out of crank stud	max. 0.08 mm
Connecting rod bearing	radial play	max. 0.05 mm
	axial play	max. 1.10 mm
Cylinder 400	bore	max. 89.04 mm
Cylinder 640	bore	max. 101.04 mm
Piston forged	assembly clearance	max. 0.12 mm
Piston cast	assembly clearance	max. 0.05 mm
Piston rings end gap	compression rings	max. 0.80 mm
	oil scraper ring	max. 1.00 mm
Valves	seat sealing intake	max. 1.50 mm
	seat sealing exhaust	max. 2.00 mm
	run out of valve heads	max. 0.05 mm
	valve guides diameter	max. 7.05 mm
Oil pumps	clearance outer rotor - housing	max. 0.20 mm
	clearance outer rotor - inner rotor	max. 0.20 mm
Bypass valve	minimum spring length	25.00 mm
Clutch	Length of springs	min. 34.5 mm (new 37.00 mm)
	wear limit organic	min. 2.50 mm
Camshaft	diameter of bearing bolt (needle bearing)	min. 19.97 mm
Transmission shafts	axial play	0.10 - 0.40 mm

A washed motorcycle can be checked more quickly which saves money!

1. Service
after
1000 km

2. Service after
5000 km, then
every 5000 km or
once a year

	1. Service after 1000 km	2. Service after 5000 km, then every 5000 km or once a year
ENGINE	Change engine oil, oil filter, and fine filter	●
	Clean oil screens and magnet of drain plug	●
	Check oil lines for damage and kink-less arrangement	●
	Check and adjust spark plug, replace it every 10,000 km	●
	Check and adjust valve clearance	●
	Check engine fastening screws for tight fit	●
CARBURETOR	Check carburetor connection boots for cracks and leaks	●
	Check idle setting	●
	Check bleeder hoses for damage and kink-free arrangement	●
ADD-ON-PARTS	Check cooling system for leaks, antifreeze protection	●
	Check radiator fan for proper operation	●
	Check exhaust system for leaks and suspension	●
	Check actuating cables for damage, smooth operation, and kink-less arrangement, and adjust and lubricate them	●
	Clean air filter and air filter box	●
	Check cables for damage and kink-less arrangement	●
	Check headlamp adjustment	●
	Check electrical system for function (low/high beams, stop light, turn indicators, headlamp flasher, tell-tale lamps, speedometer illumination, horn, side-stand switch, clutch switch, emergency-off switch)	●
BRAKES	Check brake fluid level, lining thickness, and brake discs	●
	Check brake lines for damage and leaks	●
	Check/adjust smooth operation, free travel of handbrake/footbrake levers	●
	Check screws of brake system for tight fit	●
CHASSIS	Check suspension strut and fork for leaks and proper operation	●
	Check O-ring of suspension strut for wear	●
	Clean dust sleeves	●
	Bleed fork legs	●
	Check swinging-fork pivot	●
	Check/adjust steering-head bearing	●
	Lubricate reversing lever	●
WHEELS	Check all chassis screws for tight fit (fork plates, fork leg, axle nuts/screws, swinging-fork pivot, reversing lever, suspension strut)	●
	Check spoke tension and rim join	●
	Check tire condition and inflation pressure	●
	Check chain, chain wheels, chain wheel guides for wear, tight fit, and tension	●
	Lubricate chain	●
		●

IMPORTANT RECOMMENDED MAINTENANCE PROCEDURES TO BE PERFORMED BASED ON A SEPARATE SUPPLEMENTARY ORDER

	at least once a year	every 2 years or 20000 km
Perform complete fork maintenance	●	
Perform complete suspension strut maintenance		●
Perform complete reversing lever maintenance		●
Clean and lubricate steering-head bearing and sealing elements	●	
Clean and adjust the carburetor	●	
Treat the electrical contacts and switches with contact spray	●	
Treat battery connections with contact grease	●	
Change the brake fluid	●	

IF MOTORCYCLE IS USED FOR COMPETITION 5000 KM SERVICE SHOULD BE CARRIED OUT AFTER EVERY RACE! SERVICE INTERVALS SHOULD NEVER BE EXCEED BY MORE THAN 500 KM. MAINTENANCE WORK DONE BY KTM AUTHORISED WORKSHOPS IS NOT A SUBSTITUTE OF CARE AND CHECKS DONE BY THE RIDER!

VITAL CHECKS AND CARE PROCEDURES TO BE CONDUCTED BY THE OWNER OR THE MECHANIC

	before each start	after every cleaning	for cross country use	once a year
Check oil level	●			
Check brake fluid level	●			
Check brake pads for wear	●			
Check lighting system for proper operation	●			
Check horn for proper operation	●			
Lubricate and adjust actuating cables and nipples		●		
Bleed fork legs in regular intervals			●	
Remove and clean dust sleeves in regular intervals			●	
Clean and lubricate chain as necessary		●	●	
Check chain tension	●	●	●	
Clean air filter and filter box				●
Check tire pressure and wear	●			
Check coolant level	●			
Check fuel lines for leaks	●			
Drain float chamber		●		
Verify smooth operation of all controls	●			
Check brake performance	●	●		
Treat exposed metal components (except for the braking and exhaust systems) with wax-based anti-corrosion agents		●		
Treat ignition/steering lock and light switch with contact spray		●		
Check all screws, nuts, and hose clamps for their tight fit				●

TIGHTENING TORQUES - ENGINE

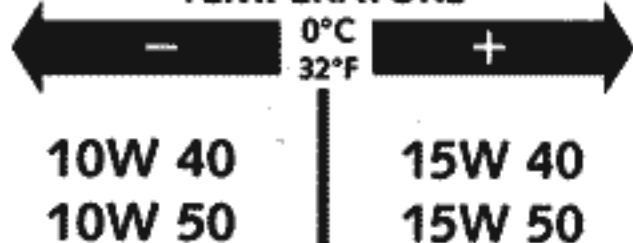
Hexagon nut at primary gear	M20x1.5	Loctite 243 + 170 Nm	(125 ft.lb)
Collar nut flywheel	M16x1.25 LH thread	80° C + 150 Nm	(132 ft.lb)
Hexagon nut for inner clutch hub	M18x1.5	Loctite 648 + 80 Nm	(60 ft.lb)
Kickstarter stop screw	M12x1.5	50 Nm	(35 ft.lb)
Allan head screws oil pump	M6	Loctite 243 + 8 Nm	(6 ft.lb)
Allan head screws freewheel hub	M6x12/M6x12.5	Loctite 648 + 18 Nm	(13 ft.lb)
Hexagon screw camshaft gear	M10	Loctite 243 + 35 Nm	(26 ft.lb)
Allan head screw cylinder head top sect.	M6x25/M6x65/M6x70 (8.8)	8 Nm	(6 ft.lb)
Allan head screw cylinder head top sect.	M6x50/M6x55 (12.9)	20 Nm	(15 ft.lb)
Cylinder head screws	M10	50 Nm	(37 ft.lb)
Collar nuts at cylinder base	M10	40 Nm	(30 ft.lb)
Hexagon screw chain sprocket	M10	Loctite 243 + 40 Nm	(30 ft.lb)
Oil drain plug	M22x1.5	30 Nm	(22 ft.lb)
Magnetic plug	M12x1.5	20 Nm	(15 ft.lb)
Plug bypass valve	M12x1.5	20 Nm	(15 ft.lb)
Hollow screws oil lines	M8x1	10 Nm	(7.4 ft.lb)
Hollow screws oil lines	M10x1	15 Nm	(11 ft.lb)
Jet screw clutch cover	M8	10 Nm	(7.4 ft.lb)
Screw plug timing-chain tensioner	M12x1.5	20 Nm	(15 ft.lb)
Counternuts valve adjusting screws	M7x0.75	20 Nm	(15 ft.lb)
Crankshaft locking bolt	M8	25 Nm	(19 ft.lb)
Engine mounting bolt	M8	40 Nm	(30 ft.lb)
Engine mounting bolt	M10	70 Nm	(50 ft.lb)

GEAR RATIOS

Primary ratio	Transmission	Original final drive ratio	Available chain drive sprockets	Available final drive sprockets
30:81	1st gear 14:35	15:45 16:42 17:38 17:42	15 t 16 t for chain 17 t 3/8 x 1/4"	38 t
	2nd gear 15:24			40 t for chain
	3rd gear 18:21			42 t 3/8 x 1/4"
	4th gear 20:19			45 t
	5th gear 22:18			48 t

API: SG, SH

TEMPERATURE



Engine oil

Use only oil brands, which meet quality requirements (Shell Advance Ultra 4) of API-classes SG or SH (informations on bottles) or higher.

CAUTION

POOR OIL QUALITY OR MINOR QUANTITY EFFECT EARLY ENGINE-WEAR.

BASIC CARBURETOR SETTING

	400 LC4-E 25 kW	400 LC4-E 31 kW	400 LC4-E USA
Type	PHM 38 ND	PHM 38 ND	BST40-225
Carb.-setting number	100197	100197	090298
Main jet	130	130	142,5
Needle jet	AR 264	AR 264	689 X-6
Idling jet	50	50	45
Jet needle	K 23	K 23	6G5
Needle clip pos. f. top	2. from top	2. from top	3. from top
Mixt. adj. screw open	1,5 turns	1,5 turns	2,25 turns
Throttle valve	50/1	50/1	-
Starting jet	45(50,55)	45(50,55)	-
Performance restrictor	slide stop 51mm	-	-

BASIC CARBURETOR SETTING

	640 LC4-E, Adventure 25 kW	640 LC4-E, Adventure 36 kW	640 Duke 40 kW
Type	BST40-225	BST40-225	BST40-225
Carb.-setting number	080298	090298	100299
Main jet	142,5	142,5	145
Needle jet	689 X-6	689 X-6	689 X-6
Idling jet	45	45	45
Jet needle	6G5	6G5	6G5
Needle clip pos. f. top	3. from top	3. from top	3. from top
Mixt. adj. screw open	2,25	2,25	2,25
Throttle valve	-	-	-
Starting jet	-	-	-
Performance restrictor	slide stop 17mm	-	-