


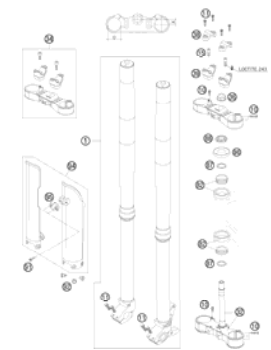
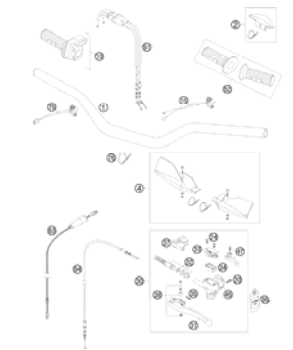
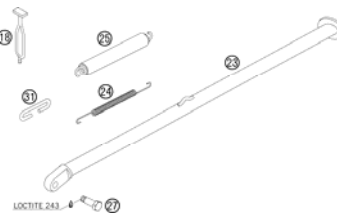

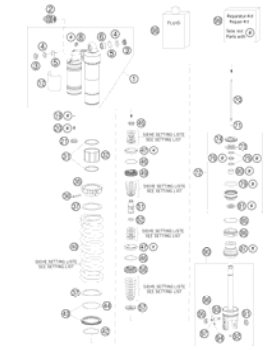
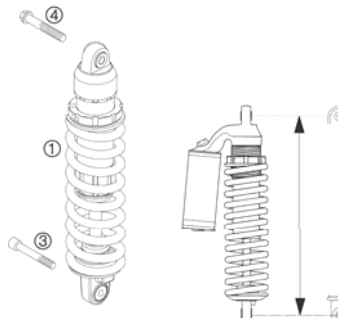
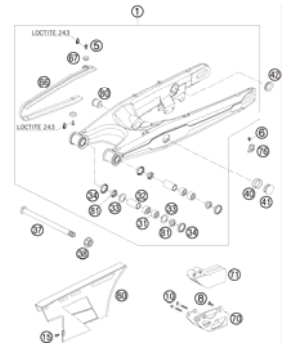
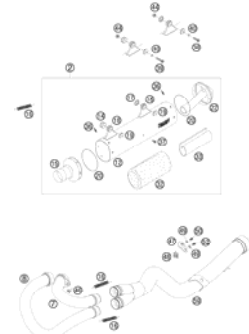
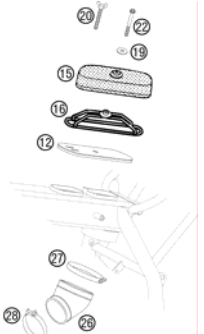
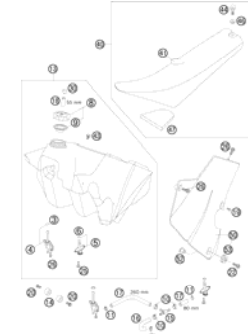
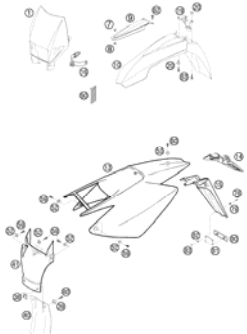
FE 450e/6 USA 2008


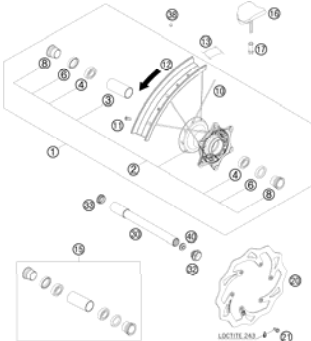
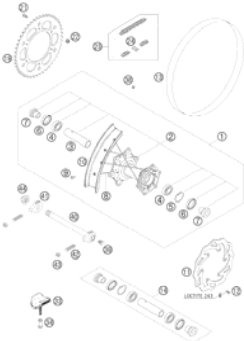

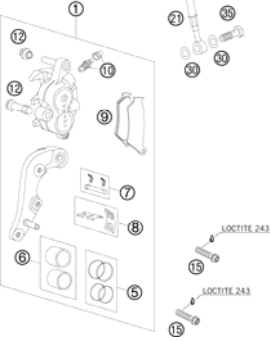
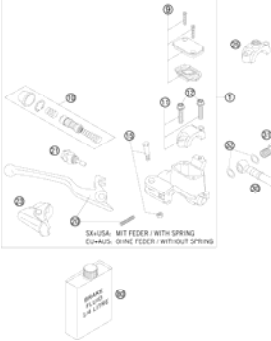
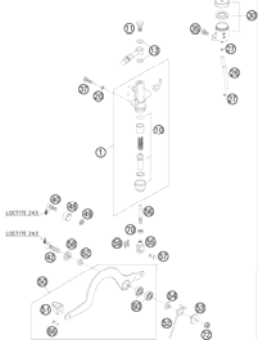
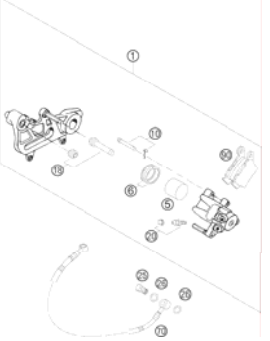
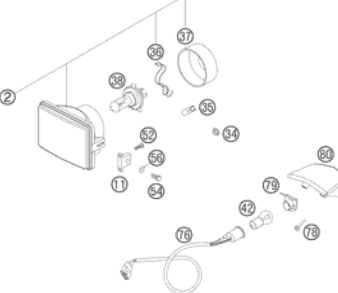

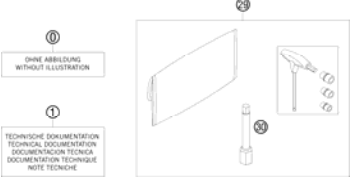
SPARE PARTS MANUAL: CHASSIS


ART.NO.: 3CF2375H3EN

ENGLISH



<p>FRONT FORK DISASSEMBLED</p>  <p>4</p>	<p>FRONT FORK, TRIPLE CLAMP</p>  <p>6</p>	<p>HANDLEBAR, CONTROLS</p>  <p>7</p>	<p>SIDE STAND</p>  <p>8</p>
<p>FRAME</p>  <p>9</p>	<p>MONOSHOCK DISASSEMBLED</p>  <p>10</p>	<p>MONOSHOCK</p>  <p>12</p>	<p>SWING ARM</p>  <p>13</p>
<p>EXHAUST SYSTEM</p>  <p>14</p>	<p>AIR FILTER</p>  <p>15</p>	<p>TANK, SEAT, COVER</p>  <p>16</p>	<p>MASK, FENDERS</p>  <p>17</p>

DECAL  18	FRONT WHEEL  19	REAR WHEEL  20	WIRING HARNESS  21
BRAKE CALIPER FRONT  22	HAND BRAKE CYLINDER  23	REAR BRAKE CONTROL  24	BRAKE CALIPER REAR  25
LIGHTING SYSTEM  26	INSTRUMENTS / LOCK SYSTEM  27	ACCESSORIES KIT  28	

		<p>All information contained is without obligation. KTM-Sportmotorcycle AG particularly reserves the right to modify any equipment, technical specifications, prices, colors, shapes, materials, services, service work, constructions, equipment and the like so as to adapt them to local conditions or to cancel any of the above items, all without previous announcement and without giving reasons. KTM may stop manufacturing certain models without previous notice. KTM shall not be held liable for any deviations of availability and/or ability to deliver, illustrations, descriptions, printing and/or other errors. The illustrated models partly contain extra equipment, which is not applied to standard models. © by KTM-SPORTMOTORCYCLE AG, Mattighofen AUSTRIA; All rights reserved; Reprint, also in extracts, with written allowance of KTM-SPORTMOTORCYCLE AG, Mattighofen only.</p>	

FRONT FORK DISASSEMBLED

FE 450e/6 USA 2008

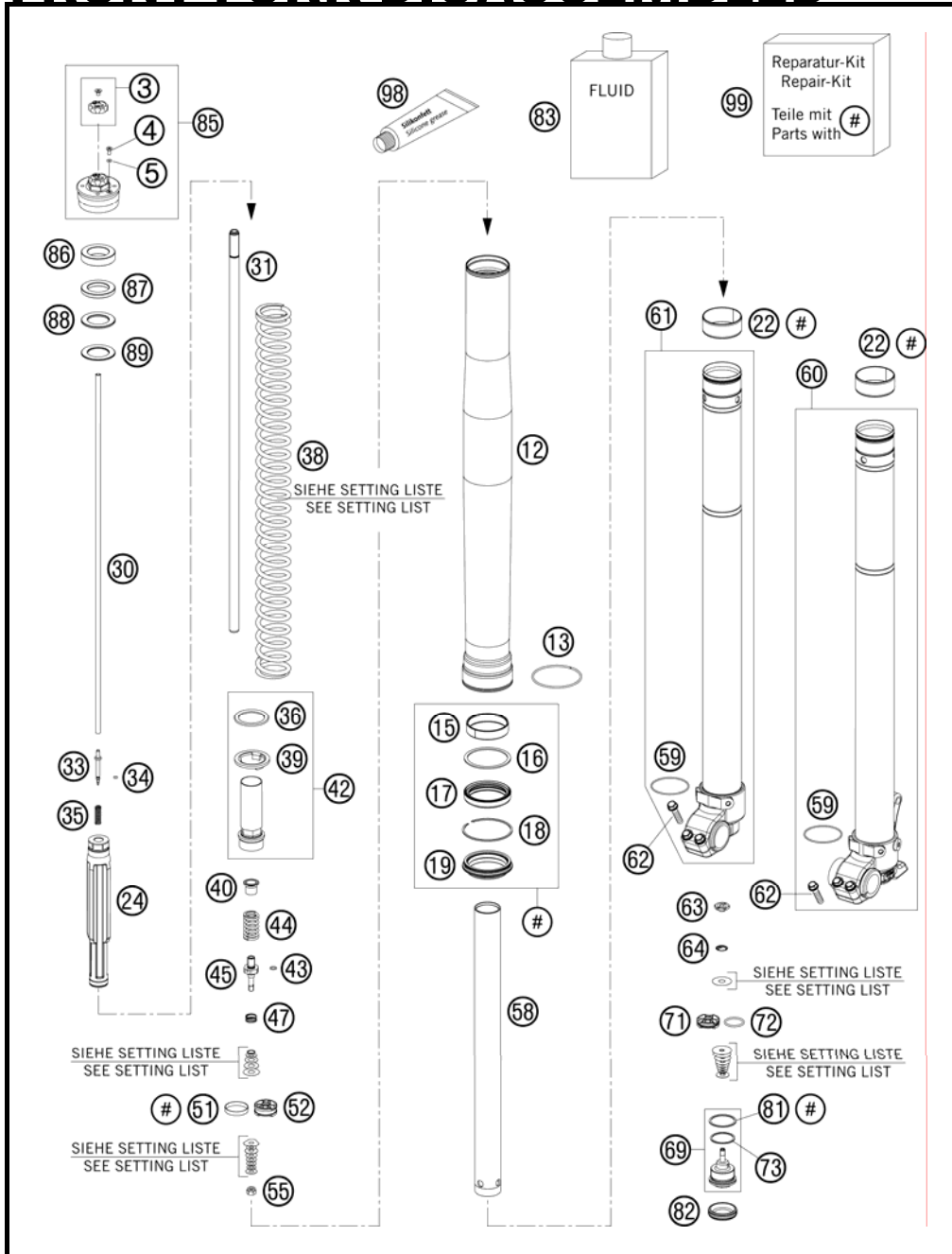


FIG	PART NUMBER	DESCRIPTION	QTY
3	48600564S	SETTING KNOB + SCREW	2
4	48600481	VENT SCREW M4X8	2
5	48600009	O-RING NBR 3,7X1,6	2
12*	48600693	OUTER TUBE L577 D54/60MM 2L BL	2
13	48600016	GUIDING RING D=58MM	2
15	48600429	DU-BUSH D48XD52X12DDL02	2
16	48600013	SUPPORT RING 50 X 57,6 X 1,5	2
17*	48600347	OIL SEAL RING 48X57,8X9,5 03	2
18	48600070	LOCK WASHER SB58	2
19	48600400	DUST CAP D=48 58,4X11,8	2
22	48600428	DU-BUSH D47XD49X20DDL02	2
24	48600557S	HYDR.STOP L=200 D=31,9 CPL. 07	2
30*	48600572	ADJUSTING TUBE L=515	2
31*	48600571	PISTON ROD D=12 L=549 ALU	2
33	48600277	ADJUSTER NEEDLE 07	2
34	48600298	O-RING 2X1,5 NBR	2
35	48600444	REBOUND SPRING C=4N/MM	2
36	48600113	WASHER 32X42X2,5	2
38	91410006S	SPRING 4,4N/MM SET D=5,1MM	x
38	91410019S	SPRING 4,6N/MM SET D=5,1MM	x
38	91410060S	SPRING 4,2 N/MM SET D=5,0MM	x
39	48600021	INTERM. RING 26,2 X 43 X 3	2
40	48600525	GUIDING BUSH REBOUND SPRING	2
42	48600556S	SCREW SLEEVE M29,3X1 L=90 CPL.	2
43	48600299	O-RING 6X1,2 NBR	2
44	48600511	REBOUND SPRING L=32 C=17	2
45	48600513	TAP REBOUND 07	2
47	35480377	SPRING CHECK VALVE D=0,5	2
51	48600060	PISTON RING 5X1X84	2
52	48600042	PISTON REBOUND D=27,7	2
55	40540486	NUT M6X0,5 REBOUND	2
58	48600081	TUBE 29,3X1X390 D=8,5MM	2
59	48600048	O-RING NBR 46 X 2	2
60*	48600237S2	AXLE CLAMP L/S + TUBE CPL. 08	1
61*	48600238S3	AXLE CLAMP R/S + TUBE CPL. 08	1
62*	0025080256	HH COLLAR SCREW M8X25 TX40	4

087800131 / C087800131

* NEW PART

X AS REQUIRED



FRONT FORK DISASSEMBLED

FE 450e/6 USA 2008

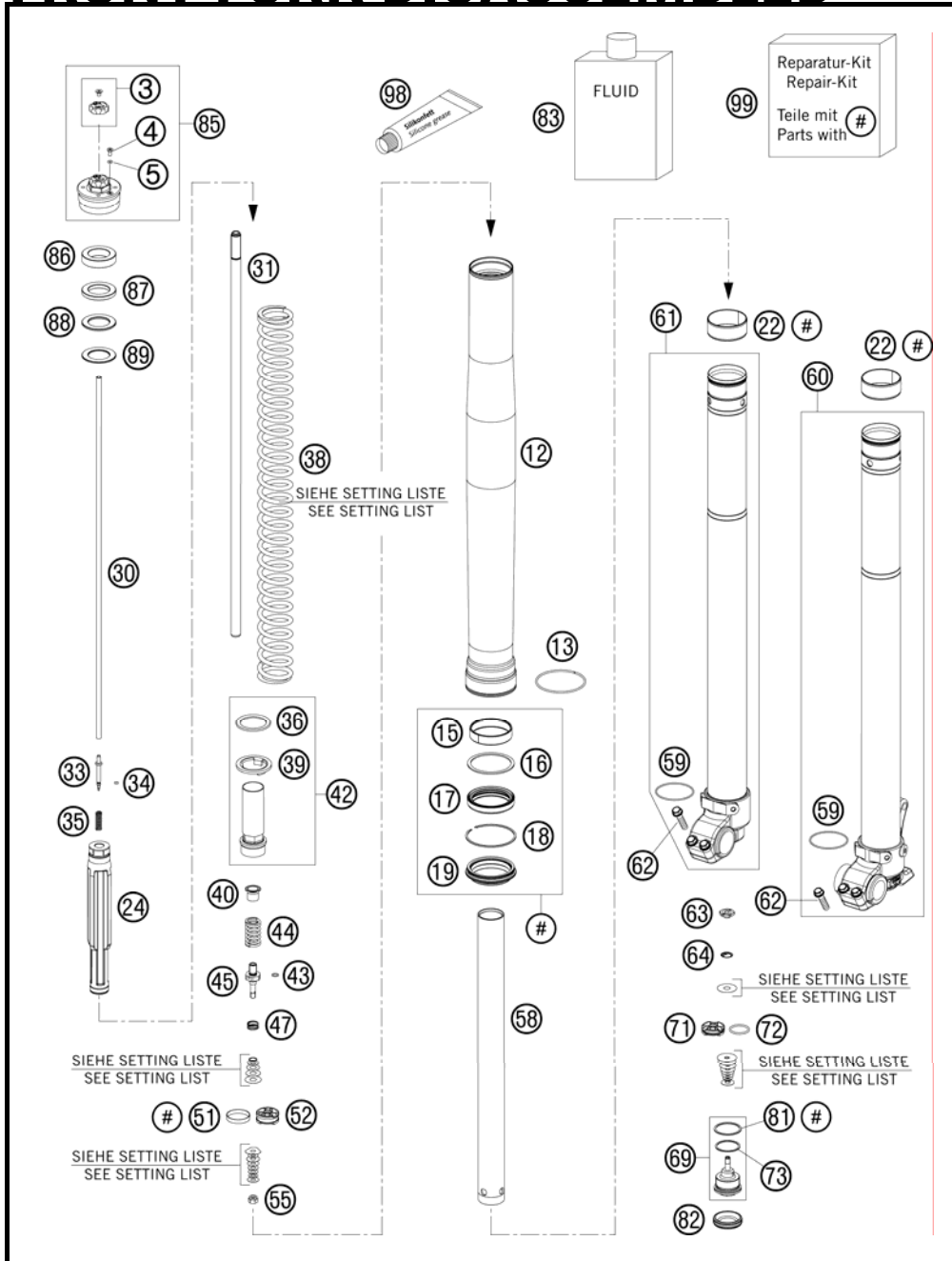


FIG	PART NUMBER	DESCRIPTION	QTY
63	48600163	CHECK VALVE NUT M6X0,5 D=2	2
64	48600202	SPRING CHECK VALVE D=0,7	2
69	48600586S	TAP COMPRESSION CPL. 07	2
71	48600047	PISTON COMPRESSION D=27,9	2
72	46811499	O-RING NBR 21X2	2
73	35480320	O-RING NBR 24X2	2
81	48600004	COPPER WASHER 29,5X33,5X1	2
82	48600141	RUBBER CAP D=35MM	2
83	48600401S1	FORK OIL SAE5 5L 2005	1
85	48600431S1	PRE-LOAD ADJ. M51X1,5 CPL. 07	2
86	48600038	SPACER 42X26,5X10	2
87	48600037	SPACER 42X26,5X5	2
88	48600036	SPACER 42X26,5X2,5	2
89	48600053	SPACER 42X26,5X1,5	2
98	T511	SILICONE GREASE F. DUST STRI	1
99*	R14015	REPAIR-KIT EXC FRONT FORK 2008	1

087800131 / C087800131

* NEW PART

X AS REQUIRED

FRONT FORK, TRIPLE CLAMP

FE 450e/6 USA 2008

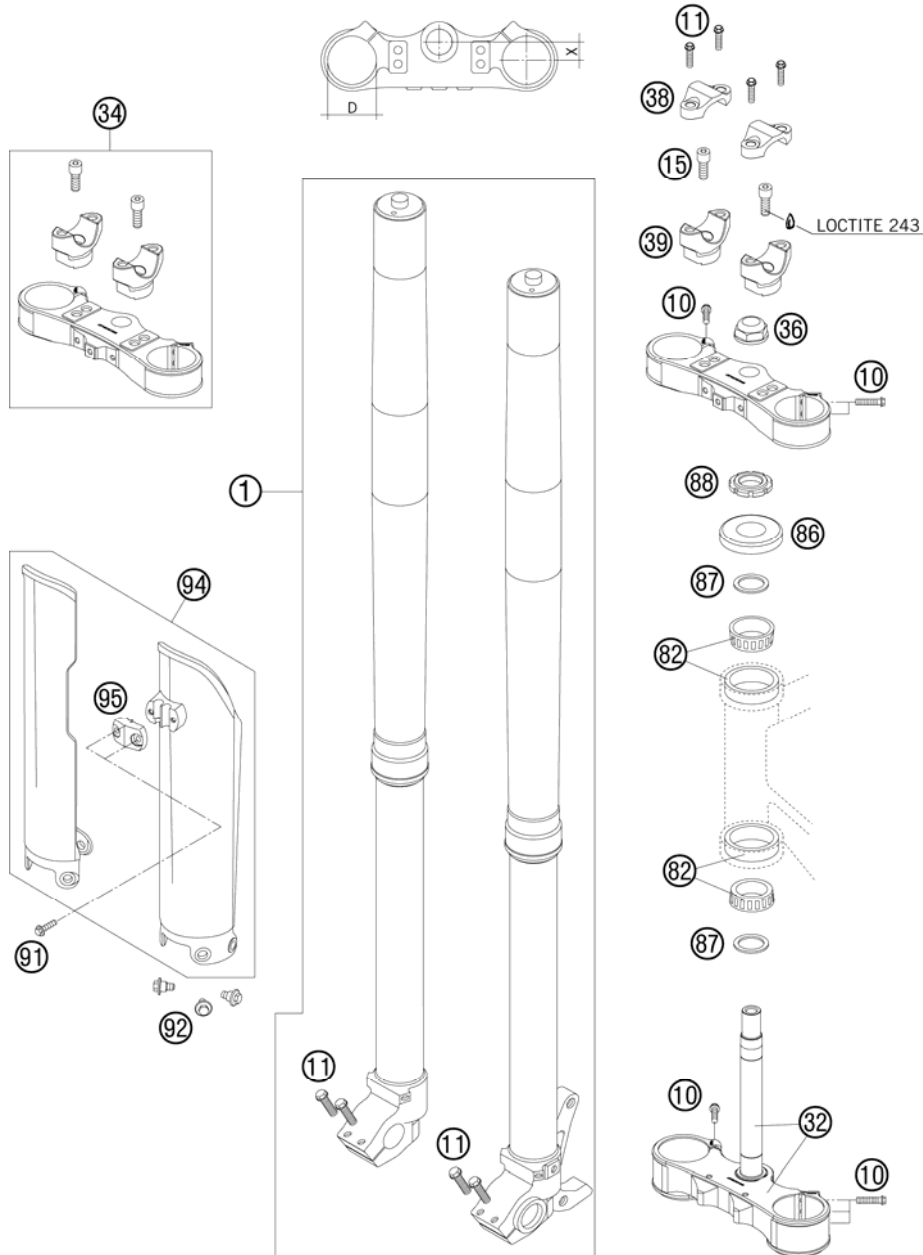


FIG	PART NUMBER	DESCRIPTION	QTY
1*	14457D02	FORK D=48 PA FE 2008	1
10*	0025080356	HH COLLAR SCREW M8X35 TX40	10
11*	0025080256	HH COLLAR SCREW M8X25 TX40	8
15	0912100356	AH SCREW DIN6912-M10X35 10.9	2
32	80001032222	BOT.TRIPLE CLAMP 22 OFFSET	1
34	80001035021	TOP TRIPLE CLAMP 21 OFFSET	1
36	80001036000	COLLAR SCREW M22X1/5H/WS27 ALU	1
38	59401038000	HANDLEBAR CLAMP 28MM 05	2
39	59401039037	HANDLEB.SUPP. D=28MM H=37MM 05	2
82	80001080000	TAPERED ROLLER BEARING CPL.	2
86	54201086000	STEERING HEAD COVER	1
87	80001087000	SPACER STEARING HEAD 04	2
88	80001088100	ADJUSTING NUT STEERING HEAD 05	1
91	0017060204	EJOT PT SCREW K60X20 ALU WS=6	2
92	59001092050	SPECIAL SCREW M6X12,5 WS=8	6
94	5900109400030	FORK PROTECT. L/S+R/S BLACK 02	1
95	59001085100	CLAMP F.SPEED.CABLE D=6MM 2001	1

088000110 / C088000110

* NEW PART

X AS REQUIRED

HANDLEBAR, CONTROLS

FE 450e/6 USA 2008

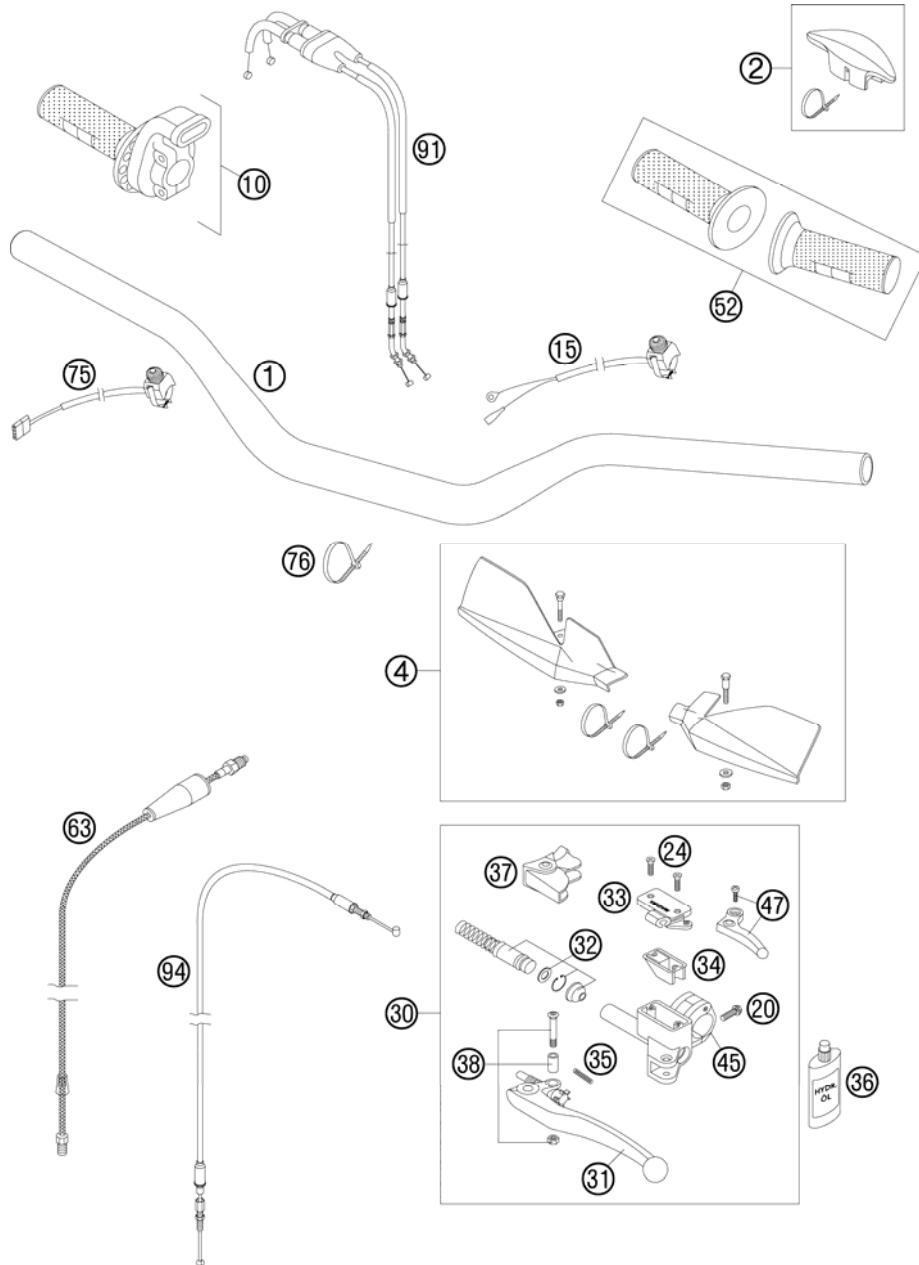


FIG	PART NUMBER	DESCRIPTION	QTY
1	59002001000	HANDLEBAR 28MM HIGH 2000	1
2	59002002000	HANDLEBAR PAD 05	1
4	7700207900068	HAND GUARDS CPL.L/S+R/S BLUE06	1
10	80002010000	THROTTLE GRIP CPL. HUSABERG 05	1
15	50311089200	SHORT CIRCUIT BUTTON 02	1
20	0015060203	HH COLLAR SCREW M 6X20 WS=8	1
24	0965040123	FLAT HEAD SCREW DIN0965-M 4X12	2
30	59002030100	MASTER CYLINDER CPL. RACING 03	1
31	54602031000	CLUTCH LEVER SHORT CPL. 2003	x
31	59002031000	CLUTCH LEVER LONG CPL. 2003	1
32	59002032000	REP.KIT PISTON 9,5MM RAC. 2000	1
33	59002033000	COVER HYD.CLUTCH RACING 2000	1
34	50302034000	RUBBER FOR RESERVOIR '98	1
35	59002035000	SPRING FOR CLUTCH LEVER 03	1
36	50302036200	OIL FOR HYD. CLUTCH 75ML	1
37	50302037000	PROTECT.CAP FOR LEVER PERCH'98	1
38	50302038000	LEVER SCREW CPL. 125-200 '98	1
45	50302030150	CLAMP WITH PIN 2000	1
47	59002047000	LEVER CPL. RACING 2000	1
52	80002021100	RUBBER GRIP SET	1
63	80032063000	CLUTCH PIPE HUSABERG 2004	1
75	59411074000	STARTER CONTROL 04	1
76	44011076100	CABLE TIE 100/2,5MM BLACK	x
76	44011076200	CABLE TIE 200/3,6MM BLACK	x
91	59002091300	THR.CABLE"OPEN-CLOSE"KEIHIN 02	1
94	59002094000	DECOMPR. CABLE RACING 2000	1

088000212 / C088000212

* NEW PART

X AS REQUIRED

SIDE STAND

FE 450e/6 USA 2008

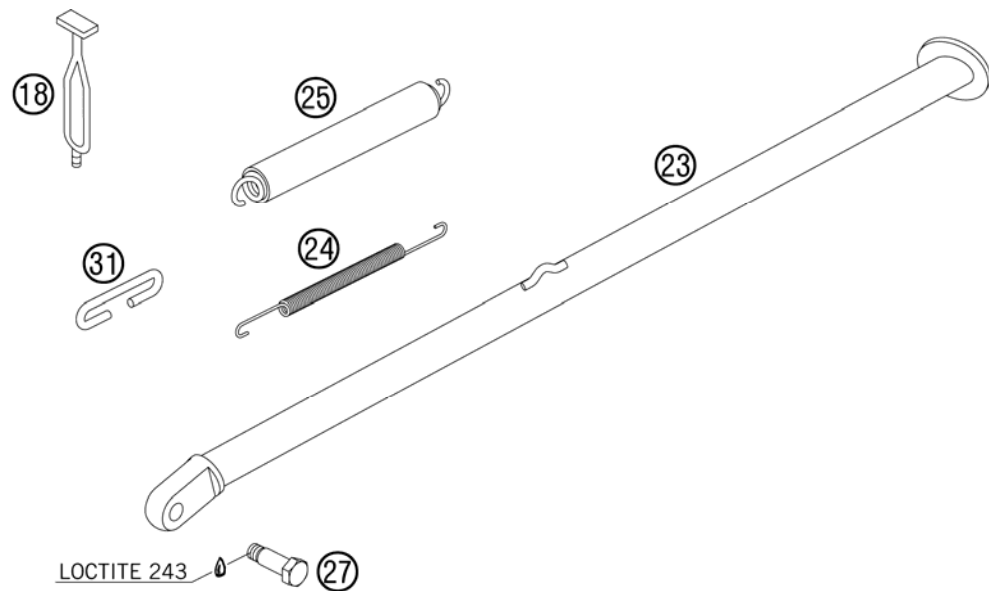


FIG	PART NUMBER	DESCRIPTION	QTY
18	50303018000	RUBBER L=145MM	1
23	8000302310030	SIDE STAND FE LONG 06	1
24	80003024000	INNER SIDE STAND SPRING 04	1
25	80003024100	OUTER SIDE STAND SPRING 04	1
27	80003027000	SPECIAL SCREW M8X28 WS=13 04	1
31	80003031000	SPRING CLIP SIDE STAND 04	1

05800031 / C078000311

* NEW PART

X AS REQUIRED

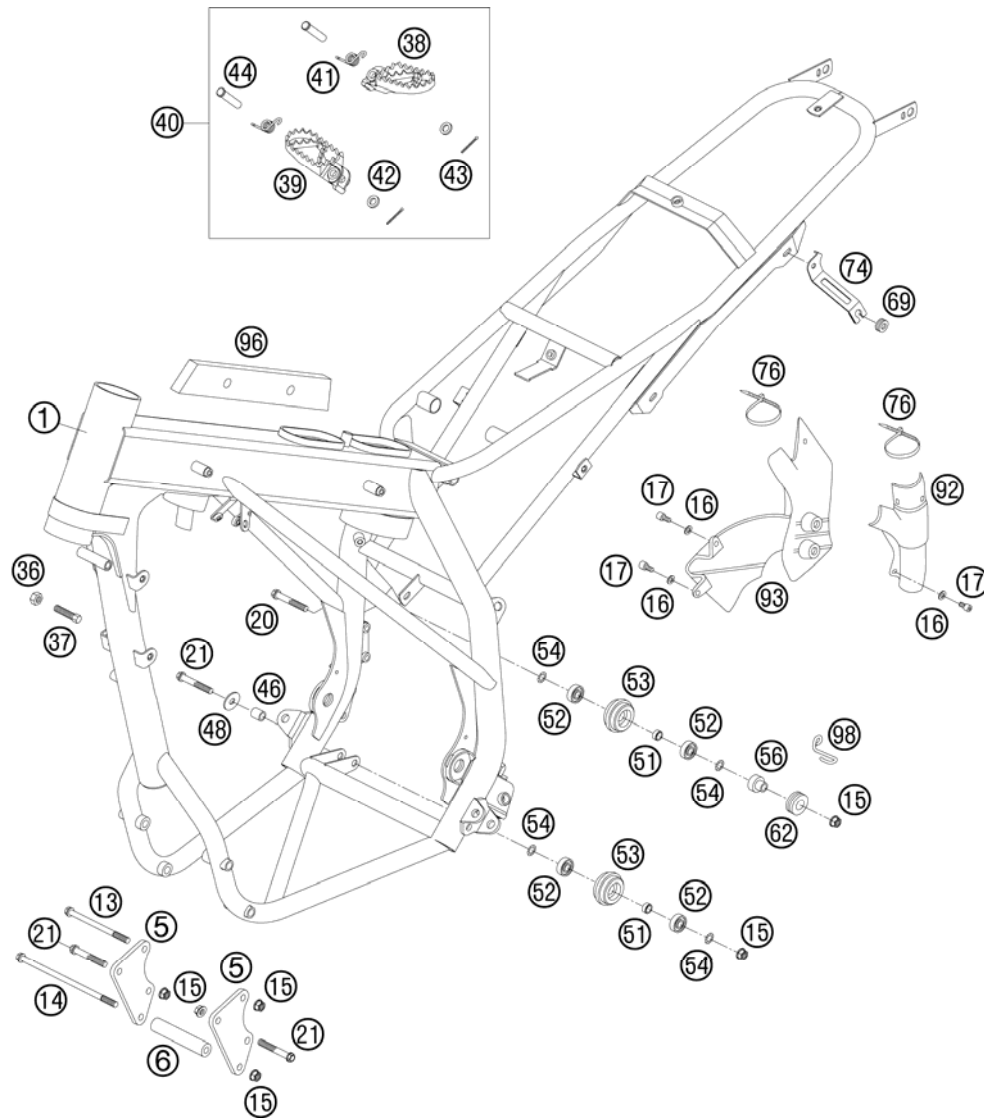


FIG	PART NUMBER	DESCRIPTION	QTY
1	8000300120030	FRAME FE/FS-USA BLACK (HC04)	1
5	80003005000	ENGINE MOUNTING 04	2
6	80003006000	SPACER ENGINE MOUNT. L=87MM 04	1
13	80003013000	ENGINE BRACKET SCREW M8X110 04	2
14	80003014000	ENGINE BRACKET SCREW M8X180 04	1
15	54310086200	SELF LOCKING NUT M8 10.9	7
16	0125050003	WASHER DIN0125-A 5,3	3
17	0912050103	AH SCREW DIN0912-M 5X10	3
20*	0025080556	HH COLLAR SCREW M8X55 TX40	1
21*	0025080506	HH COLLAR SCREW M8X50 TX40	3
36	0934080003	HEXAGON NUT DIN0934-M 8	2
37	59001037000	SPECIAL SCREW M8X26 WS=10	2
38	59003040250	FOOT PED L/S SILVER 02	1
39	59003041250	FOOT PED R/S SILVER 02	1
40	5030314013390	FOOTREST L.+R. CPL. 03	1
41	54603041000	FOOTREST SPRING L/S & R/S	2
42	0125100003	WASHER DIN0125-A10,5	2
43	0094032253	PIN DIN0094-3,2X25 STEEL	2
44	54803044000	BOLT FOR FOOT PED 03	2
46	80013046100	DISTANCE SPACER 22X8,2X16MM 05	1
48	0021080003	WASHER DIN9021-A 8,4	1
51	74003021000	BUSHING 8.2 X 12 X 6	2
52	0625006087	GROOVED BALL BEAR. 608 2RS C3	4
53	52303053100	CHAIN ROLL D=35MM 125-380 '99	2
54	36003014000	LOCK WASHER 8MM	4
56	80011056100	DISTANCE SPACER 8MM 04	1
62	41001052000	RUBBER SLEEVE D=12MM	1
69	58214069051	RUBBER GROMMET 16X10,8X3 02	1
74	80008014100	BRACKET FOR REAR PART 2005	1
76	44011076200	CABLE TIE 200/3,6MM BLACK	2
92	8000309200030	FRAME PROTECTION L/S BLACK 04	1
93	8000309300030	FRAME PROTECTION R/S BLACK 04	1
96	80006096000	TAB FOR FILTER PROTECTION 04	2
98	80013094000	BRAKE HOSE GUIDE LOWER	1

088000312 / C088000312

* NEW PART

X AS REQUIRED

MONOSHOCK DISASSEMBLED

FE 450e/6 USA 2008

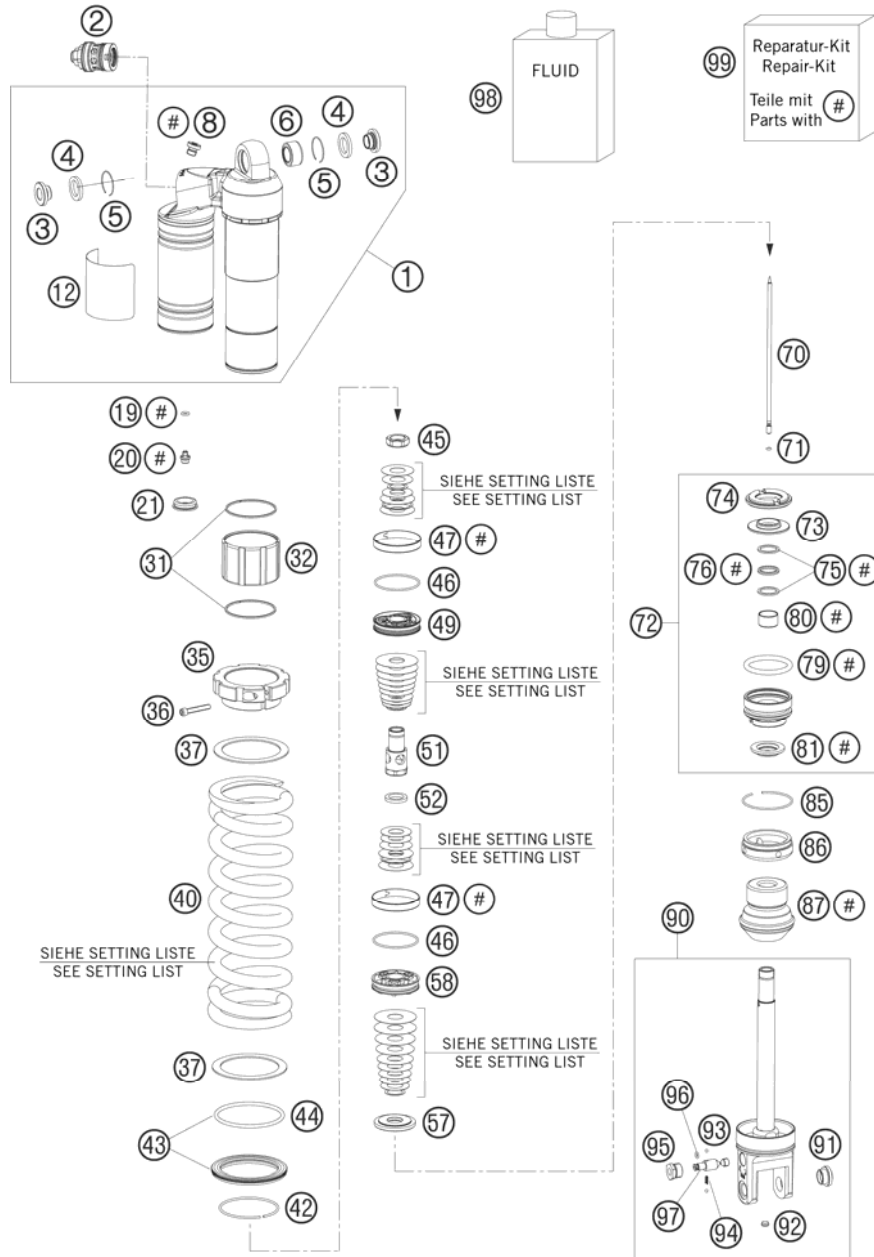


FIG	PART NUMBER	DESCRIPTION	QTY
1	50180357S4	MONOSHOCK TOP PART CPL. FE 07	1
2	50180301S3	MCC-COMPR.DAMP.CONTROL CPL. 04	1
3	46180007	ADAPTOR BUSH KGW 12X24	2
4	46180003	OIL SEAL KGW D=25	2
5	50180168	WASHER KGW D=25	2
6	50180005	BUSHING KGW 1525 HD	1
8	50180095	BLEED PLUG R 1/8	1
12	52000041	WP CAUTION (PDS KTM) 58X83	1
19	46810893	O-RING NBR 5,28X1,78	1
20	36120151	SCREW PLUG M5X6	1
21	46811208	RUBBER CAP "DO NOT OPEN"	1
31	50180133	CIRCLIP 50X1,5	2
32	50180081	SPRING GUIDANCE L=40	1
35	50180433	SPRING RETAINER M5X1	1
36	50180327	AH SCREW M5X30 DIN912	1
37	50180114	INTERM.RING SCREW SPRING RET.	2
40	91210056S	SPRING 250 80N/MM YELLOW	x
40	91210057S	SPRING 250 84N/MM YELLOW	x
40	91210058S	SPRING 250 88N/MM YELLOW	x
42	50180273	CIRCLIP 58,2X2	1
43	50180463S	SPRING RET. D=80 W. O-RING 05	1
44	50180352	O-RING VITON 66,27X3,53	1
45	50180141	PISTON ROD NUT M16X1	1
46	50180099	O-RING VITON 44,17X1,78	2
47	50180135	PISTON RING 50-8	2
49	50180446	PISTON 6+6X3,5/4,5	1
51	50180510	HOLDER D=16 M16X1 L=44	1
52	50180578	SHIM D23XD16X2	1
57	50180233	REBOUND DISC D=34, H=2	1
58	50180197	PISTON 6+6X7/4,5	1
70	50180490	NEEDLE L=169	1
71	46811265	O-RING VITON 2,2X1,6	1
72	50180435S	ADAPTOR CPL. D=50 H=29	1
73	50180113	STEEL DISC 18X,5X43,7X6	1
74	50180107	REBOUND RUBBER	1
75	50180102	BACKUPRING 22,55X1,5	2

087800432 / C087800435

* NEW PART

X AS REQUIRED

MONOSHOCK DISASSEMBLED

FE 450e/6 USA 2008

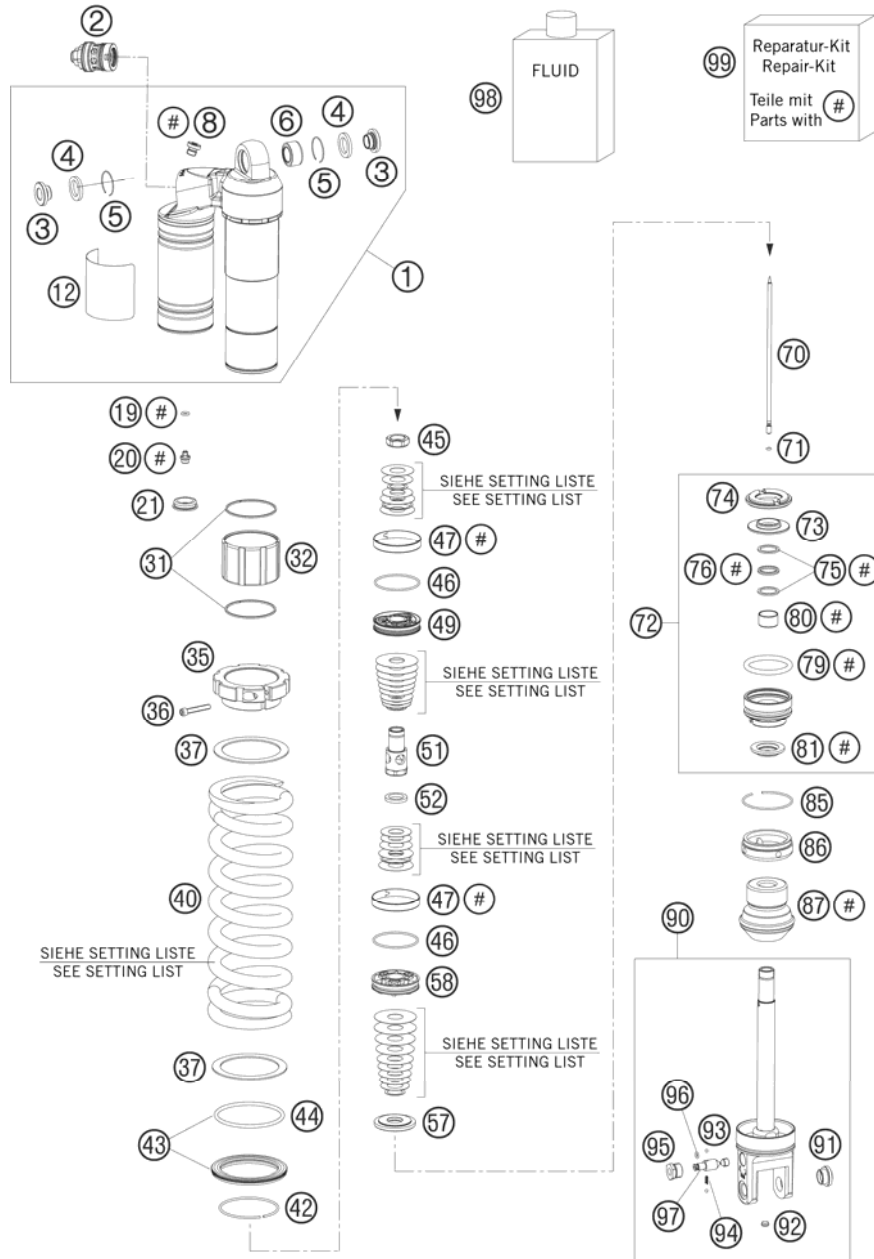


FIG	PART NUMBER	DESCRIPTION	QTY
76	50180101	QUAD RING 18X2,62	1
79	50180103	O-RING 41X5	1
80	46180119	DU-BUSH 18X20X12	1
81	50180082	DUST SEAL 1835	1
85	50180126	CIRCLIP 53X1,75	1
86	50180487	COVER D=50	1
87	50180480	BUMP RUBBER D58 D17 H59 SXS 05	1
90	50180497S1	MONOSHOCK LOWER PART CPL. 07	1
91	50180105	THREADED BUSH M12 PDS	1
92	50180297	RUBBER PLUG D=8	1
93	40540603	STEEL BALL D=3MM	2
94	48600028	SPRING D=2,9 L=7,9	1
95	50180281	RESERVOIR CAP M14X1	1
96	50180222	O-RING NBR 4X1,5	1
97	50180434	ADJUSTING SCREW 80 DEG. L=39	1
98	50180342S1	SHOCK ABSORBER FLUID 5 LT '03	1
99	R12011	REPAIR KIT GASKET 5018 PDS 06	1

087800432 / C087800435

* NEW PART

X AS REQUIRED

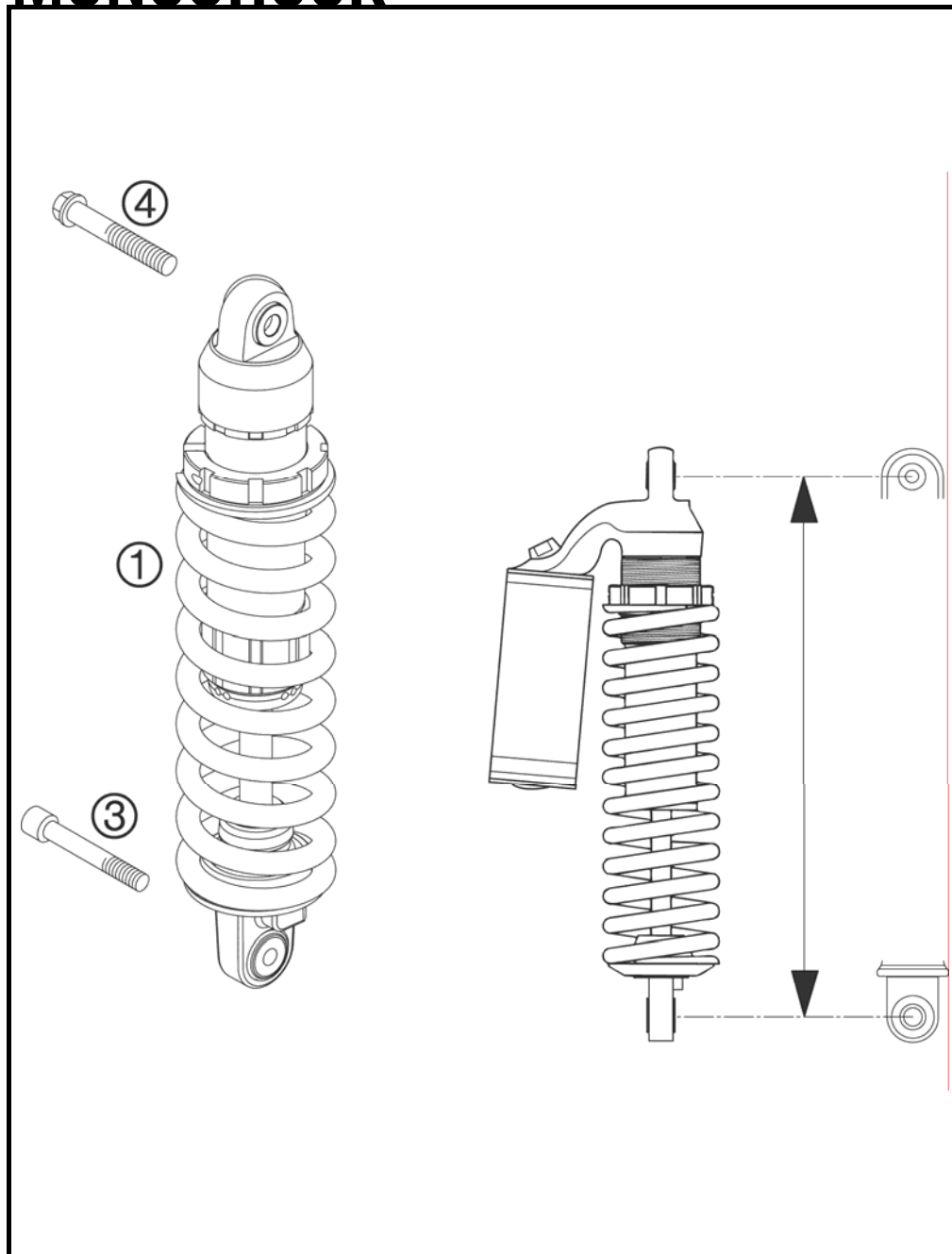


FIG	PART NUMBER	DESCRIPTION	QTY
1*	12457D02	MONOSHOCK HUSABERG FE 2008	1
3	0912100606	AH SCREW DIN0912-M10X60	1
4	0015120556S	HH COLLAR M12X55 WS=13 06	1

078000410 / C088000410

* NEW PART

X AS REQUIRED

SWING ARM

FE 450e/6 USA 2008

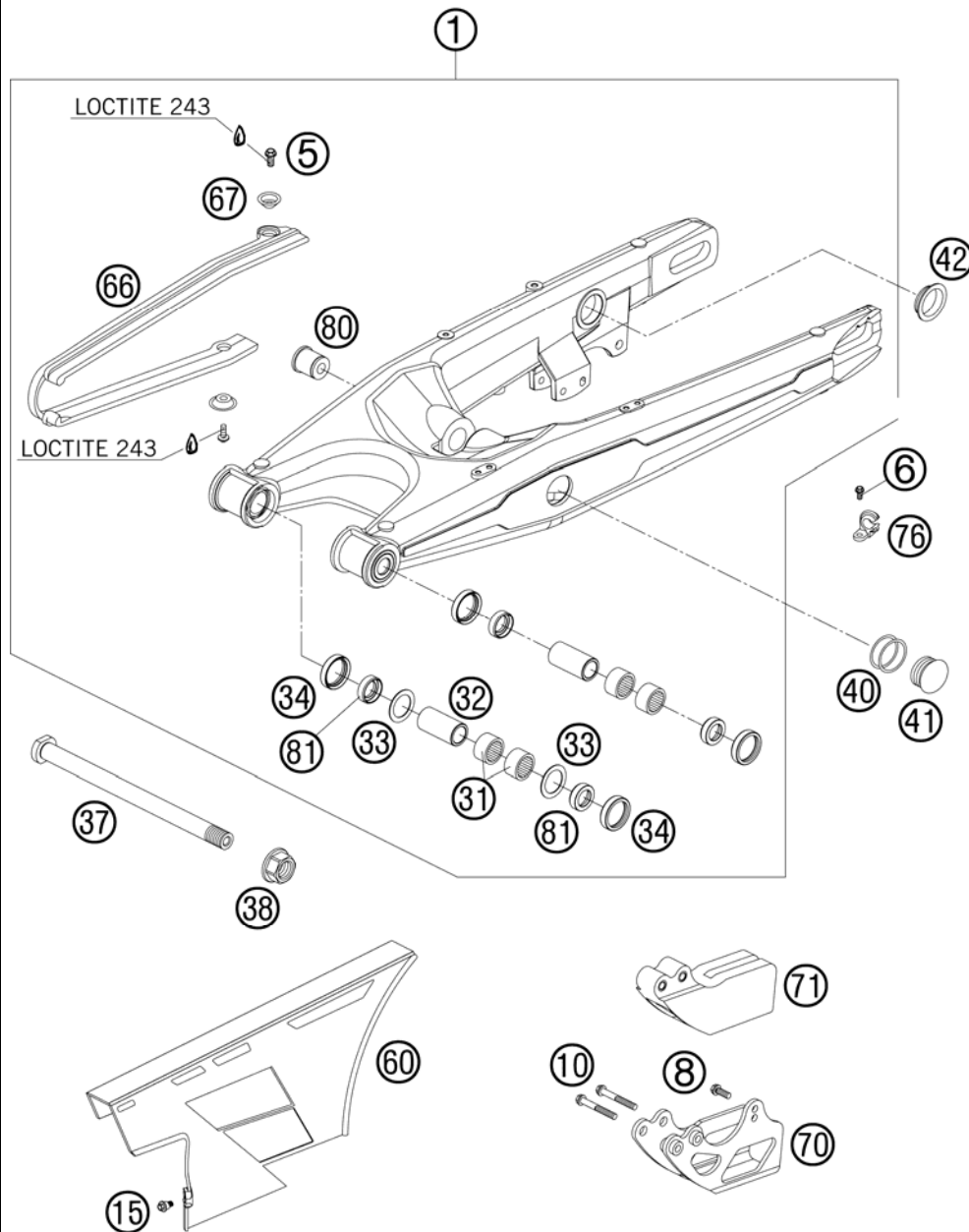


FIG	PART NUMBER	DESCRIPTION	QTY
1	80004030144	SWINGARM CPL. HUSABERG 05	1
5*	0025060126	HH COLLAR SCREW M6X12 TX30	2
6*	0025050126	HH COLLAR SCREW M5x12 TX30	2
8*	0025060166	HH COLLAR SCREW M6X16 TX30	1
10*	0025060506	HH COLLAR SCREW M6X50 TX30	2
15	59001092050	SPECIAL SCREW M6X12,5 WS=8	3
31	58033097000	NEEDLE BEARING HK 2216	4
32	80004032100	BUSH. SLEEVE SWINGARM BEAR. 05	2
33	54603036000	STOP DISK 22,2X31,7X1	2
34	0760253270	SHAFT SEAL RING 25X32X7	4
37	80004037100	SWINGARM BOLT L=237MM	1
38	54804038000	SELF LOCK.NUT M16X1,5 WS=19 03	1
40	0770253240	O-RING 25,30X2,40 NBR70	4
41	80004041000	CLOSING COVER SWINGARM 04	2
42	58404041100	CLOSING COVER ROUND 03	2
60	80004060100	CHAIN GUARD 05	1
66	80004066000	CHAIN SLIDING GUARD 04	1
67	46104066050	BUSH FOR CHAIN SLIDER GUARD 02	2
70	50207070044	RETAINING PLATE CHAIN GUIDE'94	1
71	54607066100	CHAIN GUIDE REAR '94	1
76	54611076100	RETAIN.CLAMP FOR BRAKE HOSE'96	2
80	80004080100	BUSHING SUPPORT MONOSH. 2005	1
81	80004034000	BUCKET F. SHAFT SEAL RING 04	4

088000490 / C088000490

* NEW PART

X AS REQUIRED

EXHAUST SYSTEM

FE 450e/6 USA 2008

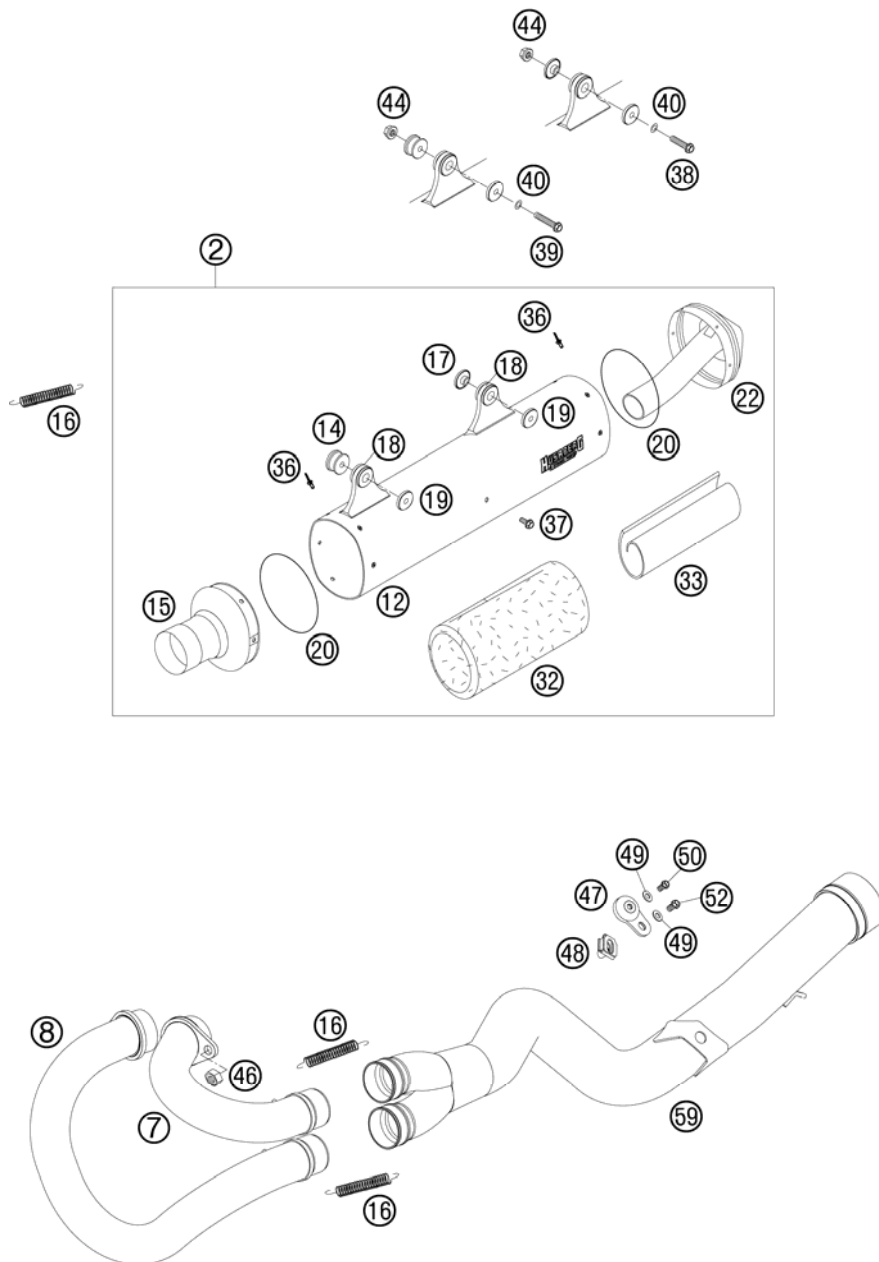


FIG	PART NUMBER	DESCRIPTION	QTY
2	80005079300	SILENCER SPARKY CPL. 05	1
7	81005007000	EXH. COLLECTOR L/S 450 CPL. 05	1
8	81005008000	EXH. COLLECTOR R/S 450 CPL. 05	1
12	80005079350	SILENCER HOUSING SPARKY 05	1
14	59405269000	BUSHING SIL.-SMR FRONT 2004	1
15	80005079109	SIL. CONNECT. CAP FC CPL. 05	1
16	50305016000	TEN.SPRING L=62MM EY.MOVEABLE	3
17	59405169000	BUSHING SIL.-SMR REAR 2004	1
18	54605068000	EXHAUST BRACKET RUBBER BLACK	2
19	54605069000	BUSHING 7,5X12X28X7,8 '96	2
20	0770740015	O-RING 74,00X1,50 FKM 75SH	2
22	80005079306	SIL. END CAP SPARKY CPL. 05	1
32	58705078350	STUFFINGYARN 350 GRAMM '99	1
33	59005078076	STUFFING YARN 560X340X76G 04	1
36	0011480800	DUMMY RIVET 4,8X 8 NIRO	12
37	58605083010	SCREW TORX M5X10 05	2
38*	0025060306	HH COLLAR SCREW M6X30 TX30	1
39*	0025060406	HH COLLAR SCREW M6X40 TX30	1
40	0137060003	SPRING WASHER DIN0137-B 6	2
44	56509064100	SELF LOCKING NUT M6 10.9	2
46	51010086000	SELF LOCKING NUT M 6 COPPER	2
47	50305012000	SWINGELEMENT FOR EXHAUST PIPE	1
48	54603048100	RANGE CHANGE METAL NUT M6	1
49	0125060003	WASHER DIN0125-A 6,4	2
50*	0024060156	HH COLLAR SCREW M6X15 TX30	1
52*	0024060106	HH COLLAR SCREW M6X10 TX30	1
59	80005059000	EXH.INT. TUBE CPL. HUSABERG 05	1

088000510 / C088000513

* NEW PART

X AS REQUIRED

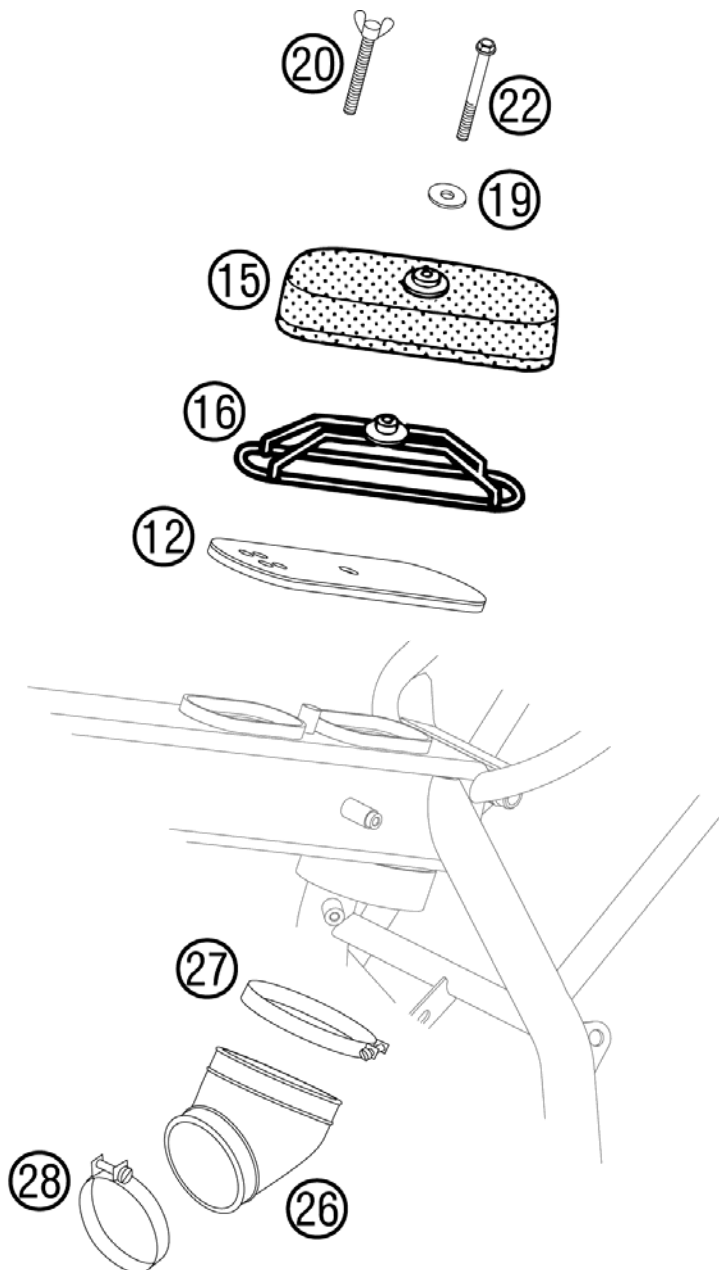


FIG	PART NUMBER	DESCRIPTION	QTY
12	80006012000	INTAKE THROTTLE	04
15	80006015000	AIR FILTER	04
16	80006016000	AIR FILTER CARRIER	04
19	0021060003	WASHER DIN9021-A 6,4	1
20	0316060503	THUMB SCREW M6X50	1
22*	0025060606	HH COLLAR SCREW M6X60 TX30	1
26	80006026100	CARB. CONNECT. BOOT 450/501 04	1
27	58506027000	HOSE CLAMP 70-90MM	1
28	51006027000	HOSE CLAMP 50-70MM	1

05800060 / C088000610

* NEW PART

X AS REQUIRED

TANK, SEAT, COVER

FE 450e/6 USA 2008

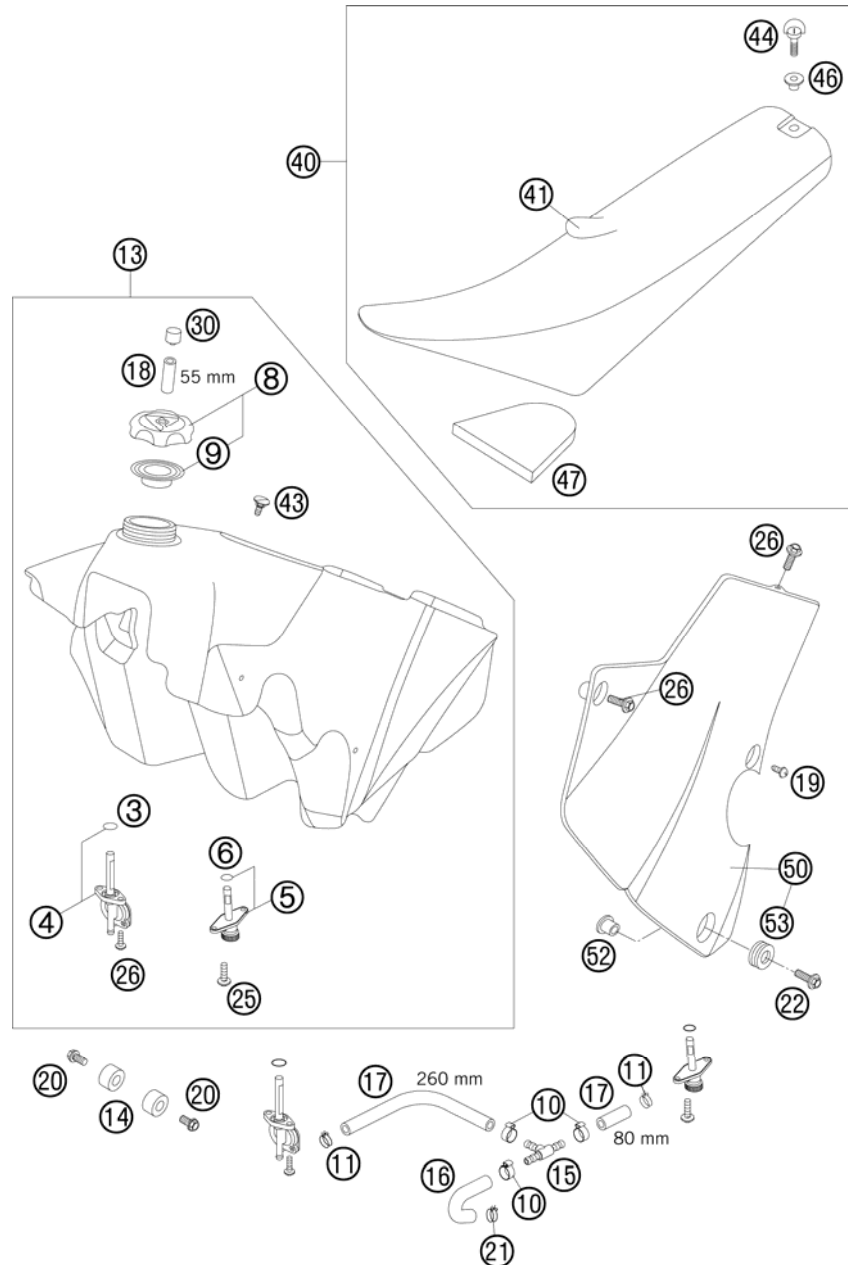


FIG	PART NUMBER	DESCRIPTION	QTY
3	0770130023	O-RING 13,00X2,30	x
4	50307005000	GAS COCK MIKUNI ON/OFF 2001	1
5	58507003000	FUEL COCK CPL. SMALL RALLYE'96	1
6	55007006200	O-RING 11X1,8 NBR 70	2
8	59007008044	FILLER CAP CPL. WITH VALVE	1
9	59007009000	GASKET FOR FILLER CAP HIGH	1
10	00050140706	VARIABLE ONE-EAR CLAMP 14,0MM	3
11	58031005000	CLAMP YDNAC 10128 12MM	3
13	8000711306680	FUEL TANK CPL. 9 LIT. YELLOW	1
14	50307014000	TANK ROLLER 12X26X12 '98	4
15	58007015000	T-CONNECTOR FOR FUEL LINE	1
16	60007016000	FUEL PREFORMED HOSE 03	1
17	54435024001	HOSE ID 7,5 PER METER	x
18	58307016001	FUEL HOSE VITON 6X1,5 PER/M	x
19	0081500181	SCREW FOR PLASTIC D=5X18	2
20*	0025060126	HH COLLAR SCREW M6X12 TX30	4
21	58431082200	CLAMP YDNAC 13,7MM 2000	1
22*	0024060206	HH COLLAR SCREW M6X20 TX30	2
25	0017060203	EJOT PT SCREW K60X20 WS=6	2
26	0017060204	EJOT PT SCREW K60X20 ALU WS=6	6
30	80007030000	NIPPLE FOR VENTILATION HOSE 04	1
40	80007040300	SEAT CPL. HUSABERG 2006	1
41	80007040350	SEAT COVER 06	1
43	50307011000	SCREW SEAT FASTENING D=6X23/18	1
44	80007044000	SCREW PLUG FOR SEAT 04	1
46	80007046000	BUSHING FOR SEAT 04	1
47	80007047000	DIRT-FILTER SEAT 04	1
50	8000815010030	SPOILER LEFT BLACK 06	1
50	8000815110030	SPOILER RIGHT BLACK 06	1
52	80008052000	COLLAR BUSHING 6,2X10X15X2 04	2
53	80008053000	RUBBER GROMMET FOR SPOILER 04	2

088000711 / C088000712

* NEW PART

X AS REQUIRED

MASK, FENDERS

FE 450e/6 USA 2008

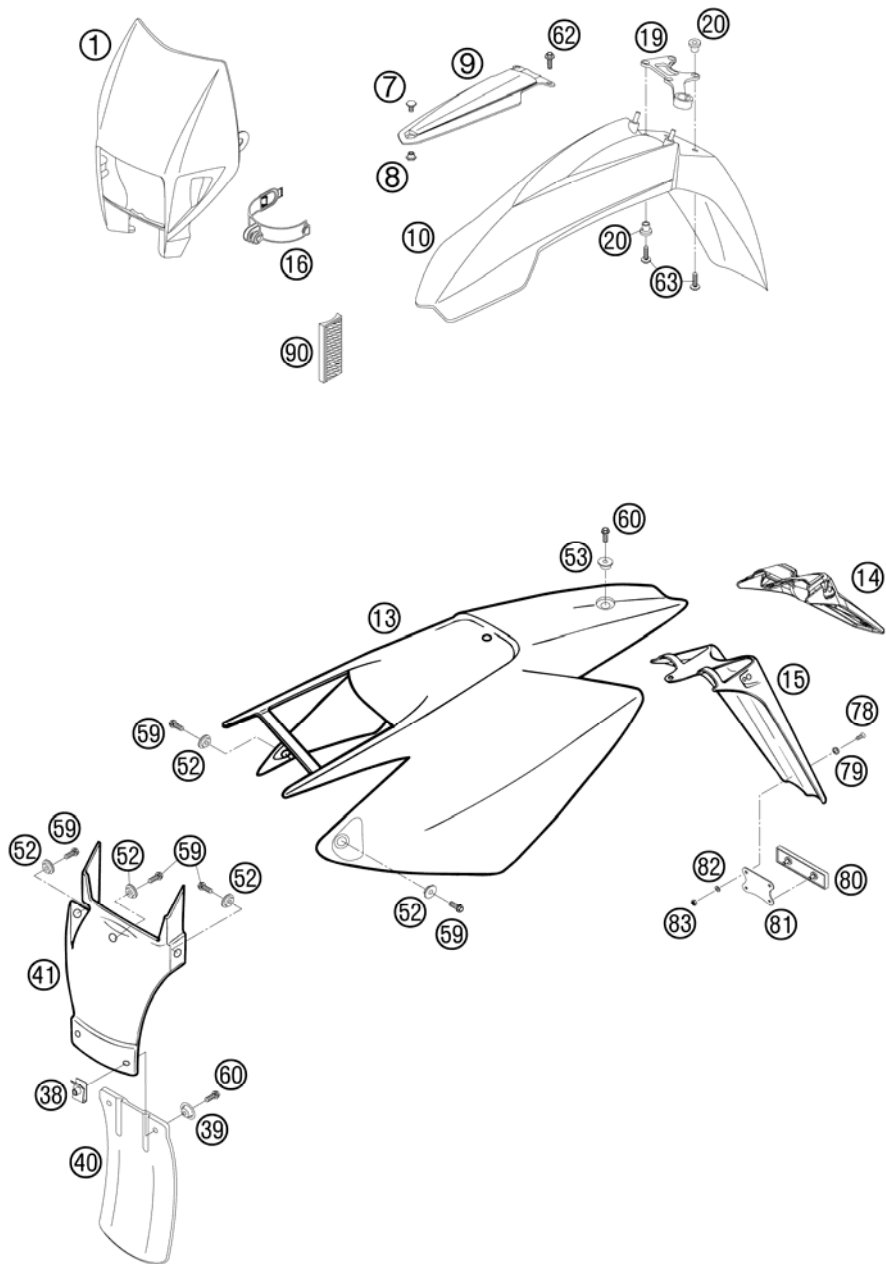


FIG	PART NUMBER	DESCRIPTION	QTY
1	5030800100068	HEAD LIGHT MASK BLUE 06	1
7	50308009050	SCREW FEND.BRACE M8X9 WS=17	1
8	50308009051	NUT FENDER BRACE M8 WS=17	1
9	50308009100	FENDER BRACE BLACK '99	1
10	8000801000068	FENDER FRONT WIDE BLUE 06	1
13	8000801300068	REAR PART BLUE 04	1
14	80008015200	NUMBER PLATE CARRIER SHORT	x
15	80008015000	NUMBER PLATE CARRIER SHORT 04	1
16	50211086000	MASK RUBBER UFO WP '95	2
19	59008019000	BRAKE HOSE GUIDE 2000	1
20	58408009050	SPACER BUSHING FRONT FENDER	4
38	54603048100	RANGE CHANGE METAL NUT M6	2
39	72210079000	BUCKET	2
40	54606010000	SPLASH PROTECT.FOR FILTER BOX	1
41	80006011000	SPLASH PROTECTION TOP-PART 04	1
52	50308052000	BUSH FOR SPOILER 6X11X16X5 MM	5
53	50308053000	BUSH FOR SPOILER 6X11X16X7,5	1
59*	0025060126	HH COLLAR SCREW M6X12 TX30	5
60*	0025060166	HH COLLAR SCREW M6X16 TX30	3
62*	0024060156	HH COLLAR SCREW M6X15 TX30	2
63*	0024060206	HH COLLAR SCREW M6X20 TX30	4
78	0966050163	OVAL HEAD SCREW DIN0966-M 5X16	2
79	40006006000	WASHER 6MM	2
80	58412080000	REFLECTOR RED LC4 '98	1
81	58412080050	BRACKET FOR REFLECTOR	1
82	0125050003	WASHER DIN0125-A 5,3	2
83	0985050003	SELF LOCKING NUT DIN0985-M 5	2
90	58412080100	REFLECTOR YELLOW '99	2

088000810 / C088000810

* NEW PART

X AS REQUIRED




FIG	PART NUMBER	DESCRIPTION	QTY
1*	80008099700	DECAL SET FENDERS FE 08	1
2*	80008099800	DECAL SET FE 08	1

088000830 / C088000830

* NEW PART

X AS REQUIRED

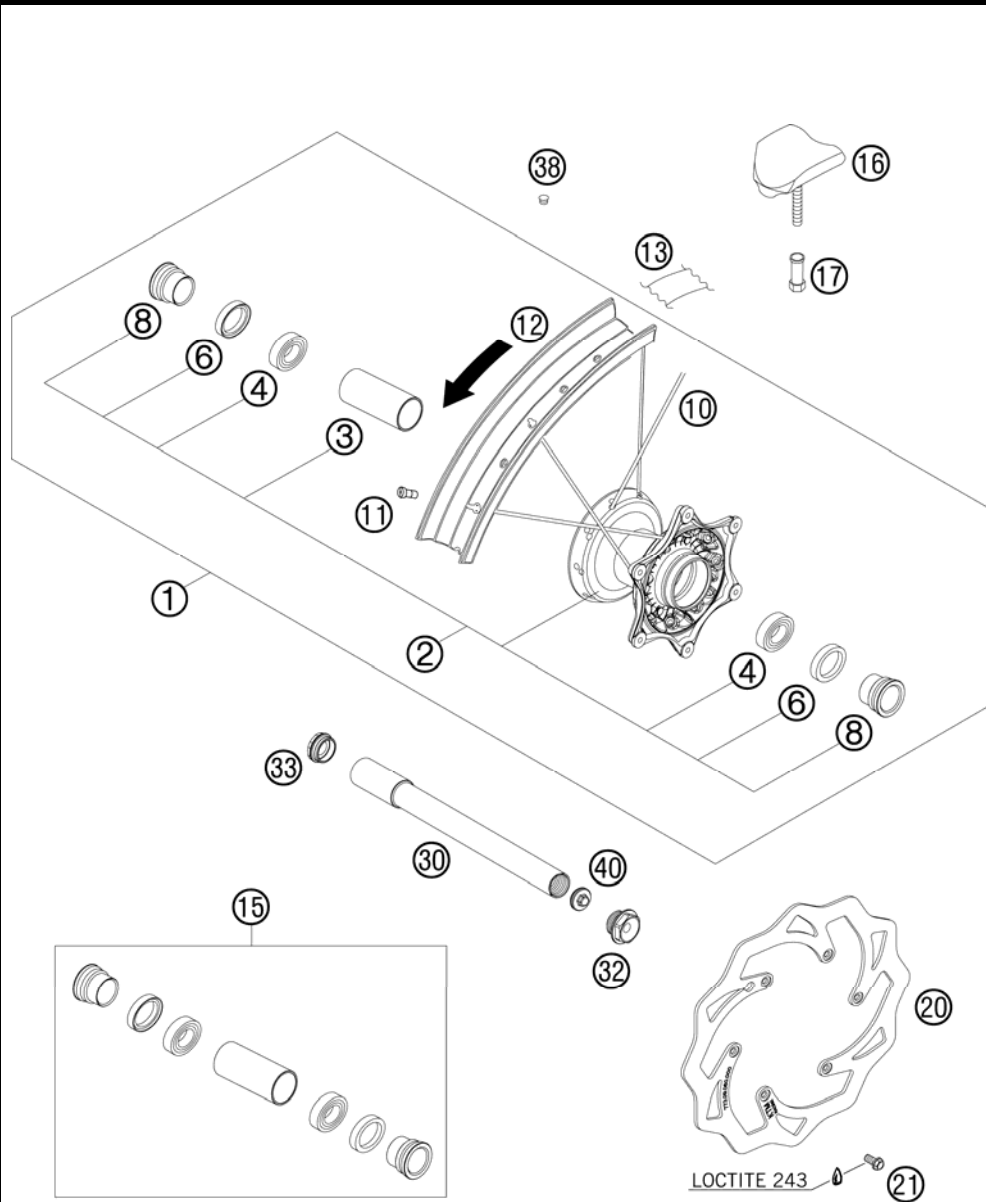


FIG	PART NUMBER	DESCRIPTION	QTY
1	7800900104430	FRONT WHEEL.1,6X21"EXCEL 08	1
2	78009010044	FRONT WHEEL HUB CPL. 08	1
3	54809011000	BEA.SPACERTUBE 35X2 L=79,4 03	1
4	0625069068	GR.BALL BEAR.6906 DDU2CG23S6NM	2
6	0760354771	SHAFT SEAL RING 35X47X7 TC	2
8	78009012000	SPACER BUSHING F. FR. WHEEL 08	2
10	78009074226	SPOKE M4,5X226-21" 08	36
11	50309072100	SPOKE NIPPLE M4,5X0,75 8X21	36
12	5480907000030	FRONT RIM 1,6X21" EXCEL AL7	1
13	50309073000	RIM BAND 21"	1
15	78009015000	FRONT WHEEL REP. KIT	x
16	51009100100	RIM LOCK VM1 (1,60")	1
17	50310090050	NUT FOR WHEEL HOLDER '96	1
20	77309060100	BRAKE DISC FRONT 260	1
21	59009062013	SPECIAL SCREW M6X13 WS=8 10.9	6
30	77309081000	WHEEL SPIN.FR. D=26 M24x1,5 07	1
32	54809082000	SPINDLE SCREW M24X1,5 WS=27 03	1
33	54809081050	PLUG BUSHING WS=27 03	1
38	55003135000	PLUG FOR RIM	x
40	54809081070	AUXILIARY SCREW FRONT 06	1

085230910 / C087800910

* NEW PART

X AS REQUIRED

REAR WHEEL

FE 450e/6 USA 2008

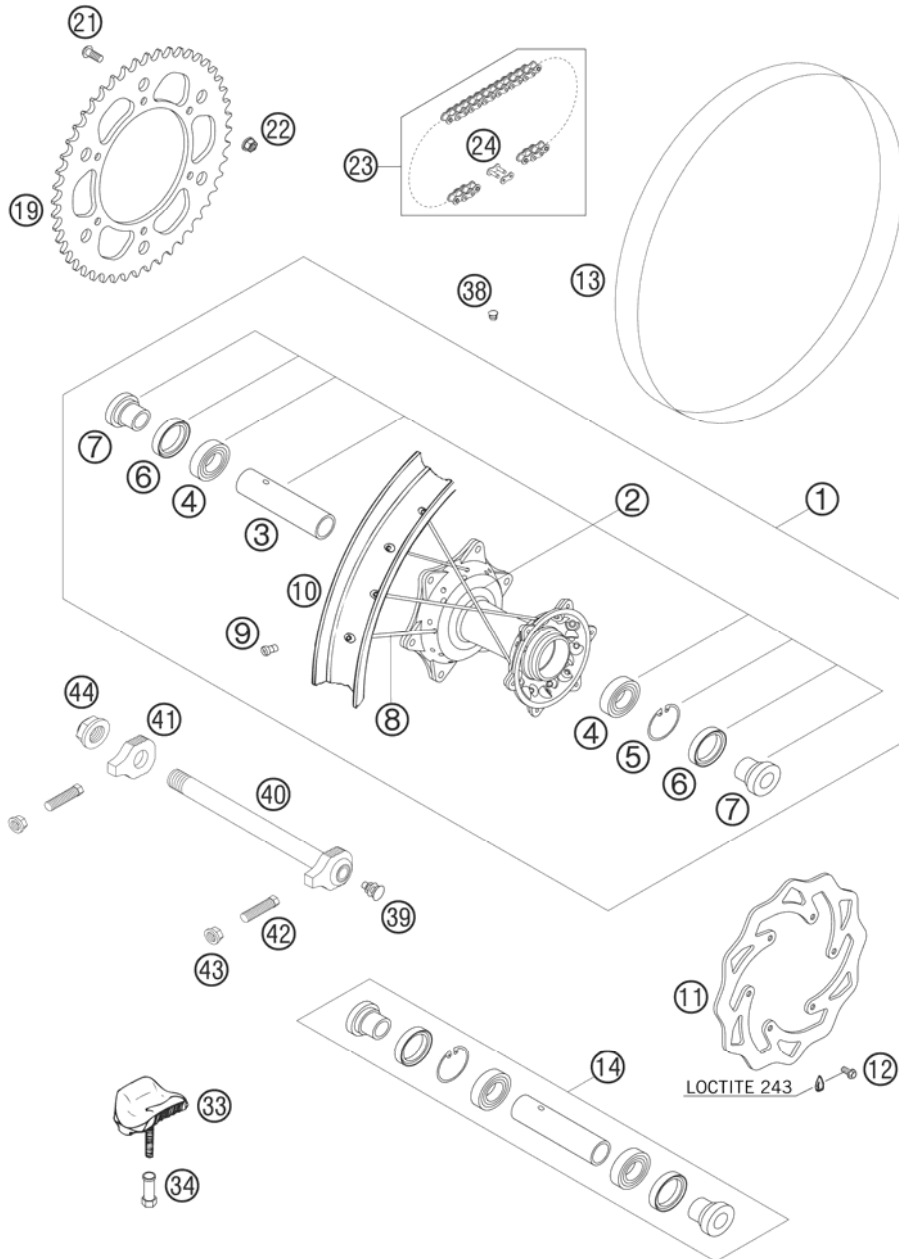


FIG	PART NUMBER	DESCRIPTION	QTY
1	7801000104430	REAR WHEEL 2,15X18"EXCEL 08	1
2	78010010044	REAR HUB CPL. 08	1
3	59010011000	BUSHING SPACER TUBE 121,5MM 01	1
4	0625060058	GR.BALL BEAR.6005 DDU2CG23S6NM	2
5	0472047175	CIRCLIP DIN0472-47X1,75	1
6	0760324771	SHAFT SEAL RING 32X47X7 BSL	2
7	78010016000	BUSHING FOR HUB 08	2
8	78010074193	SPOKE M5X193- 18" 08	36
9	58309072100	SPOKE NIPPLE M5-TA 8X21MM	36
10	5481007000030	REAR RIM 2,15X18" EXCEL AL7	1
11	80010060100	BRAKE DISC REAR	1
12	59009062013	SPECIAL SCREW M6X13 WS=8 10.9	6
13	50310073200	RIM BAND 18" AND 19"	1
14	78010015000	REAR WHEEL REP. KIT	1
19	58310051038	REAR SPROCKET 38-T	x
19	58310051042	REAR SPROCKET 42-T	x
19	58310151040	REAR SPROCKET 40-T	x
19	58310151045	REAR SPROCKET 45-T	x
19	58310151048	REAR SPROCKET 48-T	x
19	58310151049	REAR SPROCKET 49-T	x
19	58310151050	REAR SPROCKET 50-T	x
19	58310151051	REAR SPROCKET 51-T	x
19	58310151052	REAR SPROCKET 52-T	x
21	54510052100	SPROCKET SCREW-AH M8X26 WS=6	6
22	54310086200	SELF LOCKING NUT M8 10.9	6
23	80010265118	CHAIN 5/8X1/4" + MASTER LINK	1
24	50010066100	MASTER LINK 5/8X1/4" X-RING	1
33	54010100100	RIM LOCK VM3 (2.15")	1
34	50310090050	NUT FOR WHEEL HOLDER '96	1
38	55003135000	PLUG FOR RIM	x
39	50210086000	COVERING CAP SFL16	1
40	80010085044	WHEEL SPINDEL REAR CPL. 04	1
41	80010084000	CHAIN TENSIONER R/S 04	1
42	50304040100	SCREW M10X1,25X50 WS=10	2
43	58414030000	HH COLLAR NUT M10X1,25 WS=13	2
44	50310099000	HEXAGON NUT M20X1,5 '98	1

078001010 / C078001010

* NEW PART

X AS REQUIRED

WIRING HARNESS

FE 450e/6 USA 2008

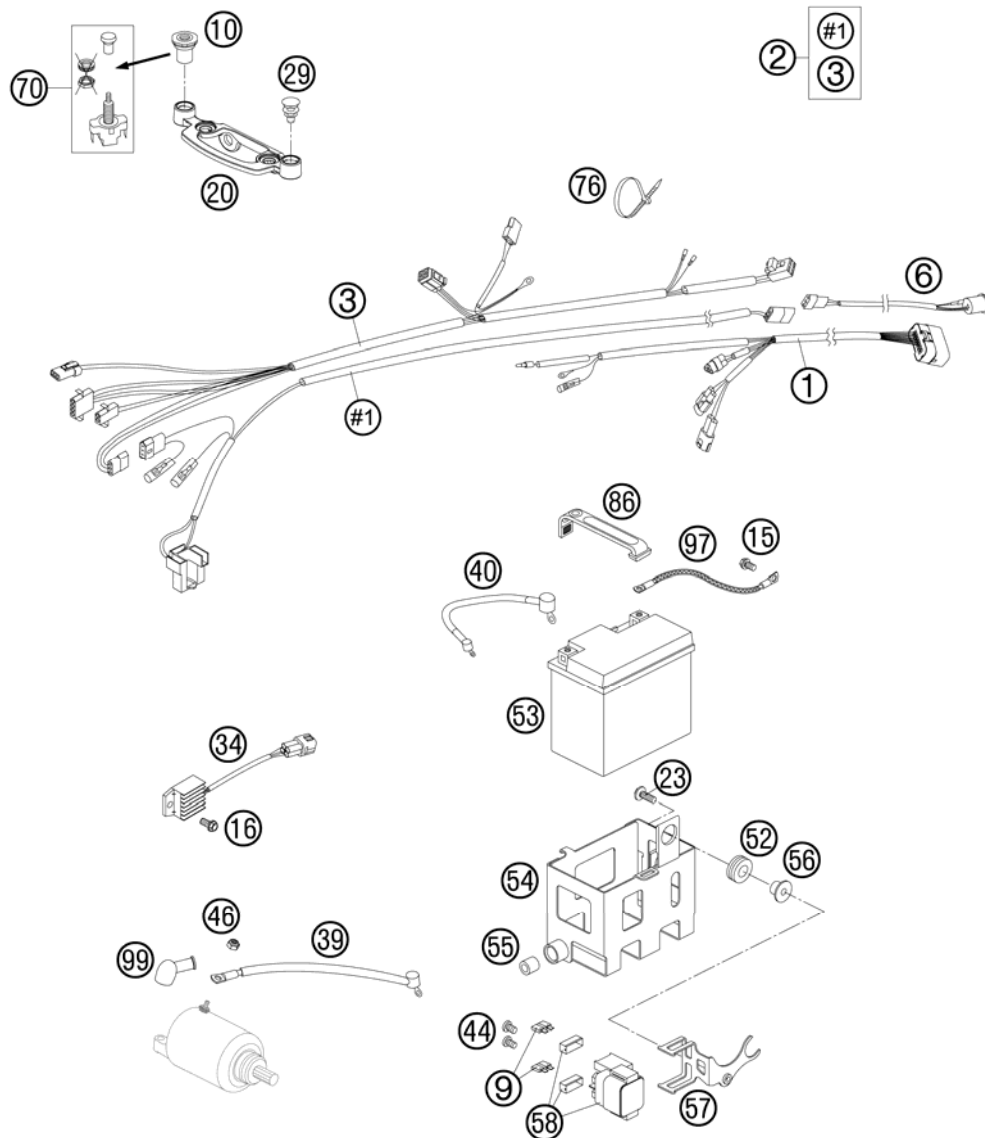


FIG	PART NUMBER	DESCRIPTION	QTY
1	80011075300	IGNITION WIRING HARNESS	04
2	80011075400	MAIN WIRING FE/FS-USA CPL.	05
3	80011079100	STARTER WIRING HARNESS	05
6	50311076000	WIRING HARNESS REAR 125-380'98	05
9	58011109110	FUSE 10 A	2000
10	54814060050	SPEC. NUT F. PULL SWITCH WS=17	1
15	0015060103	HH COLLAR SCREW M 6X10 WS=8	1
16	0015060123	HH COLLAR SCREW M 6X12 WS=8	1
20	54814060000	SPEEDOMETER BRACKET	05
23	0014060203	HH COLLAR SCREW M 6X20 WS=8	1
29	50210086000	COVERING CAP SFL16	1
34	80011034000	VOLTAGE REGULATOR	04
39	80011059000	STARTER CABLE L=190MM	04
40	80011059050	BATTERY CABLE L=155MM	04
44	0902060083	AH OVAL SCREW ISO 7380 M 6X8	2
46	0985060003	SELF LOCK. NUT DIN0985-M 6	1
52	41001052000	RUBBER SLEEVE D=12MM	1
53	80011053000	BATTERY 12V/7AH	04
54	80011054000	BATTERY CARRIER	04
55	80011054050	DAMPING RUBBER	04
56	80011056000	DISTANCE SPACER 6MM	04
57	80011058050	BRACKET FOR STARTER RELAY	04
58	58211058000	STARTER RELAY 12V '99	1
70	55011599000	PULL SWITCH LOOSE	1
76	44011076200	CABLE TIE 200/3,6MM BLACK	x
76	44011076305	CABLE TIE 300/4,8MM BLACK	x
86	54611186000	RUBBER BAND	1
97	80011097000	GROUND CABLE	04
99	58440099000	PROTECTION CAP F. STARTER ENG.	1

088001113 / C088001113

* NEW PART

X AS REQUIRED

BRAKE CALIPER FRONT

FE 450e/6 USA 2008

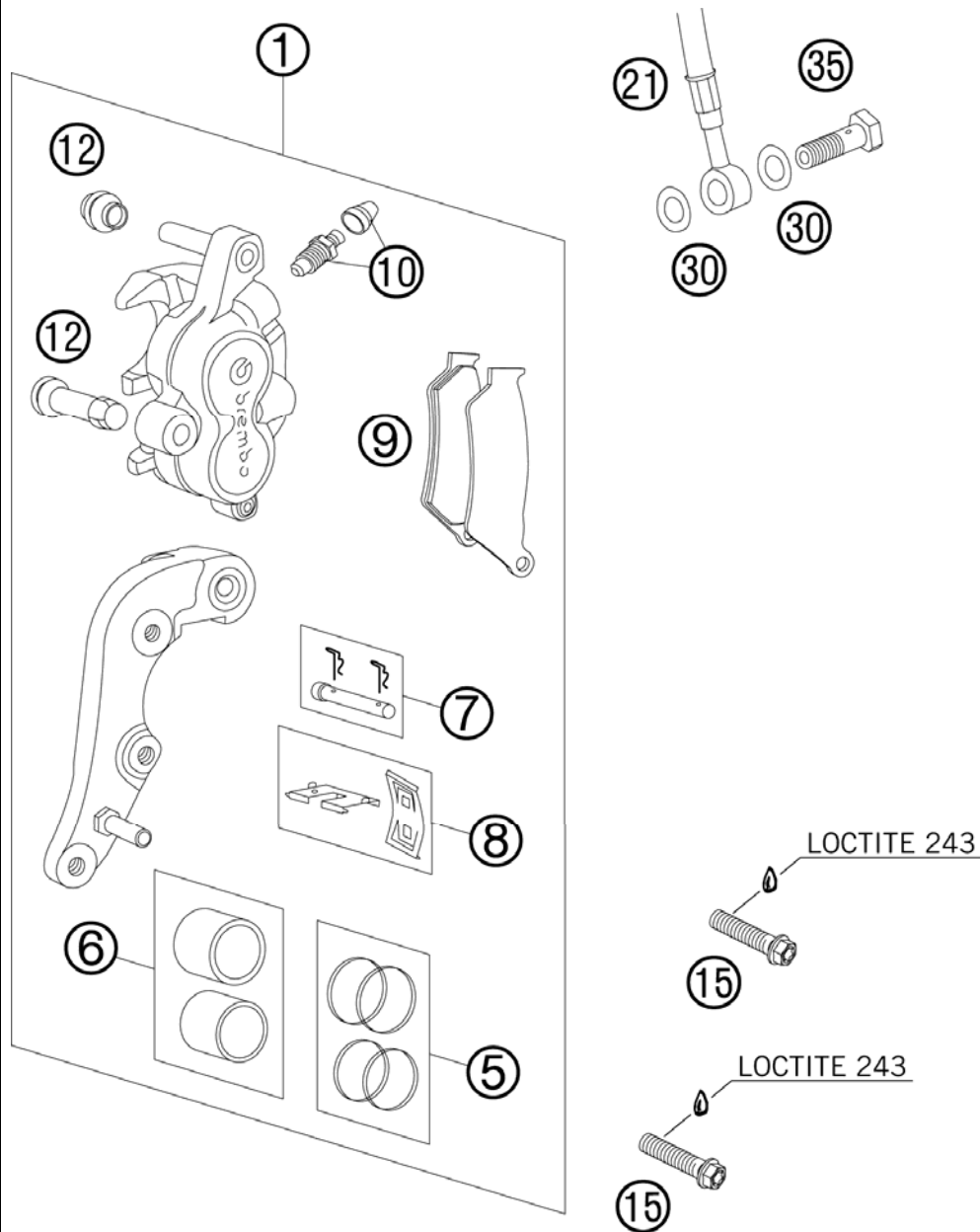


FIG	PART NUMBER	DESCRIPTION	QTY
1	59013015144	BRAKECALIPER FRONT BREMBO 2000	1
5	54613205000	REPAIR KIT 28MM	1
6	54613206000	REPAIR KIT PISTON 28MM	1
7	54613210100	BOLT CPL. 6X56	1
8	54613212000	RETAINING PLATE SET BREMBO	1
9	50313030200	BRAKEP.SET FR.TOSHIBA TT2701HH	1
10	60013020000	BLEEDER SCREW WITH CAP	1
12	54613218000	CUP SET SHORT	1
15	0025080356S	HH COLLAR SCREW M8X35 TX40	2
21	59013011000	BRAKEHO. FRONT 1300MM 2000	1
30	0603100141	COPPER GASKET DIN7603-10X14X1	2
35	50213025000	HOLLOW SCREW M10X1X19	1

085031360 / C087801361

* NEW PART

X AS REQUIRED

HAND BRAKE CYLINDER

FE 450e/6 USA 2008

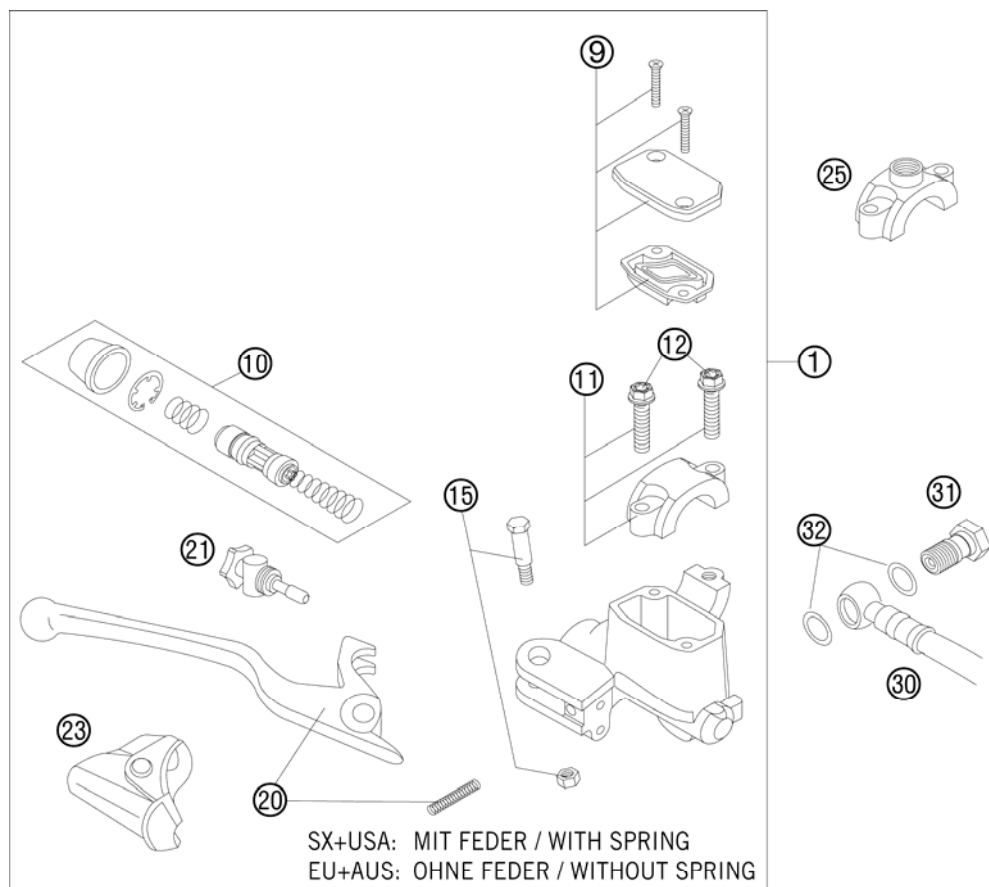
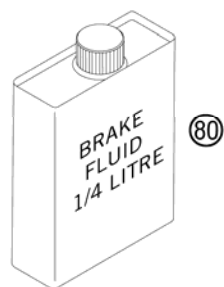


FIG	PART NUMBER	DESCRIPTION	QTY
1	50313001100	HANDBRAKE CYL. NAT. SMALL 2001	1
9	50313003000	HANDBRAKE CYL.COVER CPL.NATURE	1
10	50313008300	REP.SET PISTON D=11 EXC 2001	1
11	50313005000	CLAMP CPL. NATURE	1
12	0015060253	HH COLLAR SCREW M 6X25 WS=8	2
15	50313006100	LEVER SCREW CPL. 2001	1
20	50313002100	HANDBRAKE LEVER SHORT 2001	1
21	50313007100	ADJUSTING SCREW CPL. EXC 2000	1
23	50313004000	PROTECTION CAP HAND BRAKE CYL.	1
25	58012040150	CLAMP FOR MIRROR '94	1
30	59013011000	BRAKEHO. FRONT 1300MM 2000	1
31	50213025000	HOLLOW SCREW M10X1X19	1
32	0603100141	COPPER GASKET DIN7603-10X14X1	2
80	00062030000	BRAKE FLUID DOT5.1 0,25L	1



085481300 / C088001311

* NEW PART

X AS REQUIRED

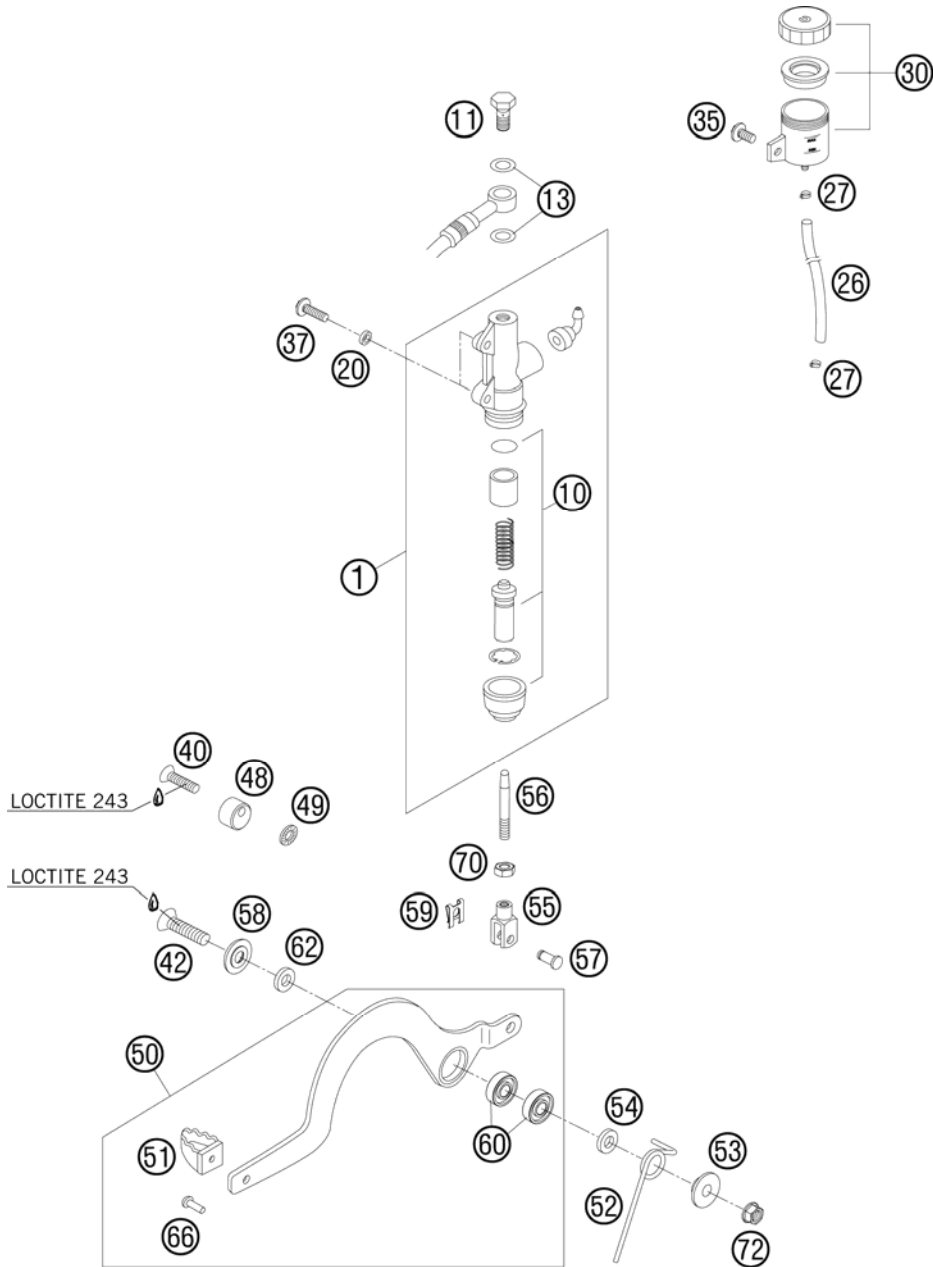


FIG	PART NUMBER	DESCRIPTION	QTY
1	50313060100	FOOTBRAKECYL. 13MM NATURE 2001	1
10	54513150000	REPAIR KIT PISTON 13MM	1
11	50213025000	HOLLOW SCREW M10X1X19	1
13	0603100141	COPPER GASKET DIN7603-10X14X1	2
20	80004060050	BUSHING 6,2X10X2,5MM 04	2
26	58007016101	HOSE FOR RESERVOIR 6X1,5	x
27	58007017000	YDNAC CLAMP 10101 (9MM)	2
30	54513030044	BRAKE FLUID RESERVOIR '89	1
35*	0024060106	HH COLLAR SCREW M6X10 TX30	1
37*	0024060206	HH COLLAR SCREW M6X20 TX30	2
40	0991060253	FLAT HEAD SCREW DIN7991-M 6X25	1
42	0991080453	FLAT HEAD SCREW DIN7991-M 8X45	1
48	80013048000	ECCENTRIC BRAKE LEVER STOP 04	1
49	0797060003	TOOTH LOCK WASH. DIN6797-A 6,4	1
50	80013050044	REAR BRAKE LEVER CPL. 04	1
51	80013051000	BRAKE LEVER PEDAL 04	1
52	80013052000	RETAIN.SPRING REAR BR.LEVER 04	1
53	80013053100	COLLAR. BUSH.8,2X13X24X5,5 05	1
54	80013054100	DISTANCE SPACER 8,2X16X3 MM 05	1
55	80013055000	FORK PART REAR BRAKE CONTR. 04	1
56	80013056000	PRESSURE ROD REAR BRAKE CON.04	1
57	80013057000	MOUNTING BOLT 04	1
58	80013058000	SPECIAL WASHER 04	1
59	80013059000	SL-CIRCLIP 6 MBO 08	1
60	0625006087	GROOVED BALL BEAR. 608 2RS C3	2
62	0137080003	SPRING WASHER DIN137 B8	1
66	0660050167	RIVET DIN0660- 5,0X16	1
70	0934060003	HEXAGON NUT DIN0934-M 6	1
72	54310086200	SELF LOCKING NUT M8 10.9	1

088001333 / C088001333

* NEW PART

X AS REQUIRED

BRAKE CALIPER REAR

FE 450e/6 USA 2008

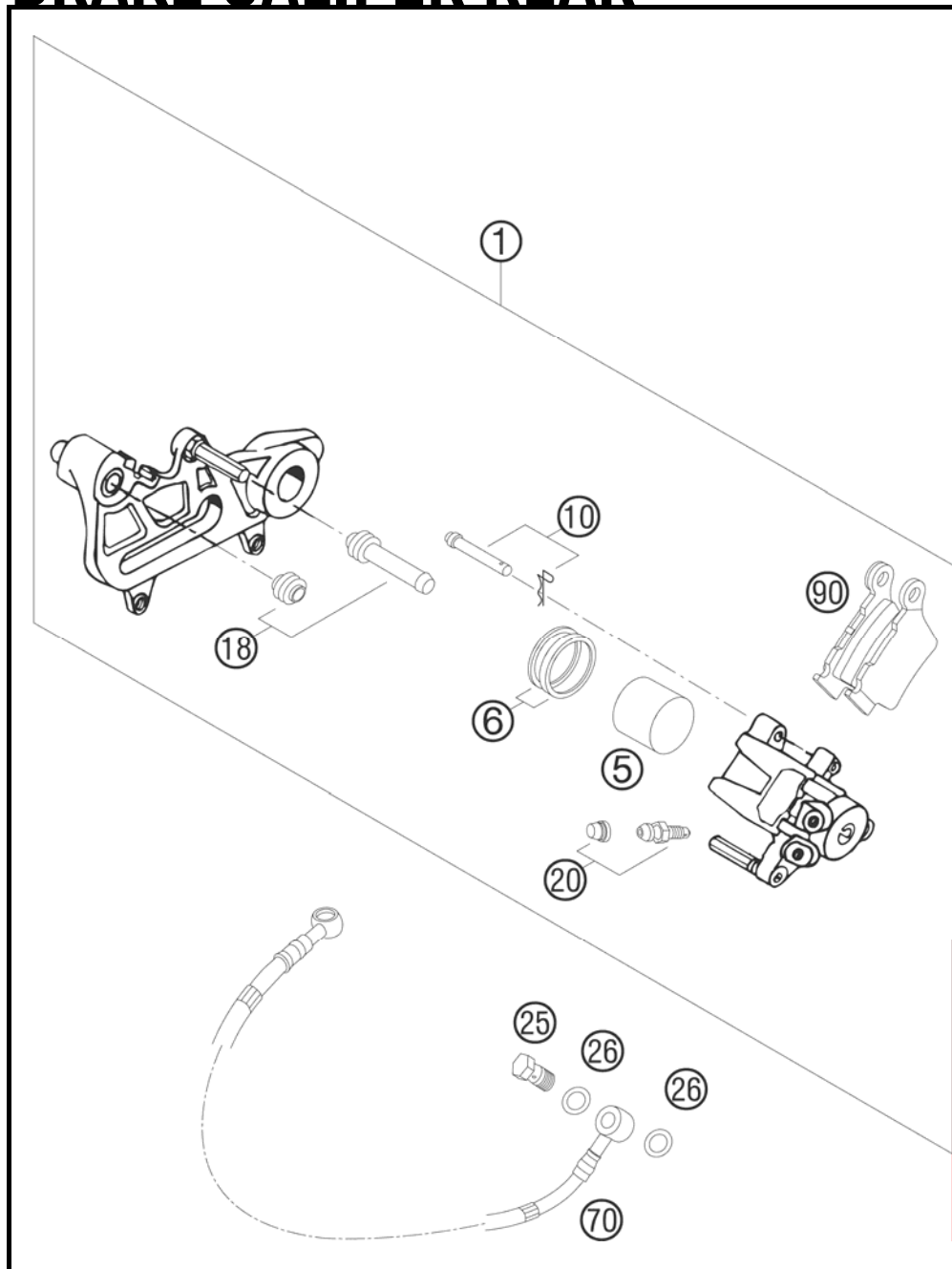


FIG	PART NUMBER	DESCRIPTION	QTY
1	50213301644	BRAKE CALIPER CPL. REAR L/S	1
5	54613305200	BRAKE PISTON 34MM	1
6	54613318200	REPAIR KIT SEALING RINGS 34MM	1
10	54613310200	BOLT SET	1
18	54613218000	CUP SET SHORT	1
20	60013020000	BLEEDER SCREW WITH CAP	1
25	50213025000	HOLLOW SCREW M10X1X19	1
26	0603100141	COPPER GASKET DIN7603-10X14X1	2
70	80013070000	BRAKE HOSE REAR 695MM 04	1
90	50313090000	BRAKE PAD REAR TOSHIBA TTH38GF	x
90	54613309200	BRAKE PAD SET REAR ID450	1
90	59013090000	BRAKE PAD SET REAR SINTER 03	x

088001390 / C088001390

* NEW PART

X AS REQUIRED

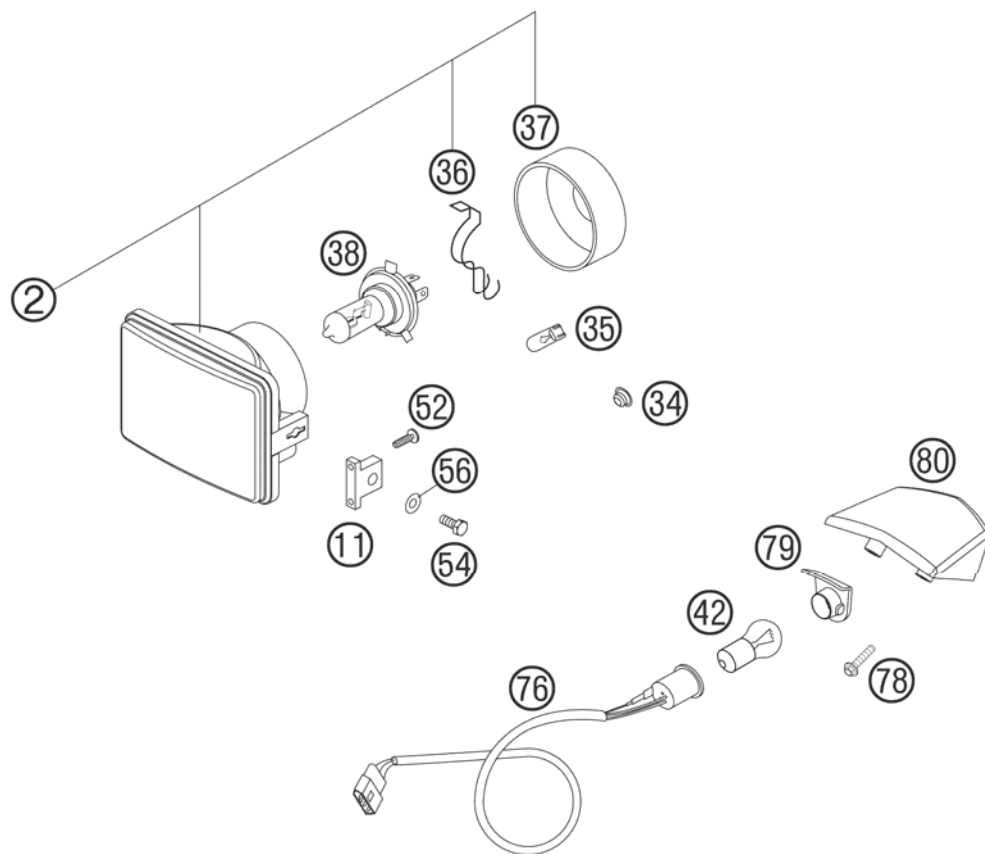


FIG	PART NUMBER	DESCRIPTION	QTY
2	59014002000	HEAD LIGHT 186(RI)"1003202 R"	1
11	58414010100	HEAD LIGHT SUPPORT 2001	2
34	50210086000	COVERING CAP SFL16	1
35	49011435100	BULB 12V 5W (W2,1X9,5D) PHIL.	1
36	49011436100	BULB HOLDER	1
37	50211537000	RUBBER CAP	1
38	54611038012	BULB HS1 12V 35/35W WHITE	1
42	58414042000	BULB 12V 21/5W (BAY15S)REINFO.	1
52	0016040183	SCREW FOR PLASTIC D=4X18	4
54	0933060203	HH SCREW DIN0933-M 6X20	2
56	0125060003	WASHER DIN0125-A 6,4	2
76	50311076000	WIRING HARNESS REAR 125-380'98	1
78	0017060203	EJOT PT SCREW K60X20 WS=6	2
79	54811076050	LAMP HOLDER 04	1
80	50314041200	REAR LIGHT LENS 04	1

078001402 / C078001402

* NEW PART

X AS REQUIRED

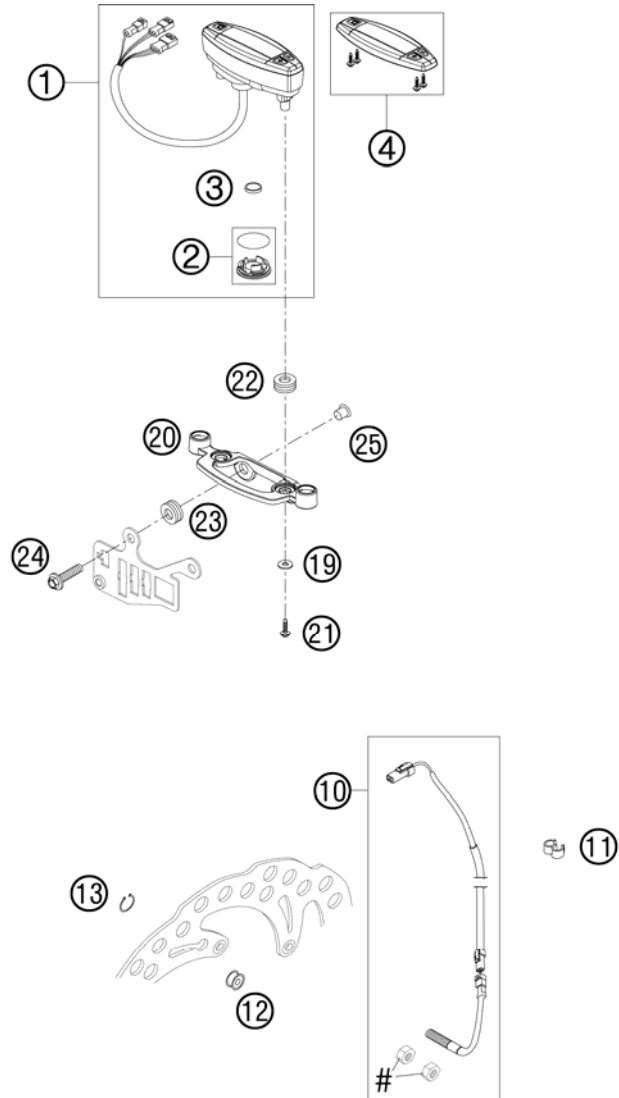


FIG	PART NUMBER	DESCRIPTION	QTY
1	54814069100	SPEEDOMETER MPH F. 21" 2005 REPROGRAMMABLE: MPH - KM/H	1
2	54814069010	BATTERY COVER F. SPEEDOM. 2005	1
3	58314068000	BATTERY F. SPEEDOM. M.A.E. 02	1
4	54814069020	SPEEDOMETER TOP PART 05	1
10	54814068100	CABLE FOR DIGITAL SPEEDOM. 06	1
11	55011022100	CLAMP D=6/8MM, BLACK	3
12	54814069050	MAGNET FOR DIGITAL SPEEDOM. 03	1
13	0471009104	CIRCLIP DIN0471- 9X1 INOX	1
19	0021050003	WASHER DIN9021-A 5,3	2
20	54814060000	SPEEDOMETER BRACKET 05	1
21	0081050121	SCREW FOR PLASTIC K50X12 T20	2
22	58214069051	RUBBER GROMMET 16X10,8X3 02	2
23	31008060000	RUBBER SLEEVE D=8MM OPEN	2
24*	0024060256	HH COLLAR SCREW M6X25 TX30	2
25	58314060050	SPACER BUSH. F. SPEEDOMET.BRA.	2

088001432 / C088001432

* NEW PART

X AS REQUIRED

①
OHNE ABBILDUNG
WITHOUT ILLUSTRATION

①
TECHNISCHE DOKUMENTATION
TECHNICAL DOCUMENTATION
DOCUMENTACION TECNICA
DOCUMENTATION TECHNIQUE
NOTE TECNICHE

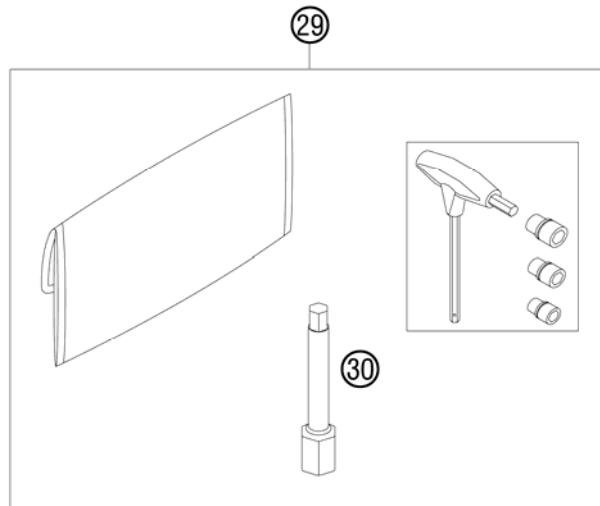


FIG	PART NUMBER	DESCRIPTION	QTY
0	5030314013390	FOOTREST L.+R. CPL. 03	1
0	59001092050	SPECIAL SCREW M6X12,5 WS=8	3
0	59002002000	HANDLEBAR PAD 05	1
0	7700207900068	HAND GUARDS CPL.L/S+R/S BLUE06	1
0	80002033000	COVER HYDR. CLUTCH	1
0	80004060100	CHAIN GUARD 05	1
0	80012026000	BACKPACK "HUSABERG" 04	1
0	80013003000	HANDBRAKECYLINDER COVER	1
0	H39008623	FORCE DEPOT CATALOGUE 2007	1
1	3802013	OWN. MAN. 450/550/650 FE/FS 08	1
1	3CF2375H3EN	SPM CHASSIS FE450e/6 HUSAB. 08	1
1	3CM090021HEN	SPM ENGINE FE 450-E HUSAB. 08	1
29	80029099000	TOOL SET HUSABERG 04	1
30	77029072000	SPARK PLUG KEY 250 SX-F	1

088002001 / C088002006

* NEW PART

X AS REQUIRED

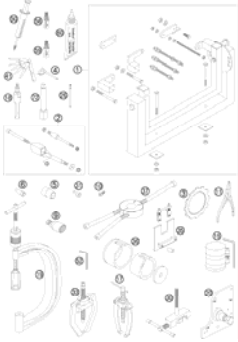
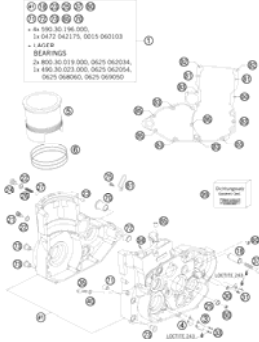

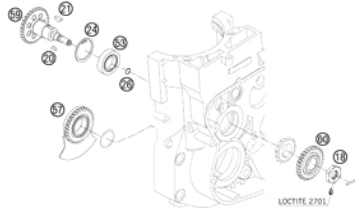


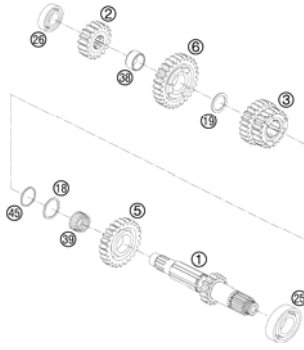

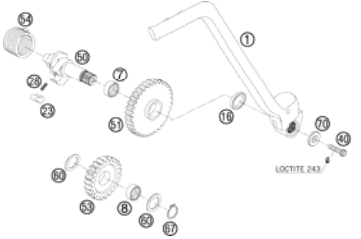

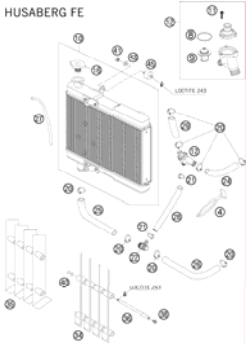

HUSABERG FE 450-E 2008

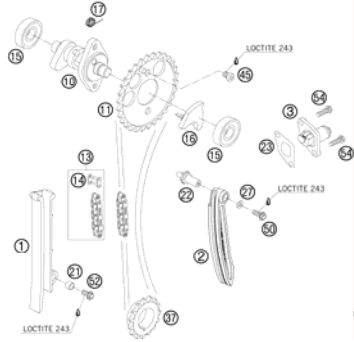
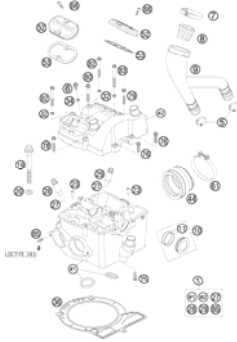
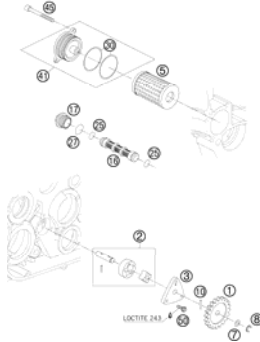
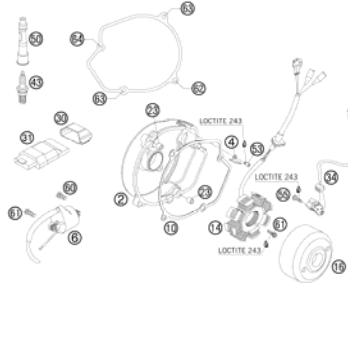
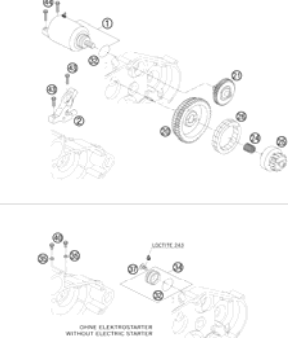
SPARE PARTS MANUAL: ENGINE

ART.NO.: 3CM090021HEN

ENGLISH



<p>SPECIAL TOOLS</p>  <p>3</p>	<p>ENGINE CASE</p>  <p>4</p>	<p>CLUTCH COVER</p>  <p>5</p>	<p>BALANCER SHAFT</p>  <p>6</p>
<p>CRANKSHAFT, PISTON</p>  <p>7</p>	<p>CARBURETOR</p>  <p>8</p>	<p>CLUTCH</p>  <p>11</p>	<p>TRANSMISSION I - MAIN SHAFT</p>  <p>12</p>
<p>TRANSMISSION II - COUNTERSHAFT</p>  <p>13</p>	<p>KICKSTARTER</p>  <p>14</p>	<p>SHIFTING MECHANISM</p>  <p>15</p>	<p>COOLING SYSTEM</p>  <p>16</p>

<p>VALVE DRIVE</p>  <p style="text-align: right;">17</p>	<p>TIMING VALVE</p>  <p style="text-align: right;">18</p>	<p>CYLINDER HEAD</p>  <p style="text-align: right;">19</p>	<p>LUBRICATING SYSTEM</p>  <p style="text-align: right;">20</p>
<p>IGNITION SYSTEM</p>  <p style="text-align: right;">21</p>	<div style="display: flex; align-items: center;"> <div style="background-color: #cccccc; padding: 20px; margin-right: 20px; text-align: center;"> ! </div> <div> <p>All information contained is without obligation. KTM-Sportmotorcycle AG particularly reserves the right to modify any equipment, technical specifications, prices, colors, shapes, materials, services, service work, constructions, equipment and the like so as to adapt them to local conditions or to cancel any of the above items, all without previous announcement and without giving reasons. KTM may stop manufacturing certain models without previous notice. KTM shall not be held liable for any deviations of availability and/or ability to deliver, illustrations, descriptions, printing and/or other errors. The illustrated models partly contain extra equipment, which is not applied to standard models. © by KTM-SPORTMOTORCYCLE AG, Mattighofen AUSTRIA; All rights reserved; Reprint, also in extracts, with written allowance of KTM-SPORTMOTORCYCLE AG, Mattighofen only.</p> </div> </div>		

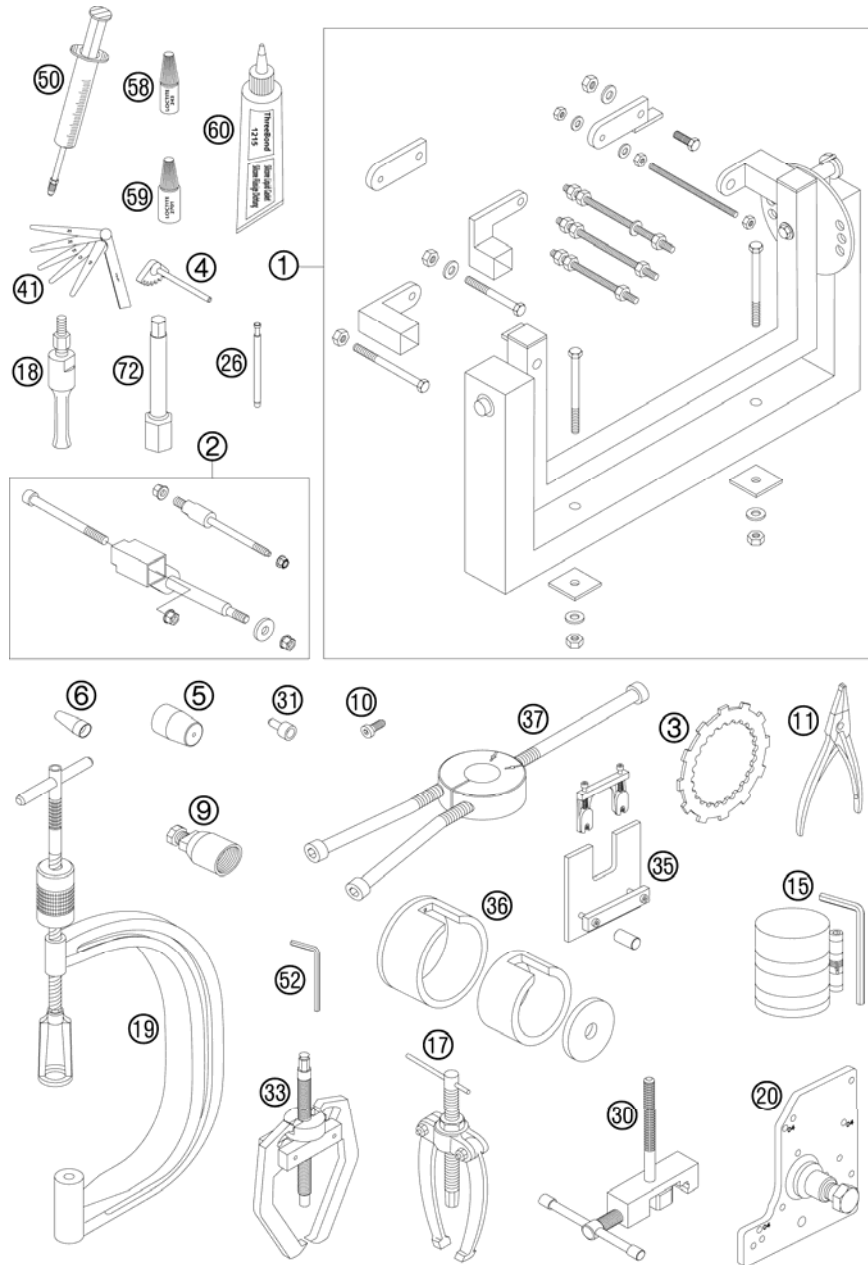


FIG	PART NUMBER	DESCRIPTION	QTY
1	56012001000	UNIVERSAL MOUNTING RACK '96	1
2	80029002100	ENGINE HOLDER HUSABERG 04	1
3	80029003000	CLUTCH HOLDER 04	1
4	80029004000	GEAR SEGMENT CPL. 04	1
5	80029005000	MOUNT.SLEEVE F. LEFT SSR C.S.	1
5	80029105000	MOUNT.SLEEVE F. RIGHT SSR C.S.	1
5	80029205000	MOUNT.SLEEVE F. SSR KICKST.-S.	1
6	59029005010	MOUNTING SLEEVE SEAL RING	1
9	58012009000	FLYWHEEL EXTRACTOR	1
10	58030080000	LOCATING SCREW M8 L=23	1
11	51012011000	SPECIAL CIRCLIP PLIER	1
15	60029015000	PISTON RING COMPRESSOR CPL. 03	1
17	15112017000	BUSHING EXTRACTOR	1
18	15112018000	INTERN.BEAR.PULLER 12-16 MM	1
19	59029019000	VALVE SPRING LEVER	1
20	80029020000	HOUSING SEPARATING TOOL 04	1
26	59029026006	LIMIT PLUG GAUGE F.VALVE GUIDE	1
30	80029030000	RIVETTING TOOL TIMING CHAIN	1
31	80029031000	PROTECTION COVER F. CRANKSHAFT	1
33	59029033000	EXTRACTOR FOR TIMING GEAR	1
35	80029035000	PRESS OUT TOOL CONROD BEARING	1
36	80029036000	PRESS IN TOOL CONROD BEARING	1
37	58429037037	MOUNTING TOOL INNER RING NJ206	1
41	59029041000	FEEL. GAUGE SET 10,12,15,20,25	1
50	50329050000	VENT INJEKTION HYDR. CLUTCH	1
52	80029052000	SAFETY-TORX TX20	1
58	6899785	LOCTITE 243 BLUE 6CCM	1
59	80029059000	LOCTITE 2701 GREEN 5ML	1
60	309098	SILICON GASKET THREE-BOND	1
72	77029072000	SPARK PLUG KEY 250 SX-F	1

088002910 / C088002910

* NEW PART

X AS REQUIRED

#1 18 23 25 37 60

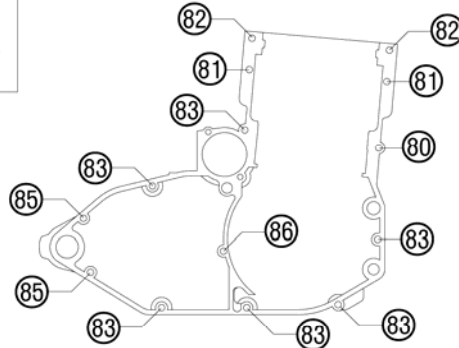
71 72 73 65 70

+ 4x 590.30.196.000,
1x 0472 042175, 0015 060103

+ LAGER
BEARINGS

2x 800.30.019.000, 0625 062034,
1x 490.30.023.000, 0625 062054,
0625 068060, 0625 069050

①



99

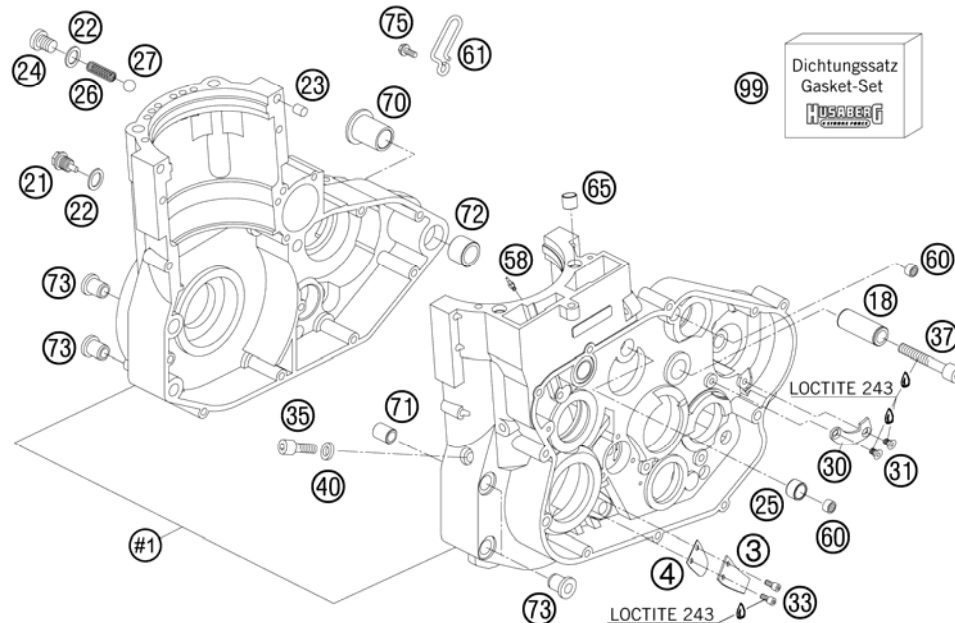


FIG	PART NUMBER	DESCRIPTION	QTY
1	81030000144	ENGINE CASE CPL. 450	05
3	80030003050	STOP SHEET MEMBRANE	03
4	80030003051	MEMBRANE	03
5	81030005000	CYLINDER LINER 100MM 450	03
6	0770102020	O-RING 102,00X2,00 VITON	02
18	59033018000	BUSHING PIN	2000
21	58030021000	OILDRAIN PLUG W.MAG. M 12X1,5	1
22	58038022000	CU-SEAL RING DIN7603-12X18X1,5	2
23	59030023000	DOWEL 6X8X11,5	3
24	0908120153	PLUG DIN0908-M12X1,5	1
25	80040025050	BUSHING 12X15X9,7	1
26	80038026000	SPRING OIL PRES.RELIEF HUSA.04	1
27	0401100000	BALL D=10 DIN 5401	1
30	80033060000	ENGAGEMENT SLEDGE	03
31	0019050103	INT. TORX FLAT HEAD M 5X10 8.8	2
33	0912040063	AH SCREW DIN0912-M 4X 6	2
35	0912080163	AH SCREW DIN0912-M 8X16	1
37	0912060404	AH SCREW DIN0912-M 6X40 A2	1
40	58030081000	CU-SEAL RING 8 X 14 X 3	1
58	80030058060	OIL JET "60" M4	1
60	80040060000	NEEDLE BEARING HK 0810	03
61	80031081000	BOW FOR BREATHER HOSE	04
65	80036085000	DOWEL 10,5X12X10	03
70	80030170000	DOWEL ENGINE CASE REAR	03
71	80030071000	DOWL 9X13X15,5	03
72	80030072000	DOWEL 16,1X22X16	03
73	80030171000	DOWEL ENGINE CASE FRONT	03
75	0015050123	HH COLLAR SCREW M 5X12 WS=8	1
80	0015060353	HH COLLAR SCREW M 6X35 WS=8	1
81	0015060403	HH COLLAR SCREW M 6X40 WS=8	2
82	0015060453	HH COLLAR SCREW M 6X45 WS=8	2
83	0015060503	HH COLLAR SCREW M 6X50 WS=8	6
85	0015060603	HH COLLAR SCREW M 6X60 WS=8	2
86	0015060653	HH COLLAR SCREW M 6X65 WS=8	1
99	80030099000	GASKET SET 450-650 HUSABERG 04	1

088003010 / C088003010

* NEW PART

X AS REQUIRED

CLUTCH COVER

HUSABERG FE 450-E 2008

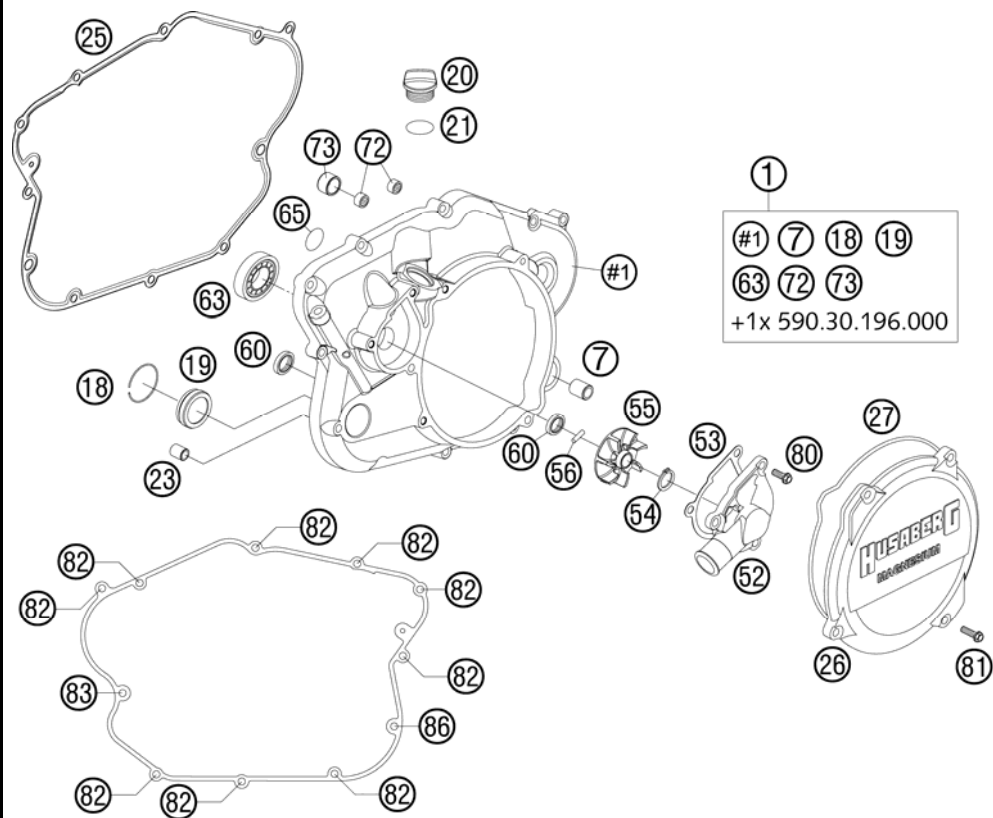


FIG	PART NUMBER	DESCRIPTION	QTY
1	80030001044	CLUTCH COVER CPL. 04	1
7	80034007053	SLIDING SLEEVE PLASTIC-COAT 03	1
18	61030019050	CIRCLIP OIL LEVEL GLASS 03	1
19	59030019000	OIL LEVEL GLASS G 1777 Y	1
20*	80030020000	OIL PLUG	1
21*	0770191015	O-RING 19,00X3,00 NBR	1
23	59030023000	DOWEL 6X8X11,5	2
25	80030025000	GASKET CLUTCH COVER 03	1
26	80030026000	OUTER CLUTCH COVER 03	1
27	80030027100	GASKET OUTER CLUTCH COVER 05	1
52	80035052000	WATER PUMP COVER 03	1
53	80035053000	GASKET WATER PUMP COVER 03	1
54	0471100010	CIRCLIP DIN0471-10X1	1
55	80035055000	WATER PUMP GEAR 03	1
56	0402251980	NEEDLEROL.DIN5402 NRA 2,5X19,8	1
60	0760101844	SHAFT SEAL RING 10X18X4 BSL V.	2
63	0625062013	BALL BEARING SPEC.B.B.SKF 6201	1
65	0770173024	O-RING 17,30X2,40 NBR 70 SH	1
72	80040060000	NEEDLE BEARING HK 0810 03	2
73	80040025050	BUSHING 12X15X9,7	1
80	0015060163	HH COLLAR SCREW M 6X16 WS=8	3
81	0015060203	HH COLLAR SCREW M 6X20 WS=8	4
82	0015060253	HH COLLAR SCREW M 6X25 WS=8	9
83	0015060303	HH COLLAR SCREW M 6X30 SW=8	1
86	0015060453	HH COLLAR SCREW M 6X45 WS=8	1

088003020 / C088003020

* NEW PART

X AS REQUIRED

BALANCER SHAFT

HUSABERG FE 450-E 2008

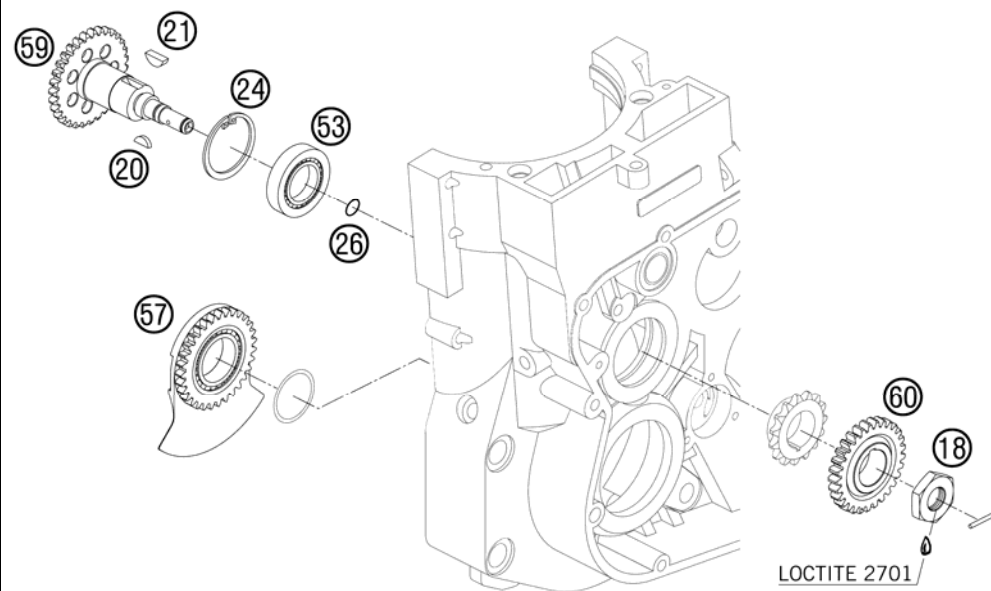


FIG	PART NUMBER	DESCRIPTION	QTY
18	80030018020	NUT M16X1 WS=30 03	1
20	0888030050	WOODRUFF KEY DIN6888-3X5X13	1
21	6946005	WOODRUFF KEY 5X6,5 HARDED	1
24	0472042175	CIRCLIP DIN0472-42X1,75	1
26	0770010012	O-RING 10, 00X1, 20 NBR	1
53	0625069050	BALL BEARING 6905 J1LLUC3	1
57	80030057100	BALANCER SHAFT CPL. 450-650 06	1
59	80030059000	MAIN SHAFT BALANCER SHAFT 03	1
60	80030059050	GEAR WHEEL B.SH.-SHAFT 29-T 03	1

088003030 / C088003030

* NEW PART

X AS REQUIRED

CRANKSHAFT, PISTON

HUSABERG FE 450-E 2008

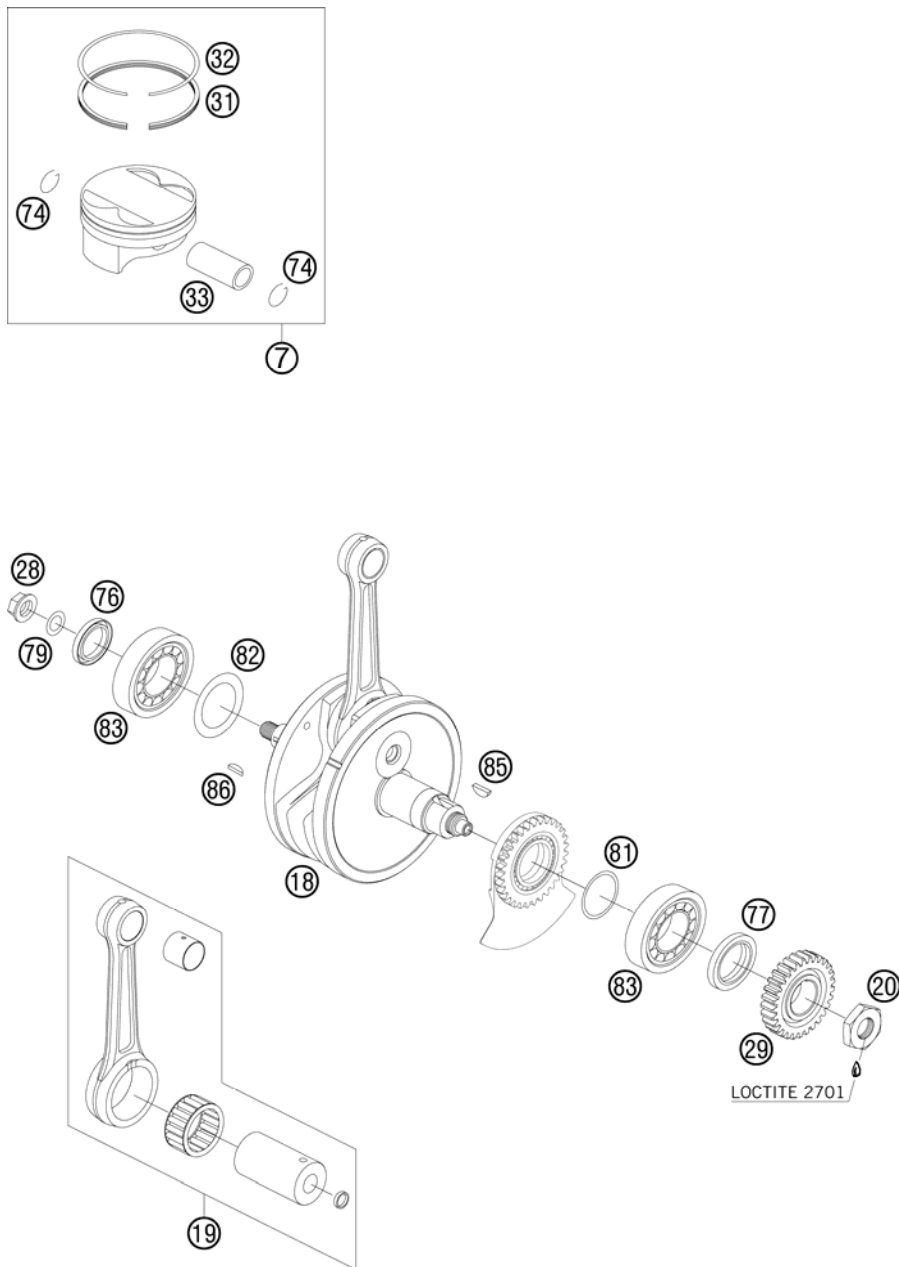


FIG	PART NUMBER	DESCRIPTION	QTY
7	81030007000 I	PISTON I CPL. 100 MM 450 03	1
7	81030007000 II	PISTON II CPL. 100 MM 450 03	1
18	81030018100	CRANKSHAFT 450 FE CPL. 05	1
19	81030015100	CONROD REP. KIT 450 05	1
20	80030018020	NUT M16X1 WS=30 03	1
28	51030028100	COLLAR NUT M12X1 LEFT WS=17	1
29	80032000029	PRIMARY GEAR 29-T 03	1
31	60030032000	OIL SCRAPER RING D=100MM 03	1
32	80030032000	RECTANGULAR RING 100X1,25	1
33	59030033000	PISTON PIN BOLT 20X15,8/12X50	1
74	59030074000	CIRCLIP C20X1,5	2
76	0760254071	SHAF.SEAL RING 25X40X7 BAUM3SL	1
77	0760305271	SHAFT SEAL RING 30X52X7	1
79	0137120000	SPRING WASHER DIN0137-B12	1
81	80030081010	THRUST WASHER 31X36X0,10	x
81	80030081020	THRUST WASHER 31X36X0,20	x
81	80030081030	THRUST WASHER 31X36X0,30	x
82	56030081000	THRUST WASHER 30,5X45X0,10	x
82	56030081100	THRUST WASHER 30,7X47X0,15	x
82	56030081200	THRUST WASHER 30,5X45X0,30	x
83	80030019000	CYL.ROLLBEAR.NJ206ECP/C3HVC058	2
85	6946005	WOODRUFF KEY 5X6,5 HARDED	1
86	0888030050	WOODRUFF KEY DIN6888-3X5X13	1

088003060 / C088003060

* NEW PART

X AS REQUIRED

CARBURETOR

HUSABERG FE 450-E 2008

ACHTUNG !!! Vor dem Einbau des Vergasers, Bedüsung kontrollieren. **CAUTION !!!** Before mounting the carburetor, check the jetting.

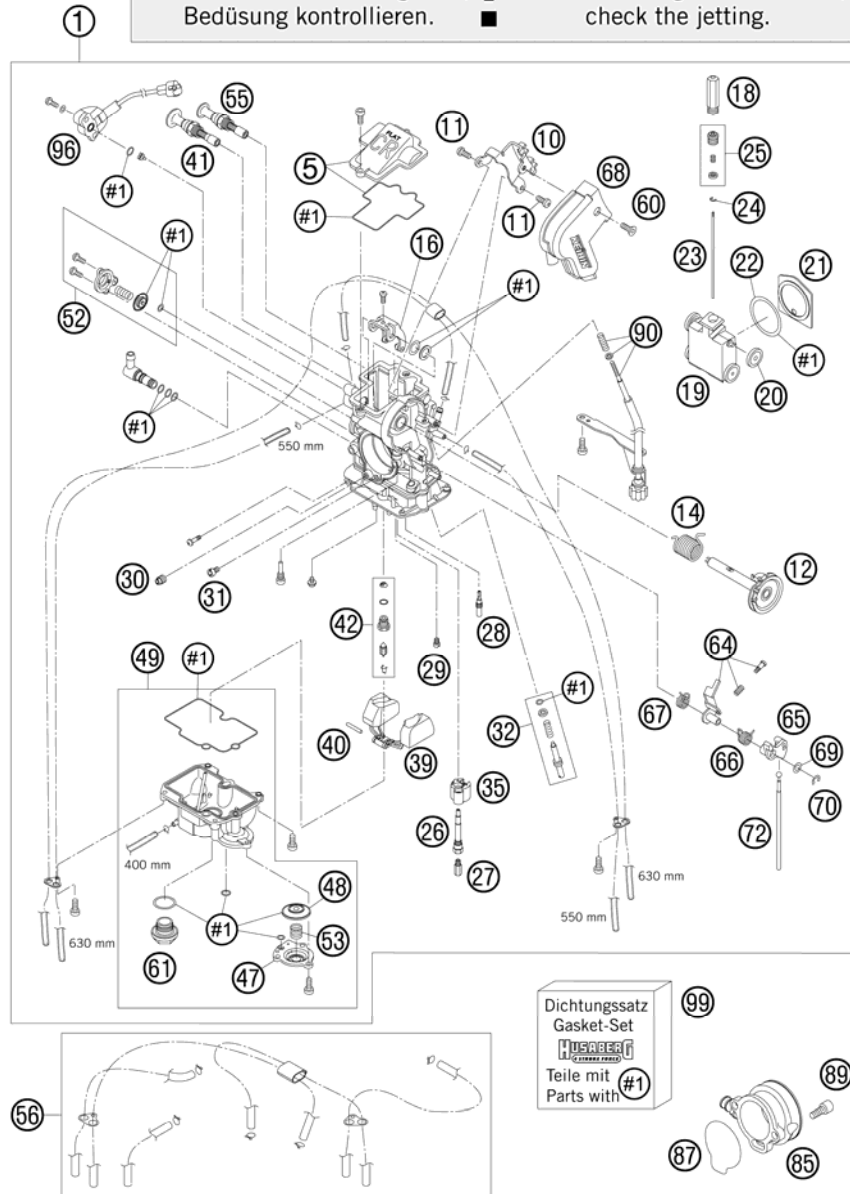


FIG	PART NUMBER	DESCRIPTION	QTY
1	80031001300	CARBURETOR KEIHIN FCR-MX39 05	1
5	57331027044	CARBURETOR COVER WITH GASKET	1
10	57331080000	BRACKET PLATE FOR THR. CABLE	1
11	57331055000	SCREW M 5 X 8	2
12	57331046000	THROTTLE SHAFT CPL.	1
14	57331046050	COIL SPRING THROTTLE SHAFT	1
16	57331035051	LINK ARM THROTTLE VALVE CPL.	1
18	59031029006	SLIDE STOP L=44MM 04 450-650 FE+FS (EU+AUS)	1
19	57331035000	THROTTLE VALVE CPL.	1
20	59031035050	BUSHING THROTTLE VALVE	4
21	57331035153	GASKET PLATE THROTTLE VALVE 04	1
22	59031035052	GASKET WASHER THROTTLE VALVE	1
23	59031022000	JET NEEDLE KEIHIN OBDVR	x
23	59031023200	JET NEEDLE KEIHIN OBDVT	1
24	59031029000	BAR CLIP	1
25	57331032000	NEEDLE SET SCREW CPL.	1
26	59031121000	NEEDLE JET FCR-MX	1
27	54531623160	MAIN JET 160 KEIHIN	x
27	54531623162	MAIN JET 162 KEIHIN	x
27	54531623165	MAIN JET 165 KEIHIN	x
27	54531623168	MAIN JET 168 KEIHIN	x
27	54531623170	MAIN JET 170 KEIHIN	x
27	54531623172	MAIN JET 172 KEIHIN	x
27	54531623175	MAIN JET 175 KEIHIN	x
27	54531623178	MAIN JET 178 KEIHIN	x
27	54531623180	MAIN JET 180 KEIHIN	x
27	54531623182	MAIN JET 182 KEIHIN	x
27	54531623185	MAIN JET 185 KEIHIN	x
27	54531623188	MAIN JET 188 KEIHIN	x
27	54531623190	MAIN JET 190 KEIHIN	x
28	54531607038	IDLE JET 38 KEIHIN	x
28	54531607040	IDLE JET 40 KEIHIN	x
28	54531607042	IDLE JET 42 KEIHIN	x
28	54531607045	IDLE JET 45 KEIHIN	x
29	59031051085	STARTER JET 85	1

088003110 / C088003110

* NEW PART

X AS REQUIRED

CARBURETOR

HUSABERG FE 450-E 2008

ACHTUNG !!! Vor dem Einbau des Vergasers, Bedüsung kontrollieren. **CAUTION !!!** Before mounting the carburetor, check the jetting.

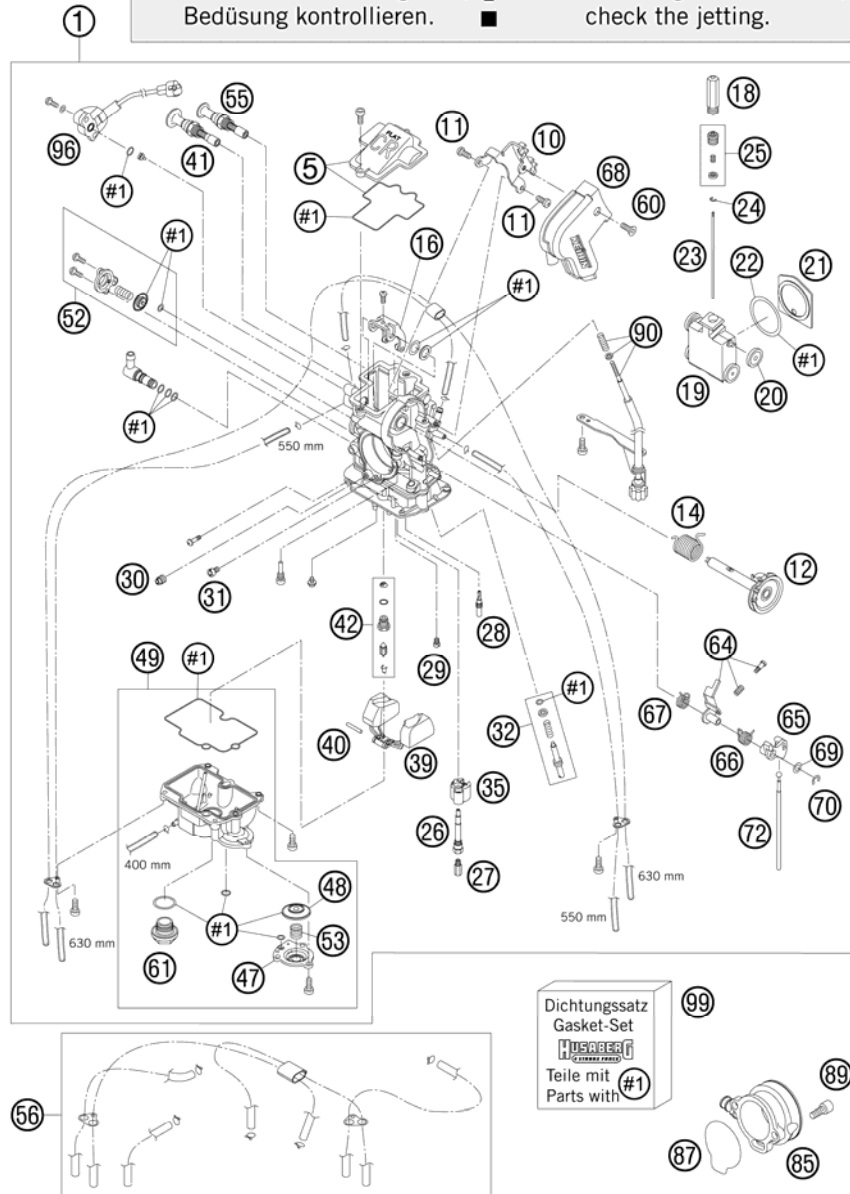


FIG	PART NUMBER	DESCRIPTION	QTY
30	57331007100	IDLE AIR JET 100 KEIHIN	1
31	57331037200	MAIN AIR JET 200 KEIHIN	1
32	59031017100	ADJUST SCREW CPL. FCR-MX	1
35	57331085000	BUFFER PLATE	1
39	57331009000	FLOAT CPL.	1
40	57331008000	ARM PIN FLOAT	1
41	57331075000	HOT-STARTER VALVE CPL.	1
42	57331020000	NEEDLE VALVE CPL.	1
47	57331060000	COVER ACCELERATOR PUMP	1
48	57331057100	DIAPHRAGM ACCELERATOR PUMP	1
49	80031011044	FLOAT CHAMBER CPL. SET	04
52	57331090000	AIR CUT VALVE 2002	1
		ONLY FOR 650 FE+FS	
53	59031059000	COIL SPRING	1
55	57331048000	STARTER VALVE CPL.	1
56	80031098000	BREATH.HOSE FCR-MX KEIHIN CPL.	1
60	0965050103	FLAT HEAD SCREW DIN0965-M 5X10	1
61	54531699000	PLUG M 18X1	1
64	57331062000	INTERMEDIATE LEVER CPL.	1
65	57331056000	LINK LEVER	1
66	57331059000	SPRING LINK LEVER	1
67	57331159000	SPRING INTERMEDIATE LEVER	1
68	57331038000	CARBURETOR COVER	1
69	57331087000	WASHER LINK LEVER	1
70	57331084000	E-CLIP	1
72	57331061000	ROD ACCELERATOR PUMP	1
85	59031040200	INTAKE FUNNEL FCR/FCR-MX	02
		SIDEWARDS CLOSED	
87	59031040010	O-RING FOR INTAKE FUNNEL	1
89	0912050123	AH SCREW DIN0912-M 5X12	2
90	80031025000	STOP SCREW CPL. FCR-MX	04
96	57331077000	TPS-SENSOR FCRMX 140MM	2002
99	57331099000	GASKET SET FCR-MX KEIHIN	1

088003110 / C088003110

* NEW PART

X AS REQUIRED

CLUTCH

HUSABERG FE 450-E 2008

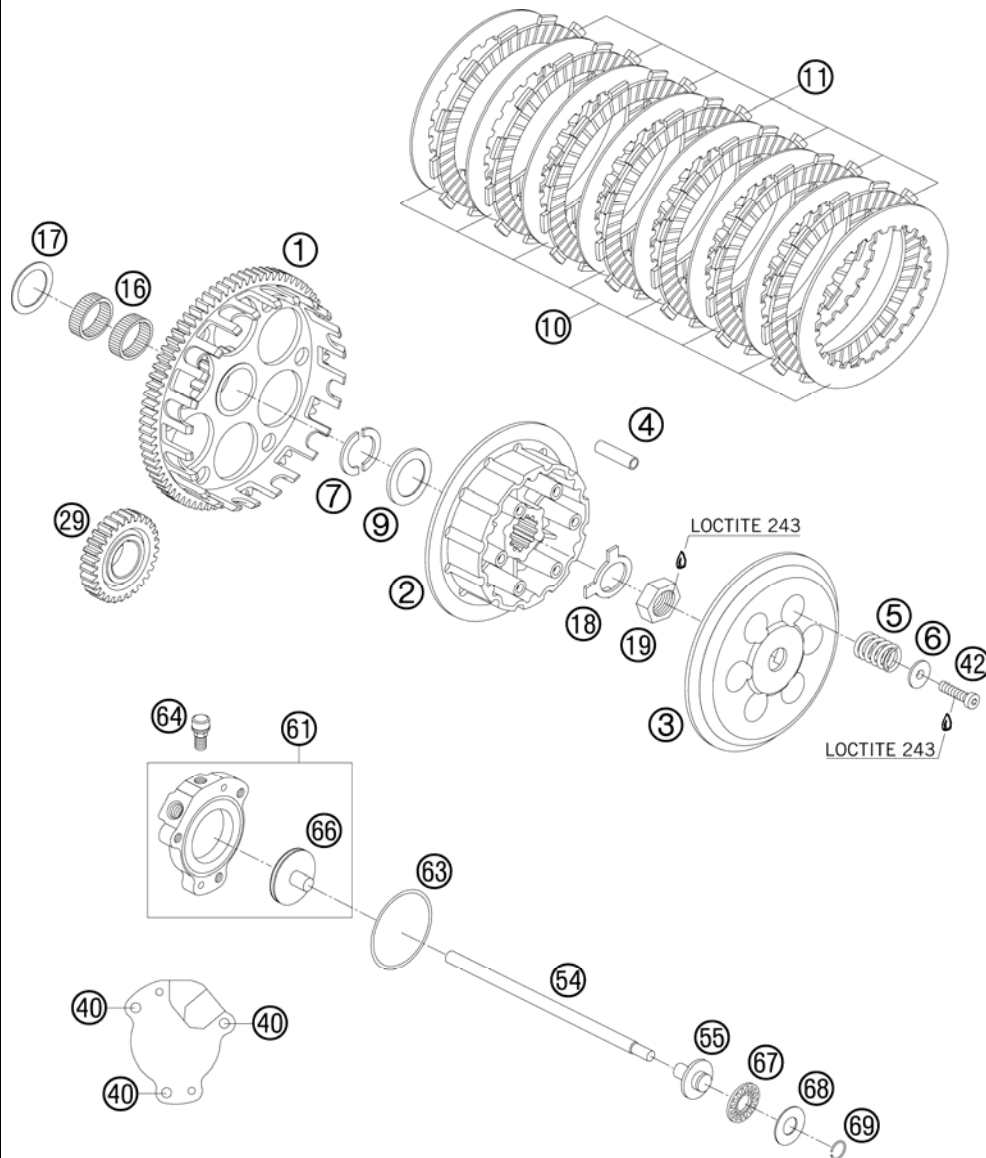


FIG	PART NUMBER	DESCRIPTION	QTY
1	80032000078	OUTER CLUTCH HUB 03	1
2	59032002500	INNER HUB - RACING 2007	1
3	59032003500	PRESSURE CAP WITH OIL BORE 07	1
4	59032004000	DRIVING SLEEVE D=8,L=31 2002	12
5	59032005000	CLUTCH SPRING 2,5X43MM	6
6	59032006050	SPRING RETAINER 6,2X12X18X5,2	6
7	59032007000	HALF-WASHER 03	2
9	59032009000	STEPPED WASHER 03	1
10	59032010100	INTERMEDIATE DISC 1MM 2002	8
11	59032011100	LINING DISC 2MM 04	7
16	0405252910	NEEDLE BEAR K 25X29X10	2
17	59032017000	SUPPORTWASHER 25X35X1	1
18	56532018000	LOCK WASHER	1
19	0936181505	HEXAGON NUT DIN0936-M18X1,5 R.	1
29	80032000029	PRIMARY GEAR 29-T 03	1
40	0912050163	AH SCREW DIN0912-M 5X16	3
42	0984060252	AH SCREW DIN6912 M6X25	6
54	80032054000	PUSH ROD 03	1
55	50332054051	PRESSURE PIECE 125-380 '98	1
61	80032061044	OUTPUT CYLINDER CPL. 2004	1
63	0770045015	O-RING 45,00X1,50 NBR 70	1
64	54732064000	BLEEDER SCREW WITH CAP	1
66	80032066000	PISTON + O-RING 2004	1
67	54637097200	AXIAL NEEDLE BEARING AXK 1226	1
68	54637098200	AXIAL WASHER AS1226 12X26X1	1
69	0993012000	CIRCLIP DIN7993-RW12	1

088003210 / C088003210

* NEW PART

X AS REQUIRED

TRANSMISSION I - MAIN SHAFT

HUSABERG FE 450-E 2008

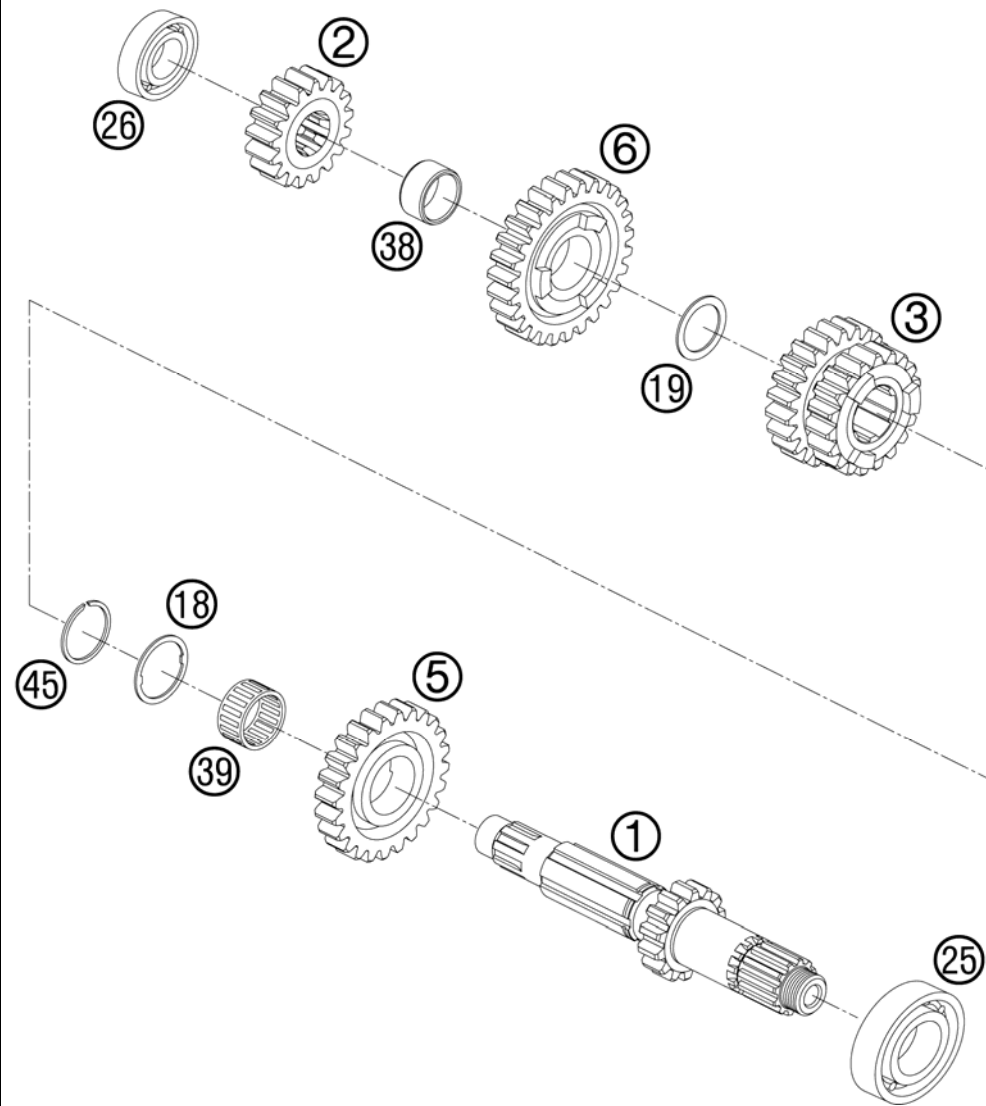


FIG	PART NUMBER	DESCRIPTION	QTY
1	80033001000	MAIN SHAFT 04	1
2	80033002017	SOLID GEAR 2ND G 17-T	1
3	80033003019	SLIDING GEAR 3RD/4TH G 19/23-T	1
5	80033005024	IDLER GEAR 5TH G 24-T	1
6	80033006027	IDLER GEAR 6TH G 27-T	1
18	80033018000	STOP DISC 25X30X1	1
19	80033019000	STOP DISC 21X28X1	1
25	0625062054	BALL BEARING 6205 C3 NTN	1
26	0625062034	BALL BEARING 6203 JR C3	1
38	0405202413	NEEDLE BEAR. K20X24X13	1
39	0405222613	NEEDLE BEAR. K 22X26X13 TN	1
45	80033022000	CIRCLIP SPA25-SD1,2	1

088003330 / C088003330

* NEW PART

X AS REQUIRED

TRANSMISSION II - COUNTERSHAFT

HUSABERG FE 450-E 2008

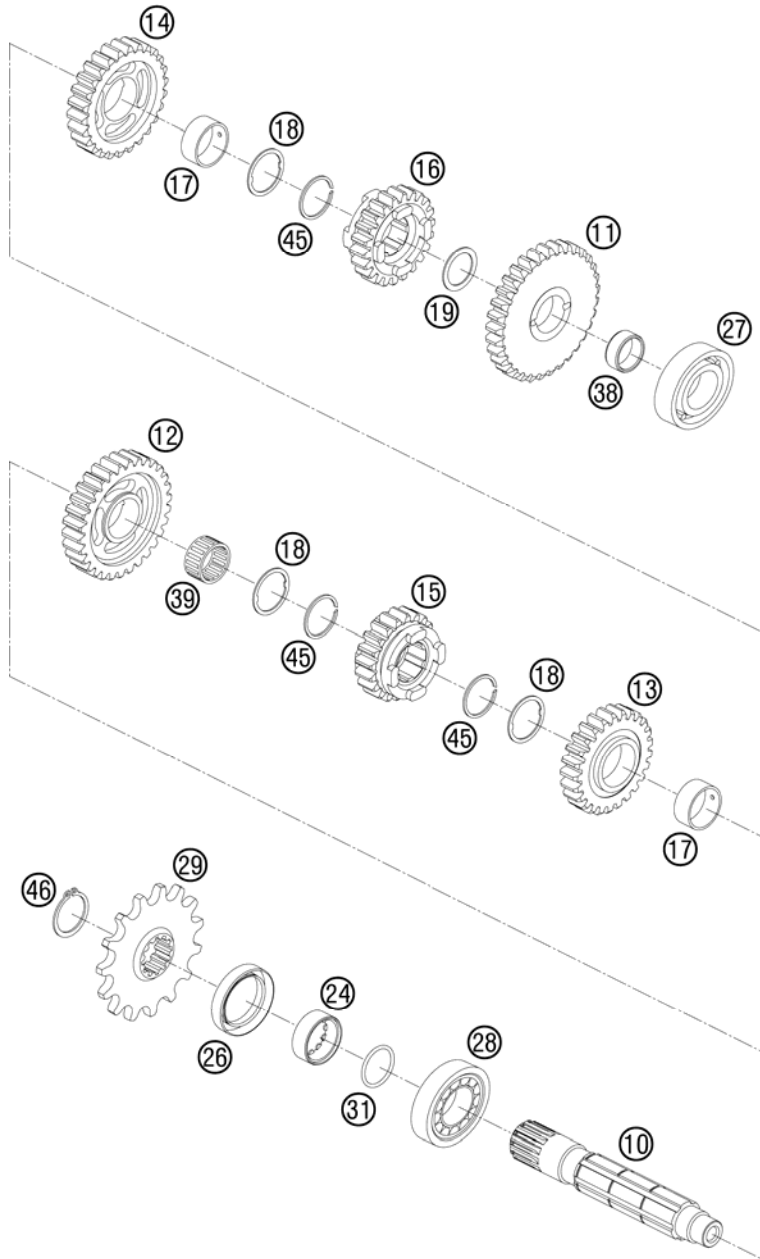


FIG	PART NUMBER	DESCRIPTION	QTY
10	80033010000	COUNTERSHAFT 04	1
11	80033011033	IDLER GEAR 1ST G 33-T	1
12	80033012030	IDLER GEAR 2ND G 30-T	1
13	80033014025	IDLER GEAR 4TH G 25-T	1
14	80033013026	IDLER GEAR 3RD G 26-T	1
15	80033016020	SLIDING GEAR 6TH G 20-T	1
16	80033015022	SLIDING GEAR 5TH G 22-T	1
17	80033007000	BUSHING 25X28X12	2
18	80033018000	STOP DISC 25X30X1	3
19	80033019000	STOP DISC 21X28X1	1
24	80033014000	SPACER BUSHING 11MM 03	1
26	0760304270	SH.SEAL RING 30X42X7 BAU2SLX2	1
27	0625062034	BALL BEARING 6203 JR C3	1
28	49030023000	CYL.ROLL BEARING NJ205	1
29	80033029013	SPROCKET 13-T 03	1
29	80033029014	SPROCKET 14-T 03	1
29	80033029015	SPROCKET 15-T 03	1
29	80033029016	SPROCKET 16-T 03	1
31	0770022016	O-RING 22,10X1,60 NBR 70 SH	1
38	50033098000	NEEDLE BEARING K20X24X10	1
39	0405222613	NEEDLE BEAR. K 22X26X13 TN	1
45	80033022000	CIRCLIP SPA25-SD1,2	3
46	0471250120	CIRCLIP DIN0471-25X1,2	1

088003360 / C088003360

* NEW PART

X AS REQUIRED

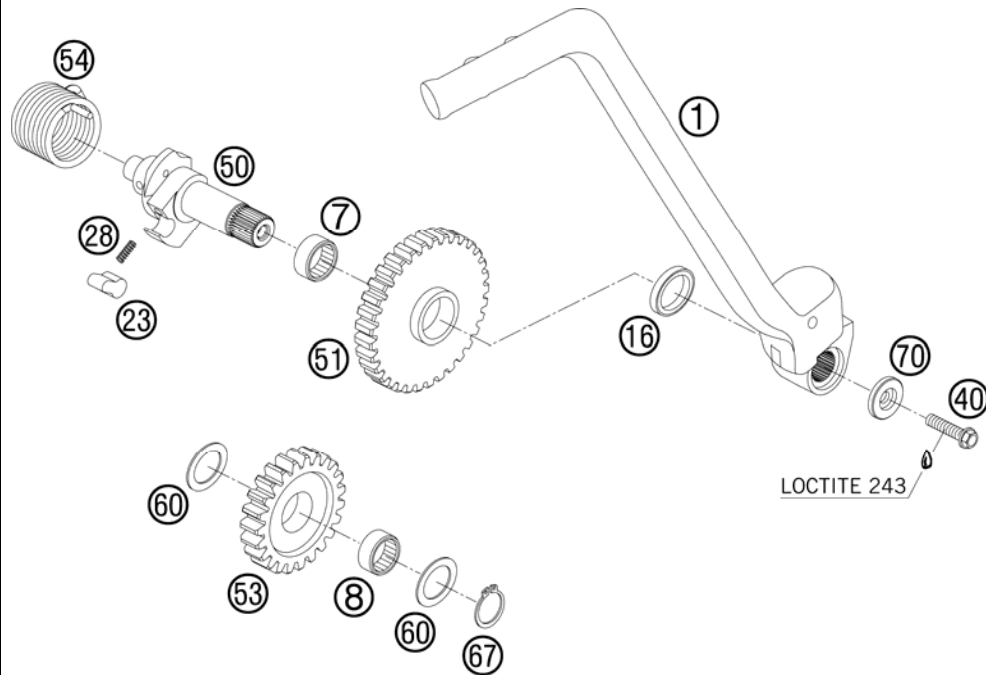


FIG	PART NUMBER	DESCRIPTION	QTY
1	80033070100	KICKSTARTER CPL. 2005	1
7	0405182210	NEEDLE BEARING K 18X22X10 02	1
8	0405172110	NEEDLE BEARING K 17X21X10	1
16	0760182442	SHAFT SEAL RING 18X24X4	1
23	80033023000	LOCKING PAWL KICK 03	1
28	80033028000	RATCHET SPRING 03	1
40	0015060253	HH COLLAR SCREW M 6X25 WS=8	1
50	80033050000	KICKSTARTER SHAFT 03	1
51	80033051000	KICKSTARTER GEAR 03	1
53	80033053000	INTERMEDIATE GEAR 03	1
54	80033054000	KICKSTARTER SPRING 03	1
60	54633090000	STOP DISK 17,2X25X1	2
67	0471170010	CIRCLIP DIN0471-17X1	1
70	80033070150	STEPPED WASHER KICKSTARTER	1

088003390 / C088003390

* NEW PART

X AS REQUIRED

SHIFTING MECHANISM

HUSABERG FE 450-E 2008

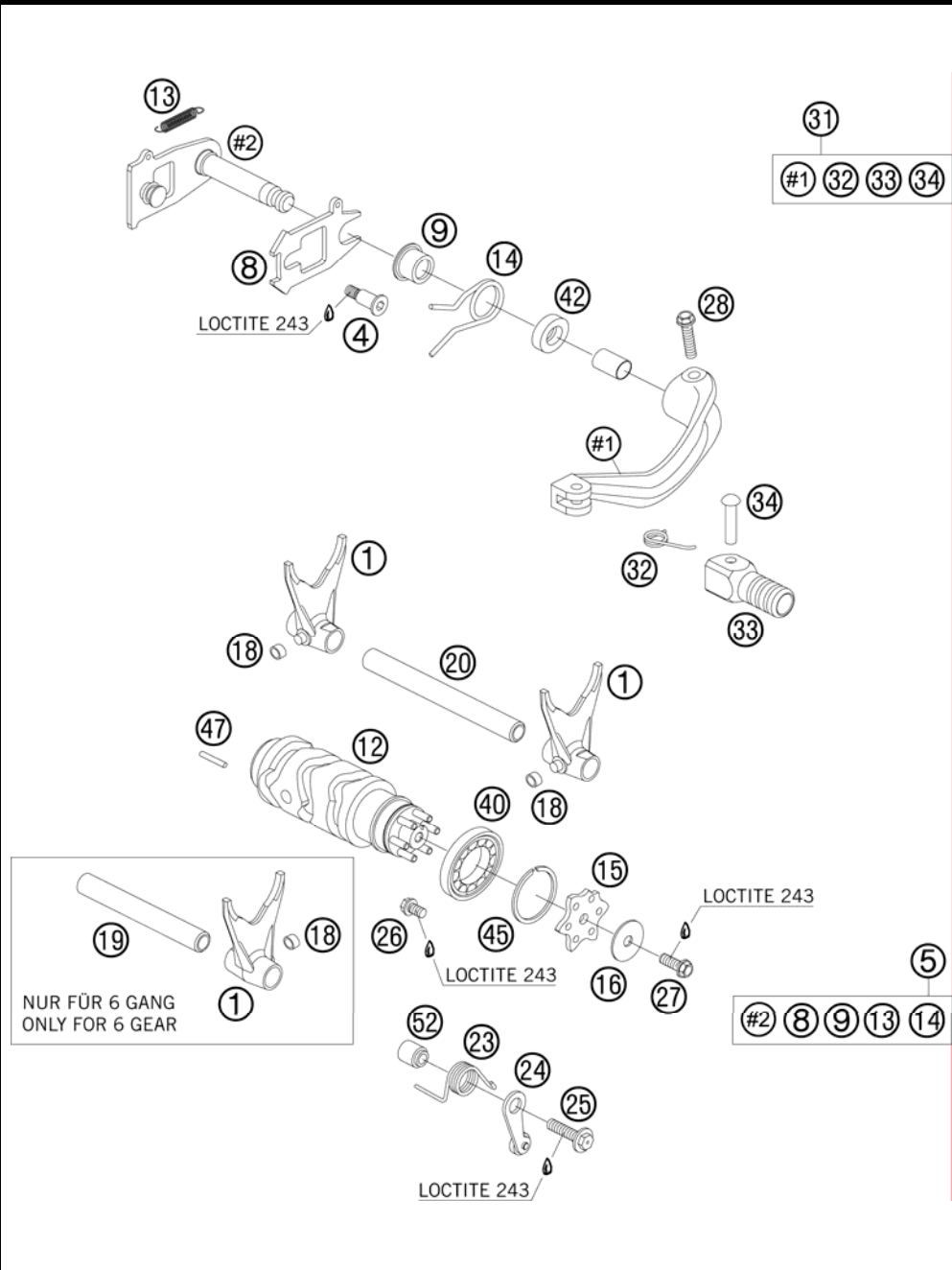


FIG	PART NUMBER	DESCRIPTION	QTY
1	80034001000	SHIFTING FORK	03
4	80034014050	SPECIAL SCREW RETAINING SPRING	1
5	80034005000	SHIFTING SHAFT CPL.	03
8	80034008000	SLIDING PLATE	03
9	80034009000	SPRING GUIDE	03
12	80034012000	SHIFTING DRUM	03
13	80034013000	TENSIONING SPRING	03
14	80034014000	RETAINING SPRING	03
15	80034015000	POSITIONING STAR	03
16	80034015150	WASHER POS. STAR 6,4X24X1,2	1
18	50334018100	SHIFTING ROLLER 6X8X5,2	x
19	80034019000	SHIFT RAIL MAIN SHAFT	03
20	80034020000	SHIFT RAIL COUNTERSHAFT	03
23	80034023000	SPRING FOR LOCKING LEVER	03
24	80034024000	LOCKING LEVER CPL.	03
25	80034024050	SPECIAL SCREW M 6X25	1
26	0015060103	HH COLLAR SCREW M 6X10 WS=8	1
27	0015060163	HH COLLAR SCREW M 6X16 WS=8	1
28	0015060253	HH COLLAR SCREW M 6X25 WS=8	1
31	80034031000	SHIFTING LEVER CPL.	03
32	54634032100	SHIFTING LEVER SPRING 250	1
33	54634131000	STEP PLATE FOR SHIFT LEVER 250	1
34	54634031050	BOLT 6X25 FOR SHIFT LEVER	1
40	0625068060	BALL BEARING 6806 C3	1
42	0760122270	SHAFT SEAL RING 12 X 22 X 7 B	1
45	80034012050	CIRCLIP SW30X1,5	1
47	0481030220	TENSION PIN DIN1481 3X22	1
52	80034052000	SLEEVE FOR LOCKING LEVER	03

088003410 / C088003410

* NEW PART

X AS REQUIRED

COOLING SYSTEM

HUSABERG FE 450-E 2008

HUSABERG FE

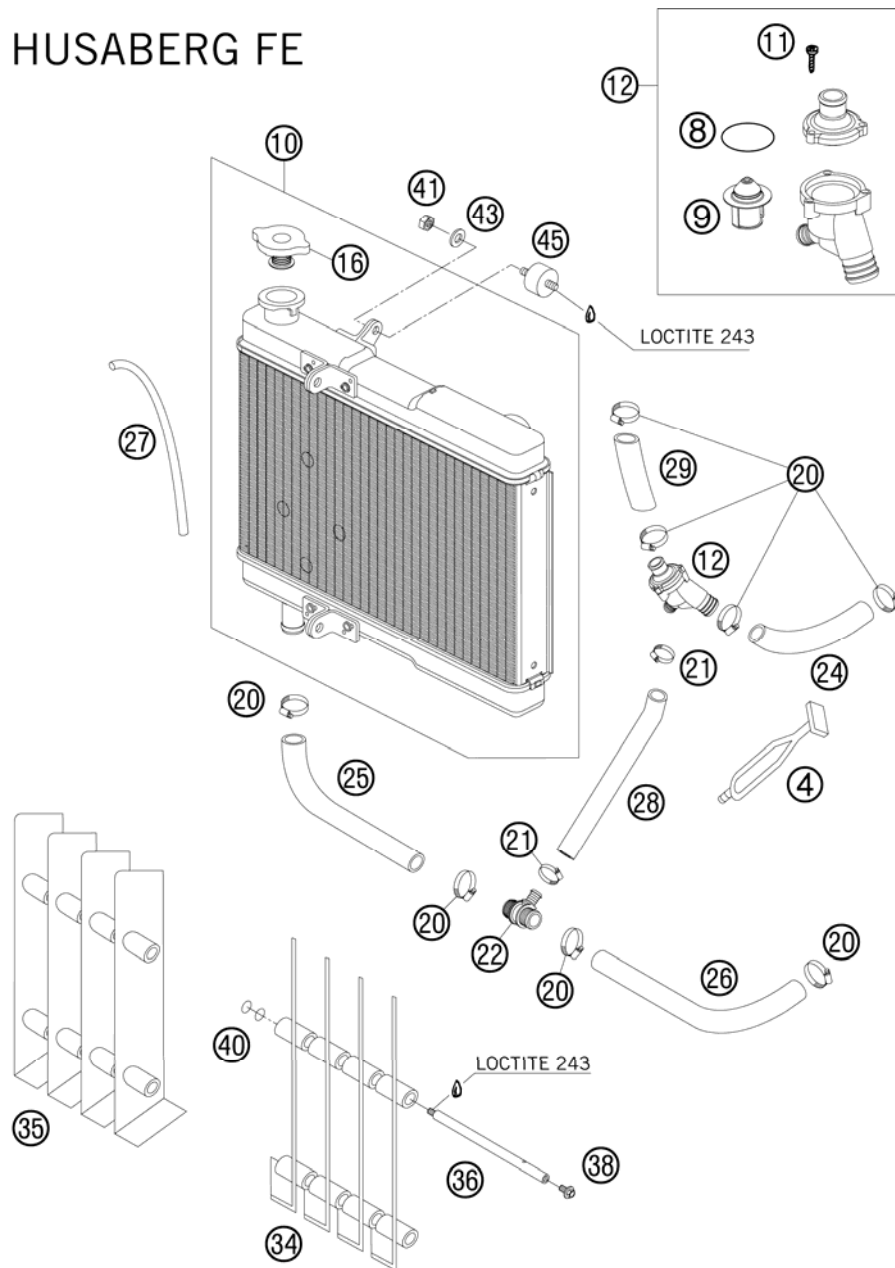


FIG	PART NUMBER	DESCRIPTION	QTY
4*	50303018000	RUBBER L=145MM	1
8	0770320020	O-RING 32,00X2,00	1
9	59435017000	THERMOSTAT 70 DEGREES 04	1
10	80035010100	RADIATOR "45493B" 2006	1
11	0016040183	SCREW FOR PLASTIC D=4X18	3
12	80035013044	THERMOSTAT CPL. 2005	1
16	58035016000	RADIATOR CAP SMALL 20,3 PSI	1
20	10001020000	HOSE CLAMP GEMI 16-27	8
21	58335099000	HOSE CLAMP GEMI 10-16	2
22	80035027004	T-CONNECTOR 05	1
24	81035024000	HOSE CYLINDER-THERMOST. 450 05	1
25	80035027002	HOSE 2 THERMOSTAT 05	1
26	80035027001	HOSE 1 THERMOSTAT 05	1
27	31007107001	PVC-HOSE 6X9 MM PER METER	x
28	80035027003	HOSE 3 THERMOSTAT 05	1
29	80035026000	HOSE THERMOSTAT- RADIATOR 05	1
34	80035034000	RADIATOR PROTECTOR L/S 04	4
35	80035035000	RADIATOR PROTECTOR R/S 04	4
36*	80035036100	MOUNTING BOLT RADIATOR PROTEC.	4
38	0014060103	HH COLLAR SCREW M 6X10 WS=8	2
40	0770010015	O-RING 10,00X1,50 NBR 70 SH	8
41	0985060003	SELF LOCK. NUT DIN0985-M 6	3
43	0021060003	WASHER DIN9021-A 6,4	3
45	80035005000	VIBRAT. DAMP. 25X15M6X10/15 04	3

088003530 / C088003530

* NEW PART

X AS REQUIRED

VALVE DRIVE

HUSABERG FE 450-E 2008



FIG	PART NUMBER	DESCRIPTION	QTY
27	59036027000	VALVE-STEM SEALING RACING	4
28	59436028044	VALVE SPRING CONICAL CPL. 03	4
30	59036030000	INTAKE VALVE D=35MM	2
31	59036031000	EXHAUST VALVE D=30MM	2
33	59036033000	VALVE COLLET KK 6 H	8
50	59036050000	DECOMPRESSION SHAFT CPL.	1
51	0770051016	O-RING 5,10X1,60 NBR 70	1
52	0912050083	AH SCREW DIN 912 M 5X8	2
53	59036060010	SHIM ALU 5,2X10X2	2
54	0770191016	O-RING 19,10X1,60 NBR 70	2
55	59036061095	END CAP ROCKER ARM SHAFT	2
56	59036056000	ROCKER ARM SHAFT INTAKE	1
57	59036057000	ROCKER ARM SHAFT EXHAUST	1
58	0471080000	CIRCLIP DIN0471- 8X0,8	1
59	59036059000	DECOMPRESSION LEVER SPRING	1
60	59036060144	ROCKER ARM INTAKE CPL.	1
61	59036061144	ROCKER ARM EXHAUST CPL.	1
62	59036062000	ADJUSTMENT SCREW M6X0,75	4
63	59036062100	NUT M6X0,75	4

088003610 / C088003610

* NEW PART

X AS REQUIRED

TIMING VALVE

HUSABERG FE 450-E 2008

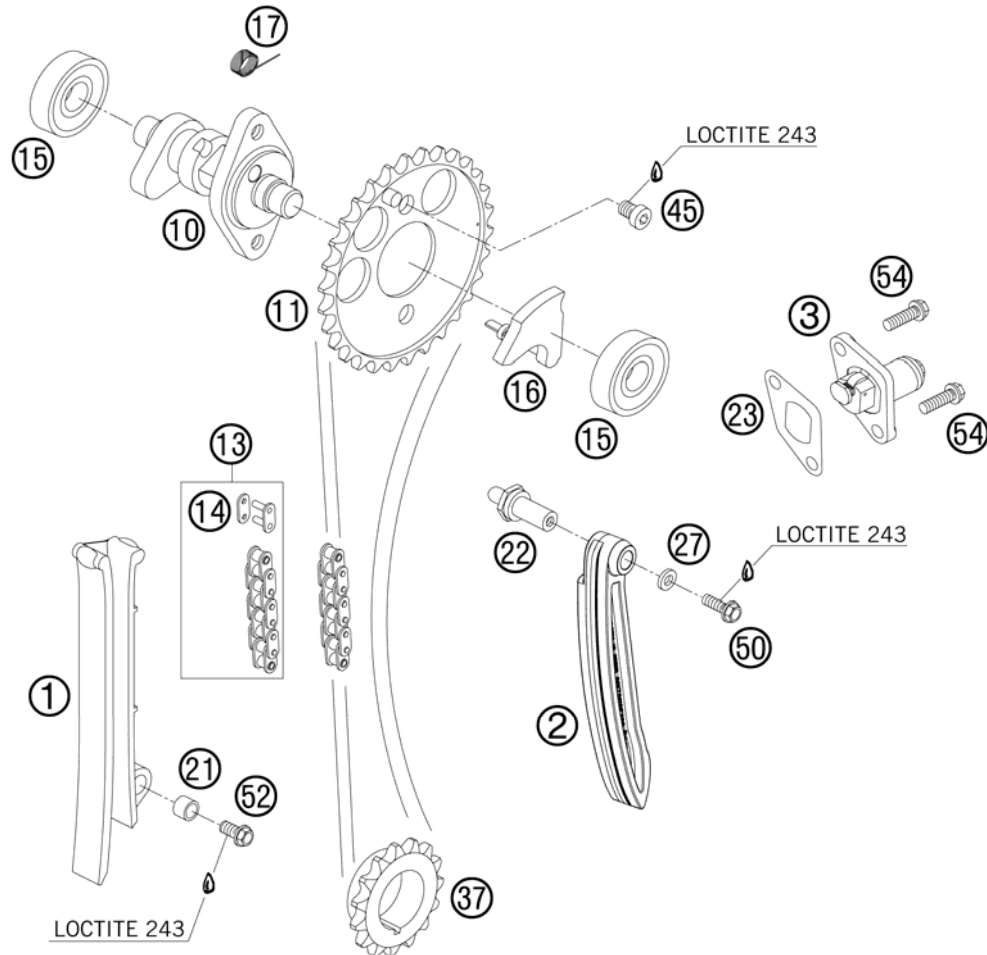


FIG	PART NUMBER	DESCRIPTION	QTY
1	80036001000	TIMING CHAIN GUIDE 04	1
2	80036002100	TENSIONER 450-550 05	1
3	59036003000	TIMINGCHAIN TENSIONER CPL.RAC.	1
10	80036010000	CAMSHAFT 450/501/550 03	1
11	80036011100	CAMSHAFT GEAR 05	1
13	81036013100	TIMING CHAIN 64L DID 05	1
14	80036013150	LINK FOR TIMING CHAIN DID 05	1
		DID-CHAIN	
15	0625062014	BALL BEARING 6201	2
16	59036016000	AUTO DECOMPRESSION SHAFT	1
17	59036017000	SPRING FOR AUTODECOMPRESSION	1
21	80036001050	SPACER BUSHING TIM.CH.GUIDE 04	1
22	80036002050	STEPPED SPACER BUSHING 04	1
23	59036003050	GASKET TIMING CHAIN TENSIONER	1
27	59036060010	SHIM ALU 5,2X10X2	1
37	80036037000	TIMING CHAIN GEAR 03	1
45	0984080103	AH SCREW DIN7984-M 8X10	2
50	0015050163	HH COLLAR SCREW M 5X16 WS=8	1
52	0015060123	HH COLLAR SCREW M 6X12 WS=8	1
54	0015060163	HH COLLAR SCREW M 6X16 WS=8	2

088003620 / C088003620

* NEW PART

X AS REQUIRED

CYLINDER HEAD

HUSABERG FE 450-E 2008

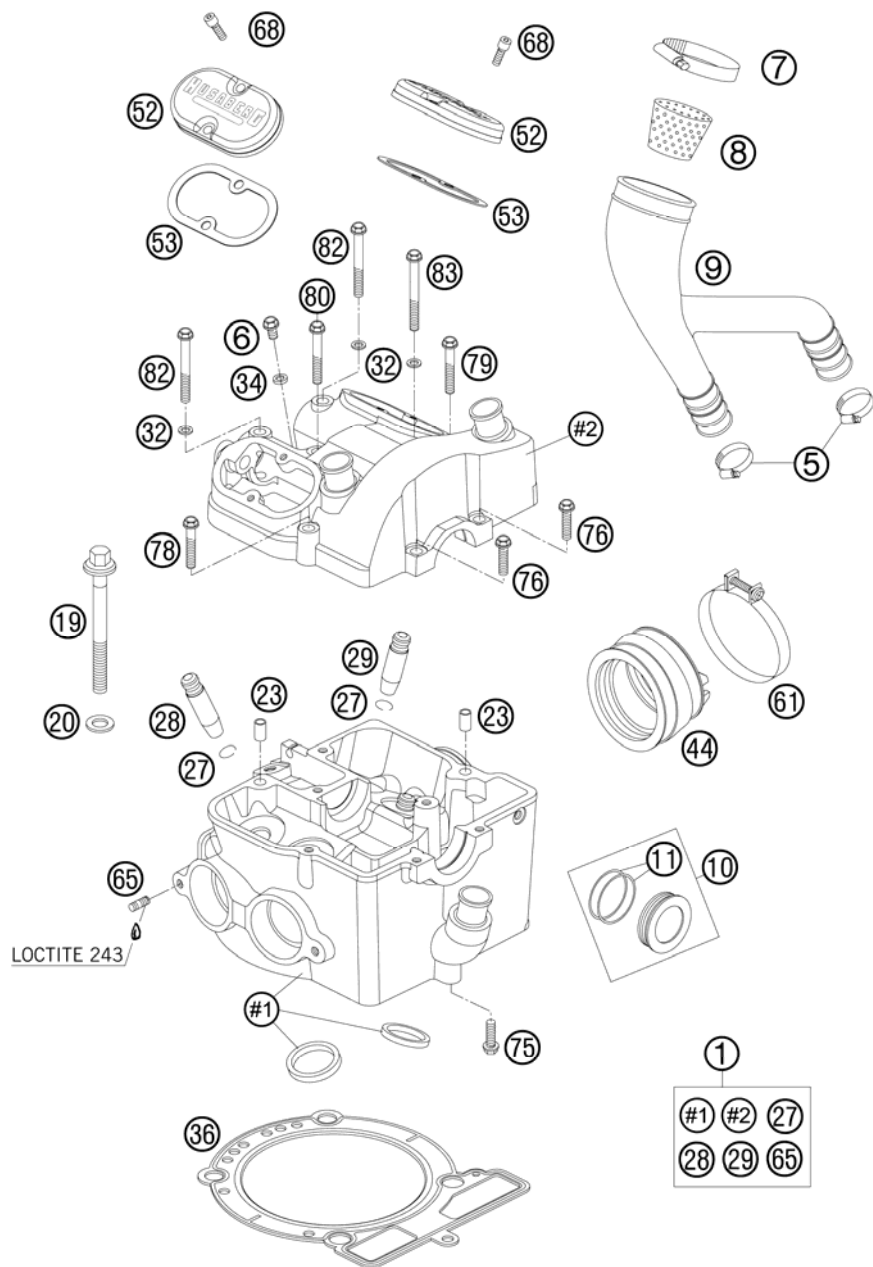


FIG	PART NUMBER	DESCRIPTION	QTY
1	80036020044	CYLINDER HEAD CPL. 04	1
5	10001020000	HOSE CLAMP GEMI 16-27	2
6	59036006090	VENT SCREW M6X10 CPL.	1
7	46005058000	HOSE CLAMP 40-60MM	1
8	80030089000	FILTER FOR BREATHER SYSTEM 04	1
9	80030090000	BREATHER HOSE ENGINE 04	1
10	80036010050	CLOSING COVER 03	1
11	0770291016	O-RING 29,10X1,60 NBR 70	2
19	58036099100	COLLAR SCREW M10X80 WS=13 10.9	4
20	59036090000	WASHER 10,8X18,8X1,5	4
23	59030023000	DOWEL 6X8X11,5	2
27	0993012000	CIRCLIP DIN7993-RW12	4
28	59036026101	VALVE GUIDE EXHAUST	2
29	59036025101	VALVE GUIDE INTAKE	2
32	0603061001	CU-SEAL RING DIN7603-6X10X1	3
34	58036065100	CU-SEAL RING 6 X 10 X 2	1
36	81030036000	CYLINDER HEAD GASKET 03	1
44	80036044000	INTAKE BOOD 450/501/550 04	1
52	80036052000	VALVE COVER 03	2
53	80036053000	GASKET FOR VALVE COVER 03	2
61	59030061000	CLAMP D=56MM B=9MM M4X25	2
65	0939060163	STUD DIN939-M 6X16	2
68	0912050163	AH SCREW DIN0912-M 5X16	4
75	0015060203	HH COLLAR SCREW M 6X20 WS=8	1
76	0015060253	HH COLLAR SCREW M 6X25 WS=8	2
78	0015060353	HH COLLAR SCREW M 6X35 WS=8	1
79	0015060403	HH COLLAR SCREW M 6X40 WS=8	1
80	0015060453	HH COLLAR SCREW M 6X45 WS=8	1
82	0015060556	HH COLLAR SCR. M6X55 WS=8 10.9	2
83	0015060603	HH COLLAR SCREW M 6X60 WS=8	1

088003630 / C088003630

* NEW PART

X AS REQUIRED

LUBRICATING SYSTEM

HUSABERG FE 450-E 2008

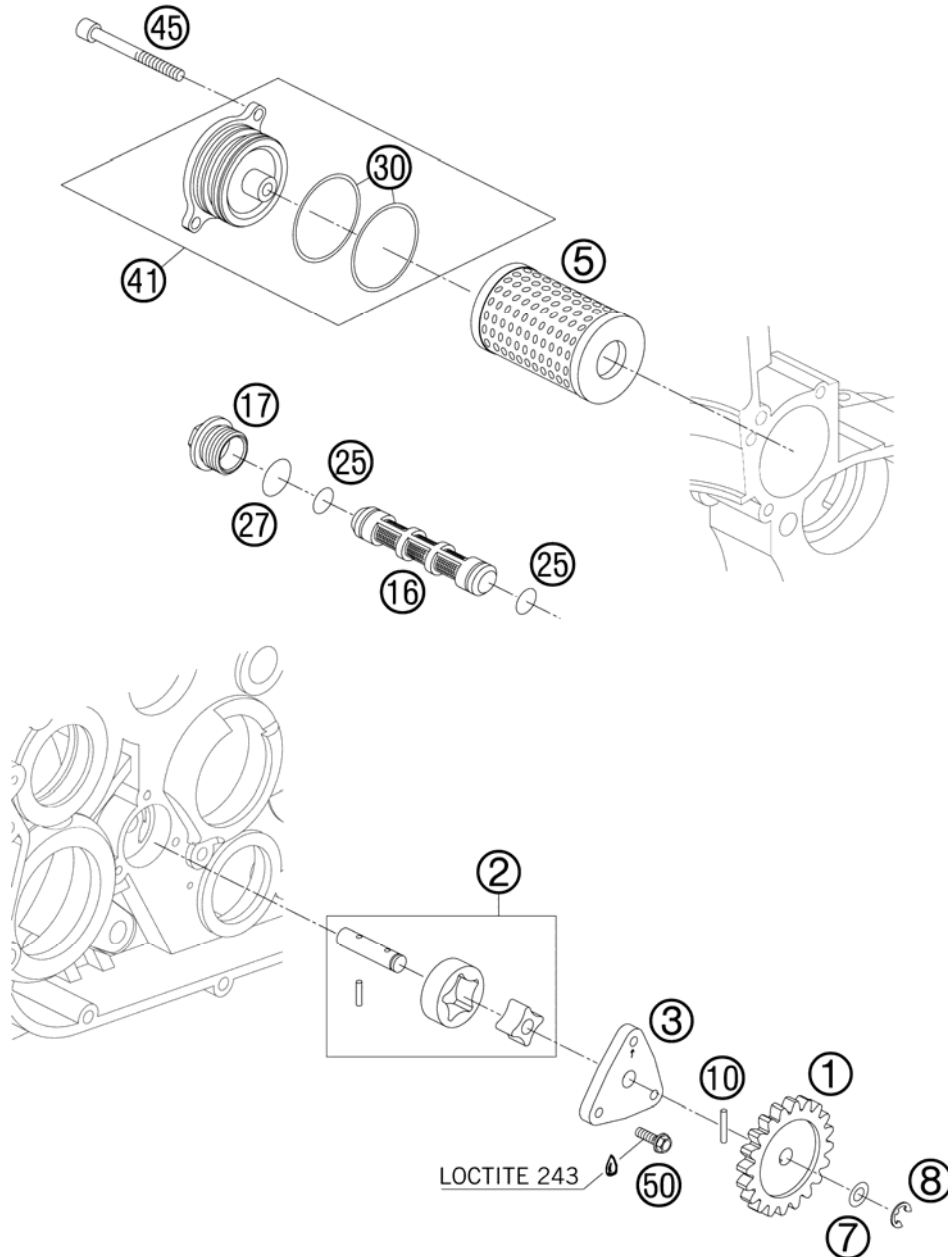


FIG	PART NUMBER	DESCRIPTION	QTY
1	80038001000	OIL PUMP GEAR 03	1
2	80038002044	OIL PUMP CPL. 03	1
3	80038003000	OIL PUMP COVER 03	1
5	58038005100	OIL FILTER LONG	1
7	58038007755	STOP DISK 8,1 X 15 X 0,5	1
8	0799060000	TAB WASHER DIN6799-RS 6,0	1
10	0402251980	NEEDLEROL.DIN5402 NRA 2,5X19,8	1
16	59038016000	OIL SCREEN 15X83MM	1
17	59038017000	PLUG M20X1,5 WS=13	1
25	0770125015	O-RING 12,5X1,5 NBR	2
27	0770020170	O-RING 17,17X1,78 GLO	1
30	0770380020	O-RING 38,00X2,00 NBR 70 SH	2
41	80038041000	OIL FILTER COVER 03	1
45	0912050503	AH SCREW DIN912-M5X50 10.9	2
50	0016040133	HH COLLAR SCREW M 4X13 WS=6	3

088003810 / C088003810

* NEW PART

X AS REQUIRED

IGNITION SYSTEM

HUSABERG FE 450-E 2008

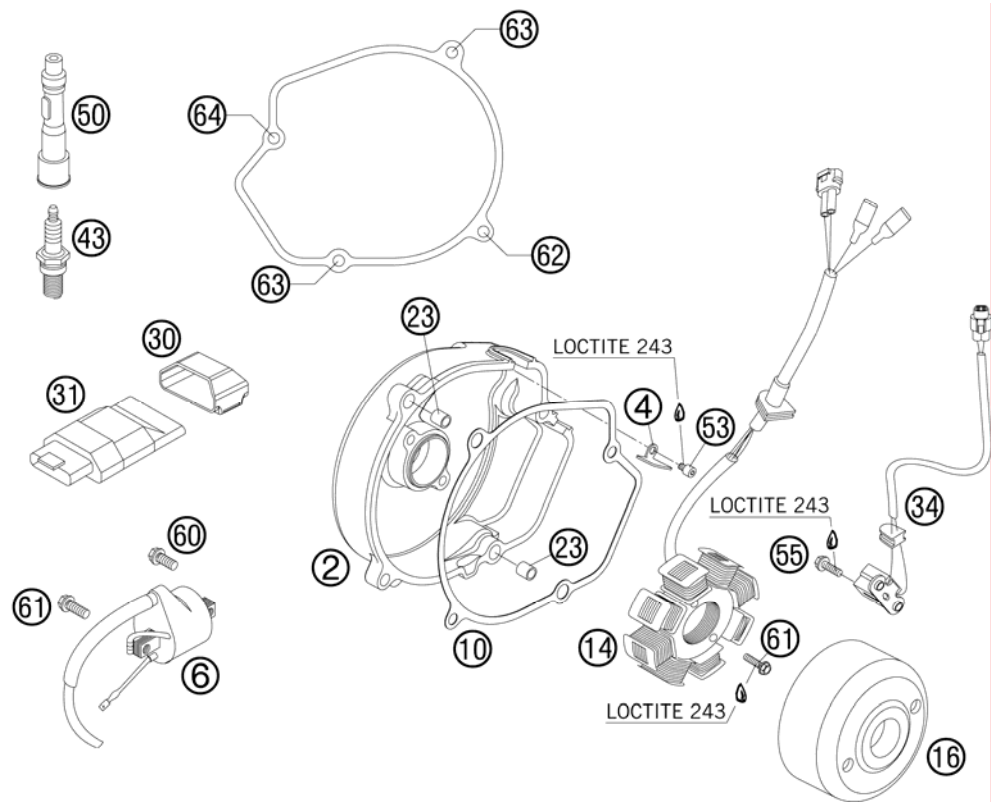


FIG	PART NUMBER	DESCRIPTION	QTY
2	80030002100	IGNITION COVER ALU 04	1
4	80039002050	SUPPORT FOR STATOR WIRE 04	1
6	50339006000	IGNI.COIL KOKU. IG5127	1
10	80030040100	IGNITION COVER GASKET 04	1
14	80039004000	STATOR HUSABERG FS/FE 04	1
16	80039005000	FLYWHEEL HUSABERG FS/FE 04	1
23	59030023000	DOWEL 6X8X11,5	2
30	80039030100	RUBBER HOLDER FOR CDI 05	1
31	81039031100	CDI UNIT 450 05	1
34	59039034000	PULSER COIL KOKUSAN 4K3-A/B	1
43	59039093100	SPARK PLUG NGK DCPR8E 03	1
50	58439090000	SPARK PLUG CONNECT. SD05EG 03	1
53	0912060083	AH SCREW DIN0912-M 6X 8	1
55	0015050163	HH COLLAR SCREW M 5X16 WS=8	2
60	0015060163	HH COLLAR SCREW M 6X16 WS=8	1
61	0015060203	HH COLLAR SCREW M 6X20 WS=8	x
62	0015060253	HH COLLAR SCREW M 6X25 WS=8	1
63	0015060303	HH COLLAR SCREW M 6X30 SW=8	2
64	0015060353	HH COLLAR SCREW M 6X35 WS=8	1

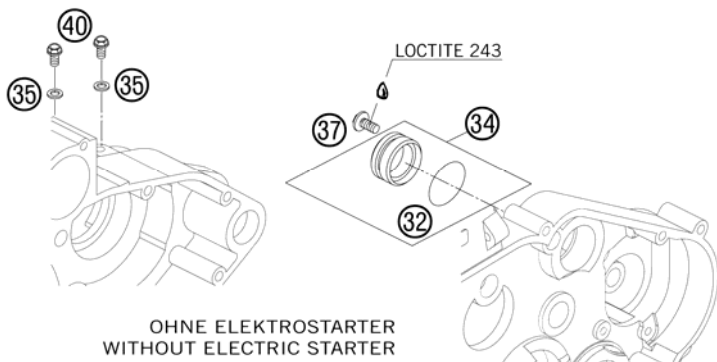
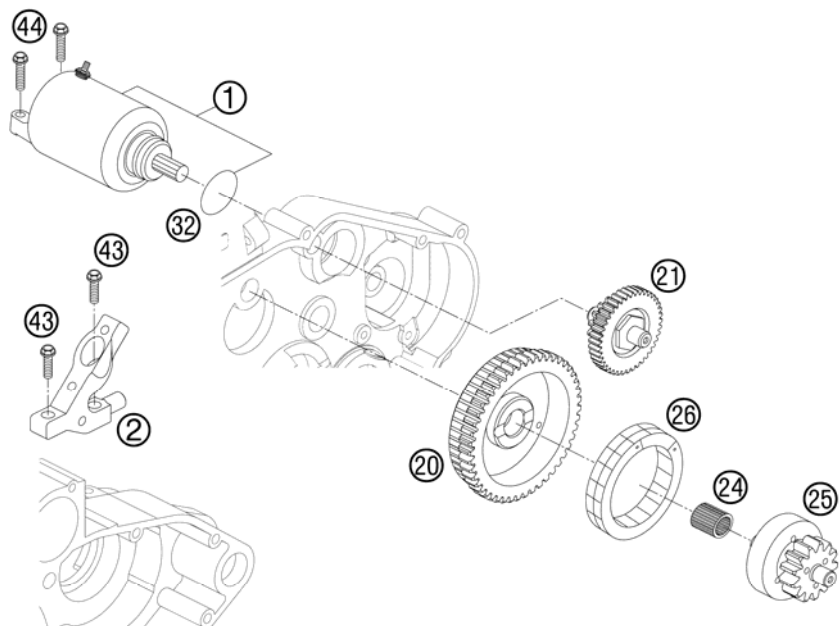
088003910 / C088003910

* NEW PART

X AS REQUIRED

ELECTRIC STARTER

HUSABERG FE 450-E 2008



OHNE ELEKTROSTARTER
WITHOUT ELECTRIC STARTER

FIG	PART NUMBER	DESCRIPTION	QTY
1	80040001000	E-STARTER ENGINE CPL. 03	1
2	81040002000	BRACKET ELEC. STARTER ENG. 04	1
20	80040020000	FREE WHEEL GEAR 03	1
21	80040021100	GEAR WHEEL TORQUE LIMITER 04	1
24	0405101310	NEEDLE BEARING K 10X13X10 02	1
25	80040025000	FREE WHEEL HUB 03	1
26	80040026000	FREE WHEEL 03	1
32	0770242030	O-RING 24,20X3,00 NBR70	1
34	80040034100	PLUG ELECTRIC STARTER 04	1
35	0603061001	CU-SEAL RING DIN7603-6X10X1	2
37	0014060103	HH COLLAR SCREW M 6X10 WS=8	1
40	0015060103	HH COLLAR SCREW M 6X10 WS=8	2
43	0015060203	HH COLLAR SCREW M 6X20 WS=8	2
44	0015060253	HH COLLAR SCREW M 6X25 WS=8	2

088004010 / C088004010

* NEW PART

X AS REQUIRED